



## EN ESTE NÚMERO

VacCiencia es una publicación dirigida a investigadores y especialistas dedicados a la vacunología y temas afines, con el objetivo de serle útil. Usted puede realizar sugerencias sobre los contenidos y de esta forma crear una retroalimentación que nos permita acercarnos más a sus necesidades de información.

- Resumen de candidatos vacunales contra la COVID-19 basadas en la plataforma de subunidad proteica en desarrollo a nivel mundial. (segunda parte)
- Artículos científicos más recientes de Medline sobre vacunas.
- Patentes más recientes en Patentscope sobre vacunas.
- Patentes más recientes en USPTO sobre vacunas.

## Resumen de vacunas contra la COVID-19 basadas en la plataforma de subunidad proteica en desarrollo a nivel mundial (segunda parte)

Las **vacunas de subunidades antigénicas** son aquellas en las que solamente se utilizan los fragmentos específicos (llamados «subunidades antigénicas») del virus o la bacteria que es indispensable que el sistema inmunitario reconozca. Las subunidades antigénicas suelen ser proteínas o hidratos de carbono. La mayoría de las vacunas que figuran en los calendarios de vacunación infantil son de este tipo y protegen a las personas de enfermedades como la tos ferina, el tétanos, la difteria y la meningitis meningocócica.

Este tipo de vacunas solo incluye las partes del microorganismo que mejor estimulan al sistema inmunitario. En el caso de las desarrolladas contra la COVID-19 contienen generalmente, la proteína S o fragmentos de la misma como el Dominio de Unión al Receptor (RBD, por sus siglas en inglés). Una vez que el sistema inmunitario reconoce el antígeno, crea anticuerpos y glóbulos blancos de defensa. Si una persona se infecta con el virus SARS-CoV-2, los anticuerpos combatirán al virus.

**Vacunas reportadas en el *draft landscape* de la Organización Mundial de la Salud hasta el 9 de julio, basadas en la plataforma de subunidades proteicas (en el orden de aparición en el listado).**

---

**Nombre:** EpiVacCorona

**Fabricante/País:** Federal Budgetary Research Institution State Research Center of Virology and Biotechnology "Vector"/Rusia

**Descripción:** Es una vacuna basada en inmunógenos peptídicos de la proteína S del coronavirus del SARS-CoV-2 sintetizados químicamente y conjugados a la proteína N recombinante del SARS-CoV-2 (proteína transportadora) y adsorbidos en hidróxido de aluminio (adyuvante).

**Fase de ensayo clínico:** 3

**Vía de administración:** Intramuscular.

**Esquema de administración:** Dos dosis en un intervalo de 21 días.

---

**Nombre:** Insect Vaccine

**Fabricante/País:** West China Hospital + Sichuan University/China

**Descripción:** Vacuna recombinante basada en proteínas cultivadas a partir de células de insectos (baculovirus) expresadas en células Sf9.

**Fase de ensayo clínico:** 3

**Vía de administración:** Intramuscular

**Esquema de inmunización:** Dos dosis con intervalo de 28 días.

---

**Nombre:** IMP CoVac-1

**Fabricante/País:** University Hospital Tübingen/Alemania.

**Descripción:** La vacuna comprende múltiples péptidos que consisten en varios epítomos virales. Los péptidos se administraron junto con Montanide™ ISA51 VG y un nuevo adyuvante lipopéptido, el ligando TLR2 / 1 XS15.

**Fase de ensayo clínico:** 1

**Vía de administración:** Subcutánea.

**Esquema de inmunización:** Una dosis.

---

**Nombre:** UB-612

**Fabricante/País:** United Biomedical Inc. Asia, Vaxxinity/Taiwán.

**Descripción:** Es una vacuna basada en la proteína S1-RBD de diseño de alta precisión patentada que incorpora un conjunto de péptidos de epítipo Th / CTL que podría unirse a MHC-I y MHC-II humanos para activar las células T.

**Fase de ensayo clínico:** 2/3.

**Vía de administración:** Intramuscular.

**Esquema de inmunización:** Dos dosis en un intervalo de 28 días.

---

**Nombre:** AdimrSC-2f

**Fabricante/País:** Adimmune Corporation/Taiwán.

**Descripción:** Es un candidato vacunal desarrollado usando el sistema de expresión de baculovirus-células de insecto, se amplifica y purifica el dominio de unión al receptor recombinante (RBD) de la proteína S del SARS-CoV-2. Está formulado en las diferentes dosis de proteína S con o sin contenido de aluminio como adyuvante.

**Fase de ensayo clínico:** 1.

**Vía de administración:** ND.

**Esquema de inmunización:** ND.

---

**Nombre:** Mambisa (CIGB-669)

**Fabricante/País:** Centro de Ingeniería Genética y Biotecnología (CIGB)/Cuba.

**Descripción:** Se basa en la formulación de la proteína de RBD (Dominio de Unión al Receptor) y un inmunopotenciador evaluado por el centro: el antígeno de la nucleocápsida de la Hepatitis B.

**Fase de ensayo clínico:** 1/2.

**Vía de administración:** Intranasal.

**Esquema de inmunización:** Tres dosis en un intervalo de 14 días o 28 días.

---

**Nombre:** Abdala (CIGB-66)

**Fabricante/País:** Centro de Ingeniería Genética y Biotecnología (CIGB)/Cuba.

**Descripción:** Vacuna que se basa en el dominio de la unión del receptor (RBD) de la proteína S del virus SARS-CoV-2, su segmento más protuberante. Se seleccionó la levadura *Pichia pastoris* como sistema de expresión. Al ser el RBD una glicoproteína asociada covalentemente, los sacáridos de *Pichia pastoris* le aportan un efecto inmunopotenciador que favorece la inmunogenicidad. Esta formulación está adyuvada en hidróxido de aluminio.

**Fase de ensayo clínico:** 3.

**Vía de administración:** Intramuscular.

**Esquema de inmunización:** Tres dosis en un intervalo de 14 días.

**Eficacia:** 92.28 %.

---

**Nombre:** CorbeVax

**Fabricante/País:** Biological E. Limited/India.

**Descripción:** Vacuna basada en el RBD, y como adyuvante Alhydrogel (Alum), en combinación con CpG1018. El RBD de la subunidad S1 se une al receptor de la enzima convertidora de angiotensina-2 (ACE2) en la membrana de la célula huésped y facilita la entrada del virus. La proteína RBD se expresa en la levadura *Pichia pastoris*.

**Fase de ensayo clínico:** 1/2

**Vía de administración:** Intramuscular

**Esquema de inmunización:** Dos dosis en un intervalo de 28 días.

---

**Nombre:** Nanocovax.

**Fabricante/País:** Nanogen Pharmaceutical Biotechnology/Vietnam.

**Descripción:** Vacuna desarrollada mediante el uso de la subunidad de proteína S recombinante que se une a nanopartículas de sílice, con adyuvante de aluminio.

**Fase de ensayo clínico:** 3

**Vía de administración:** Intramuscular

**Esquema de inmunización:** Dos dosis en un intervalo de 21 días.

---

**Nombre:** S-268019.

**Fabricante/País:** Shionogi/Japón.

**Descripción:** Vacuna desarrollada mediante el uso de la subunidad de proteína S recombinante que se une a nanopartículas de sílice, con adyuvante de aluminio.

**Fase de ensayo clínico:** 1/2.

**Vía de administración:** Intramuscular

**Esquema de inmunización:** Dos dosis en un intervalo de 21 días.

---

**Nombre:** AKS-452 (SARS-CoV-2-RBD-Fc)

**Fabricante/País:** University Medical Center Groningen + Akston Biosciences Inc./ Países Bajos, Estados Unidos.

**Descripción:** Esta es una nueva proteína de fusión SARS-CoV-2-RBD-Fc diseñada biológicamente para inducir o potenciar una respuesta inmune mixta Th1 / Th2 en pacientes contra el RBD de la nueva proteína S de coronavirus.

**Fase de ensayo clínico:** 1/2.

**Vía de administración:** Subcutánea o Intramuscular

**Esquema de inmunización:** Una dosis o dos dosis en un intervalo de 21 días.

---

**Nombre:** COVAC-1 y COVAC-2

**Fabricante/País:** University of Saskatchewan/Canadá.

**Descripción:** En el caso de COVAC-2 contiene un segmento de proteína de pico SARS-CoV-2, llamada S1 y SWE como adyuvante que pertenece a una familia de adyuvantes a base de aceite.

**Fase de ensayo clínico:** 1/2.

**Vía de administración:** Intramuscular.

**Esquema de inmunización:** Dos dosis en un intervalo de 28 días.

---

**Nombre:** GBP510

**Fabricante/País:** SK Bioscience Co., Ltd., CEPI/Corea del Sur, Noruega.

**Descripción:** Vacuna de nanopartículas SARS-CoV-2 con AS03 (hidróxido de aluminio) como adyuvante.

**Fase de ensayo clínico:** 1/2.

**Vía de administración:** Intramuscular.

**Esquema de inmunización:** Dos dosis en un intervalo de 28 días.

---

**Nombre:** Razi Cov Pars

**Fabricante/País:** Razi Vaccine and Serum Research Institute/Irán.

**Descripción:** La vacuna emplea versiones recombinantes de la proteína S y protege al sistema inmunológico contra el virus mediante la producción de anticuerpos.

**Fase de ensayo clínico:** 2.

**Vía de administración:** Intramuscular e Intranasal.

**Esquema de inmunización:** Tres dosis, las dos primeras dosis por vía intramuscular y en un intervalo de 21 días y la tercera dosis por vía intranasal a los 51 días a partir de la primera dosis.

---



**Nombre:** SARS-CoV-2 Sclamp MF59

**Fabricante/País:** The University of Queensland.

**Descripción:** Basada en la glicoproteína S de SARS-CoV-2 recombinante estabilizada en una conformación previa a la fusión mediante una nueva pinza molecular (pinza de glicoproteína S [Sclamp]). Utiliza MF59 como adyuvante.

**Fase de ensayo clínico:** 1.

**Vía de administración:** Intramuscular.

**Esquema de inmunización:** Dos dosis con intervalo de 28 días.

#### Fuentes:

World Health Organization. Draft landscape of COVID-19 candidate vaccines <https://cutt.ly/1mFW5z5>

Precision Vaccination. EpiVacCorona Vaccine. <https://cutt.ly/FmFDqZJ>

GEN Genetic Engineering and Biotechnology News. West China Hospital of Sichuan University – “Insect Vaccine”. <https://cutt.ly/HmFEtBJ>

Good Clinical Practice Network. Ensayo de seguridad e inmunogenicidad de la vacunación con múltiples péptidos para prevenir la infección por COVID-19 en adultos. <https://cutt.ly/bmFEWol>

MDPI. Designing a SARS-CoV-2 T-Cell-Inducing Vaccine for High-Risk Patient Groups. <https://cutt.ly/8mFEPmn>

Precision Vaccination. UB-612 COVID-19 Vaccine. <https://cutt.ly/4mFP06W>

ClinicalTrials.gov. Study to Evaluate Safety, Immunogenicity, and Efficacy of Nanocovax Vaccine Against COVID-19 <https://cutt.ly/wmFAaPH>

ClinicalTrials.gov. A Study to Evaluate the Safety and Immunogenicity of COVID-19 (AdimrSC-2f) Vaccine. <https://cutt.ly/4mFAjhE>

Good Clinical Practice Network. Un estudio para evaluar la seguridad, tolerabilidad e inmunogenicidad de la vacuna UB-612 COVID-19. <https://cutt.ly/JmFAcVW>

ClinicalTrials.gov. A Study to Evaluate the Safety and Immunogenicity of COVID-19 (AdimrSC-2f) Vaccine. <https://cutt.ly/7mFHGXm>

mint. Biological E may launch vaccine by August. <https://cutt.ly/kmFmA7>

Registro Público Cubano de Ensayos Clínicos. Estudio Clínico ABDALA. <https://cutt.ly/HmFAOke>

Centro de Ingeniería Genética y Biotecnología. Abdala. <https://cutt.ly/NmFAGiQ>

AKSTON BIOSCIENCES. COVID-19 Vaccine. AKS-452 <https://cutt.ly/emFAZmF>

Good Clinical Practice Network. Un ensayo clínico de vacunas COVAC en adultos sanos. <https://cutt.ly/8mFABsU>

CBC News. University of Saskatchewan COVID-19 vaccine approved for human clinical trials. <https://cutt.ly/2mFA015>

ClinicalTrials.gov. Safety and Immunogenicity Study of SARS-CoV-2 Nanoparticle Vaccine (GBP510) Adjuvanted With Aluminum Hydroxide (COVID-19). <https://cutt.ly/hmFSrf2>

TehranTimes. Razi Cov Pars enters second clinical trial phase <https://cutt.ly/4mFSaeQ>

PubMed. Safety and immunogenicity of an MF59-adjuvanted spike glycoprotein-clamp vaccine for SARS-CoV-2: a randomised, double-blind, placebo-controlled, phase 1 trial. <https://cutt.ly/OmFSq7I>

Good Clinical Practice Network. Un estudio sobre la seguridad, la tolerabilidad y la respuesta inmunitaria de la vacuna Sclamp (COVID-19) contra el SARS-CoV-2 en adultos sanos. <https://cutt.ly/umFSIrT>

ClinicalTrials.gov. A Study on the Safety, Tolerability and Immune Response of SARS-CoV-2 Sclamp (COVID-19) Vaccine in Healthy Adults. <https://cutt.ly/pmFSG9b>

## Noticias en la Web

### ¿Cuan efectivas son las vacunas ante la variante delta?



**1 jul.** Con las preocupaciones en torno a la variante del coronavirus Delta aumentando a nivel mundial, ¿qué tan efectivas son las vacunas actuales en los EE. UU. para proteger contra la nueva versión del virus? Según los expertos médicos, las tres vacunas disponibles actualmente ofrecen protección.

#### ¿Qué tan efectivas son las vacunas COVID en general?

En ensayos clínicos, la vacuna de Moderna informó una efectividad del 94.1% para prevenir COVID-19 en personas que recibieron ambas dosis. Se dijo que la vacuna Pfizer-BioNTech tenía una efectividad del 95%. Un nuevo estudio de los CDC informó que una sola dosis de la vacuna COVID de Pfizer o Moderna fue 80% efectiva para prevenir infecciones. Ese número saltó al 90% dos semanas después de la segunda dosis, mostró el estudio sobre trabajadores de la salud vacunados.

"Estos hallazgos indican que las vacunas COVID-19 de ARNm autorizadas son efectivas para prevenir la infección por SARS-CoV-2, independientemente del estado de los síntomas, entre adultos en edad laboral en condiciones del mundo real", escribió la agencia estadounidense en el estudio. "Se recomienda la vacuna COVID-19 para todas las personas elegibles".

La vacuna de Pfizer, la única actualmente autorizada para su uso en niños de tan solo 12 años, también mostró una mayor eficacia entre los adolescentes.

A fines de marzo, Pfizer publicó los resultados preliminares de un estudio de vacuna de 2,260 voluntarios estadounidenses de 12 a 15 años, que muestran que no hubo casos de COVID-19 entre los adolescentes completamente vacunados en comparación con 18 entre los que recibieron inyecciones simuladas.

Más intrigante, los investigadores encontraron que los niños desarrollaron niveles más altos de anticuerpos que luchan contra los virus que los estudios anteriores medidos en adultos jóvenes.

La FDA dijo que la vacuna de J&J ofrece una fuerte protección contra lo que más importa: enfermedades graves, hospitalizaciones y muerte. Una dosis protegió al 85% contra la enfermedad COVID-19 más grave, en un estudio masivo que abarcó tres continentes, protección que se mantuvo fuerte incluso en países como

Sudáfrica, donde las variantes más preocupantes se estaban extendiendo en ese momento.

Los CDC informan que la vacuna J&J/Janssen fue 66.3% efectiva en ensayos clínicos para prevenir la enfermedad COVID-19 en personas que no tenían evidencia de infección previa 2 semanas después de recibir la vacuna.

"La vacuna tuvo una alta eficacia para prevenir la hospitalización y la muerte en personas que se enfermaron", señala el CDC. "Nadie que contrajo COVID-19 al menos cuatro semanas después de recibir la vacuna J&J/Janssen tuvo que ser hospitalizado".

No se sabe si alguna de las tres vacunas previene la propagación del virus por personas asintomáticas, aunque los CDC anotaron que "la evidencia preliminar sugiere que la vacuna J&J/Janssen podría brindar protección contra la infección asintomática".

### ¿Qué tan efectivas son las vacunas contra la nueva variante Delta?

Los datos que rodean la eficacia de la vacuna con la variante Delta son hasta ahora limitados.

Si bien los estudios han demostrado que las vacunas disponibles funcionan contra variantes, incluida la variante Delta, todas las vacunas de dos dosis ofrecen una protección significativamente mayor después de su segunda dosis.

Investigadores en Inglaterra estudiaron qué tan efectivas eran las vacunas AstraZeneca y Pfizer-BioNTech de dos dosis en su contra, en comparación con la variante Alpha que se detectó por primera vez en el Reino Unido.

Las vacunas protegieron a quienes recibieron ambas dosis, pero lo fueron menos entre quienes recibieron una dosis.

Un estudio reciente mostró que la vacuna Pfizer fue 84% efectiva contra la variante después de dos dosis, pero solo 34% efectiva después de la primera dosis.

Moderna también anunció el martes que un nuevo estudio mostró que su vacuna también produjo una protección prometedora en un laboratorio contra la variante Delta y otras que circulan actualmente.

"Mientras buscamos derrotar la pandemia, es imperativo que seamos proactivos a medida que evoluciona el virus. Seguimos comprometidos con estudiar variantes emergentes, generar datos y compartirlos a medida que estén disponibles. Estos nuevos datos son alentadores y refuerzan nuestra creencia de que la vacuna Moderna COVID-19 debe seguir protegiendo contra las variantes recién detectadas", dijo Stéphane Bancel, director ejecutivo de Moderna, en un comunicado.

Actualmente, se han publicado pocos datos que muestren cuán efectivo es Johnson & Johnson para proteger contra la variante Delta, aunque se cree que la vacuna de inyección única ofrece protección contra la variante.

El Dr. Scott Gottlieb, ex comisionado de la Administración de Alimentos y Medicamentos, según los informes, dijo que la vacuna Johnson & Johnson parece tener aproximadamente un 60% de efectividad contra la variante Delta.

Aún así, los expertos médicos dicen que cualquiera de las tres vacunas que se utilizan actualmente en los EE. UU. continúan mostrando buenos resultados en cuanto a protección.

"Esto los protegerá contra enfermarse gravemente y ser hospitalizados e incluso morir por la variante Delta", dijo recientemente la Dra. Katherine Gergen-Barnett del Boston Medical Center a NBC10 Boston.

¿Se necesitará una vacuna de refuerzo?

Hasta ahora, no ha habido ninguna recomendación de los Centros para el Control y la Prevención de Enfermedades en torno a las inyecciones de refuerzo con la variante Delta.

Aún así, los expertos en salud han advertido repetidamente que las inyecciones de refuerzo de COVID-19 podrían ser necesarias para personas completamente vacunadas, particularmente a medida que se propagan nuevas variantes.



El asesor en jefe de la Casa Blanca, el Dr. Anthony Fauci, dijo durante una entrevista con Medhi Hasan de MSNBC en abril que las personas pueden necesitar vacunas de refuerzo en un año.

El director ejecutivo de Pfizer, Albert Bourla, también dijo anteriormente que las personas "probablemente" necesitarán una tercera dosis dentro de los 12 meses posteriores a la vacunación completa.

Hasta ahora, los estudios sugieren que las vacunas actualmente en uso pueden reconocer las variantes emergentes, pero es posible que no brinden tanta protección contra las nuevas cepas.

Ya se están explorando refuerzos y nuevas versiones de vacunas que se dirigen a las variantes.

Pfizer-BioNTech estaba probando previamente una tercera inyección de refuerzo de su vacuna en personas completamente vacunadas.

"La flexibilidad de nuestra plataforma patentada de vacunas de ARNm nos permite desarrollar técnicamente vacunas de refuerzo en semanas, si es necesario", dijo Sahin en un comunicado en febrero.

Moderna también estaba probando una posible tercera dosis de su vacuna actual y una posible inyección de refuerzo dirigida específicamente a la variante de Sudáfrica. Citando los primeros datos, la compañía dijo recientemente que la vacuna de refuerzo generó una respuesta inmune prometedora contra las variantes B.1.351 y P.1 identificadas por primera vez en Sudáfrica y Brasil, respectivamente.

Mientras tanto, el director ejecutivo de Johnson & Johnson, Alex Gorsky, dijo durante una entrevista con "Squawk Box" de CNBC en marzo que la compañía está bien posicionada para adaptar su vacuna a las variantes y está trabajando en el desarrollo de programas que "ayudarán a abordar algunos de estos nuevos y variantes emergentes".

Fuente: Telemundo Nueva Inglaterra. Disponible en <https://cutt.ly/FmFVfE>

## Continúa en Cuba ensayo vacunal anti-COVID-19 con Soberana-Pediatría

**1 jul.** El Instituto Finlay de Vacunas informó hoy a través de su cuenta en la red social Twitter que Cuba continúa el ensayo clínico anti-COVID-19 Soberana-Pediatría.

Los menores que participan en el estudio estuvieron este miércoles en la consulta de seguimiento, correspondiente a la evaluación de las 48 horas posvacunación, refiere el tuit, y añade que la sala del Hospital Pediátrico Juan Manuel Márquez de La Habana, centro donde se desarrolla el ensayo clínico, estuvo llena de risas y colores.

"Continuamos en #SoberanaPediatria. Ayer estuvieron en la consulta de seguimiento,

correspondiente a la evaluación de las 48 h post-vacunación, los más pequeños de la ya familia Finlay. La sala de espera estuvo llena de risas y colores. #CubaPorLaVida #CubaViva #Soberana02", tuiteó el Finlay.

Este lunes recibieron las primeras dosis de Soberana 02 unos 25 niños de 3 a 11 años voluntarios de la Fase 1 de Soberana-Pediatría, que junto a los 25 ya vacunados de 12-18 años completan la muestra de 50 para esta etapa.



El 10 de junio pasado la autoridad regulatoria Centro para el Control Estatal de Medicamentos, Equipos y Dispositivos Médicos autorizó el ensayo clínico en edades pediátricas debido al elevado número de casos de COVID-19 en todo el país, en el esquema de tres dosis, dos de Soberana 02 y una de Soberana Plus, con un intervalo de 28 días.

Soberana-Pediatría involucra a 350 niños y adolescentes, 50 en la Fase I y 300 en la Fase II, etapas que se desarrollarán de manera escalonada y solapada, cumpliendo con el estricto protocolo ético, las buenas prácticas clínicas y con el consentimiento informado de los padres o tutores legales; en el caso de los adolescentes y jóvenes, también con el asentimiento de ellos.

Fuente: ACN. Disponible en <https://cutt.ly/HmFORJ3>

## Alemania recomienda combinar vacuna de AstraZeneca

**2 jul.** Las autoridades de Alemania están recomendando a toda la población que haya recibido la primera dosis de la vacuna de AstraZeneca contra el coronavirus cambiar a un tipo diferente de vacuna para la segunda dosis. Con ello se pretende aumentar la velocidad y efectividad de la inoculación al tiempo que se propaga la variante delta de mayor contagio.

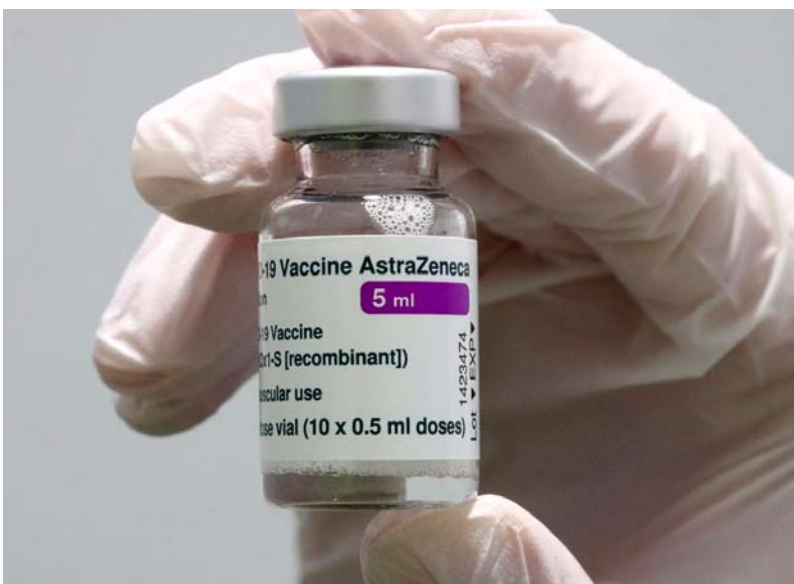
El ministro de Salud, Jens Spahn, consultó con sus colegas de los 16 estados de Alemania el viernes, después de que el comité de vacunación del país emitió en la víspera un borrador de la recomendación. En un comunicado, el comité señaló que “de acuerdo con los resultados actuales de los estudios”, la respuesta inmune de una combinación de AstraZeneca con una vacuna ARN mensajero fue “considerablemente superior” a la de dos dosis de AstraZeneca.

El comité recomendó que la segunda dosis con una vacuna de ARN mensajero —Alemania usa las elaboradas por BioNTech-Pfizer y Moderna— sea administrada cuatro semanas o más después de la primera inyección de AstraZeneca. Ese periodo es mucho menor que el de nueve a 12 semanas que el comité recomienda entre las dos dosis de AstraZeneca.

El comité, conocido por su sigla en alemán STIKO, no indicó en qué estudio se basan sus conclusiones. El centro de control de enfermedades de Alemania subrayó que se trata de un borrador y que más adelante se ofrecerá una recomendación final con más detalle y fuentes. Los científicos han dicho que combinar vacunas es probablemente seguro y efectivo, pero aún están recopilando datos para estar seguros.

Las autoridades alemanas de antemano decidieron en abril que la población de menos de 60 años que haya recibido una primera dosis de la vacuna de AstraZeneca deberá recibir por regla una inyección de una vacuna de ARN mensajero. La decisión fue tomada luego que la vacuna de AstraZeneca fue relacionada con coágulos sanguíneos extremadamente inusuales en personas jóvenes. Alemania recomienda que las personas menores de 60 años consulten a un médico antes de recibirla.

Spahn dijo el viernes que el país cuenta con suficientes dosis de vacunas de ARN mensajero como



para implementar la nueva recomendación rápidamente y que “hace la vacuna de AstraZeneca más atractiva”, desde que está llegando en grandes cantidades y la posibilidad de un tiempo de espera mucho menor para la segunda dosis.

Añadió que el jefe del STIKO dijo a los ministros que la combinación de las vacunas de AstraZeneca y de BioNTech “protege al menos tan bien como una combinación BioNTech-BioNTech, en algunos casos incluso mejor”. Pero afirmó además que dos dosis de la vacuna de AstraZeneca dan buena protección. BioNTech-Pfizer ha sido el pilar de la campaña de vacunación en Alemania, con AstraZeneca en un alejado segundo lugar en cuanto a dosis aplicadas.

Fuente: Santa Maria Times. Disponible en <https://cutt.ly/MmF9ip4>

## La vacuna de Janssen es “fuerte y resistente” ante variante Delta

**2 jul.** La farmacéutica Johnson & Johnson, matriz de la compañía belga Janssen, dijo que su vacuna contra el COVID-19 es efectiva y segura contra la variante Delta.

De acuerdo con el laboratorio, ofrece una respuesta inmune que dura por lo menos ocho meses, aunque no ha indicado datos sobre los porcentajes de eficacia.

“Los estudios refuerzan la capacidad de la vacuna COVID-19 de Johnson & Johnson para ayudar a proteger la salud de las personas en todo el mundo. Creemos que nuestra vacuna ofrece una protección duradera y provoca una actividad neutralizante contra la variante Delta”, afirmó Paul Stoffels, director científico de Johnson & Johnson.

“Los datos correspondientes a los ocho meses estudiados hasta ahora muestran que la vacuna genera una fuerte respuesta de anticuerpos neutralizantes que no disminuye, sino que observamos una mejora con el tiempo. Además, observamos una respuesta inmunitaria celular persistente y particularmente robusta y duradera”.

En un subconjunto de ocho participantes en el estudio de fase 3, la vacuna provocó una actividad de anticuerpos neutralizantes contra la variante Delta a un nivel más alto que el observado para la variante Beta en Sudáfrica, donde se demostró una alta eficacia contra la enfermedad grave y crítica.

Por otra parte, los resultados de un subestudio de fase 1/2a en 20 participantes evidenciaron que las respuestas inmunitarias humorales y celulares duraron al menos ocho meses.

Así, una sola dosis de la vacuna de Janssen generó anticuerpos neutralizantes contra algunas cepas del SARS-CoV-2, que son las que más preocupación han causado, y aumentaron con el tiempo, incluso contra la variante Delta.

Fuente: digitaltrends ES. Disponible en <https://cutt.ly/CmF8CiB>

## Cuba rebasa las 6,5 millones de dosis aplicadas de sus candidatos vacunales contra la Covid-19

**4 jul.** Unas seis millones 572 mil 661 dosis de los candidatos vacunales cubanos contra la Covid-19, han sido aplicadas hasta el 2 de julio, informó este domingo el Ministerio de Salud Pública de Cuba (MINSAP).

De acuerdo con el MINSAP, dos millones 832 mil 316 personas han recibido al menos una dosis de uno de los candidatos vacunales cubanos; de ellas ya



tienen una segunda dosis dos millones 180 mil 352 personas y tercera dosis un millón 559 mil 993.

En cuanto a la intervención sanitaria en grupos y territorios de riesgo, señala la entidad cubana que desde mayo de 2021 participan trabajadores de la salud, de BioCubaFarma, estudiantes de Ciencias Médicas y otros grupos de riesgo; así como la población de territorios seleccionados por etapas.

Agregó que se han administrado en este grupo un total de cinco millones 977 mil 574 dosis.

Detalla el MINSAP que como parte de las investigaciones asociadas a los candidatos vacunales cubanos Soberana 02 y Abdala, fue realizado un estudio de intervención dirigido a sujetos en grupos de riesgo y que podían aportar datos relevantes.

En ese estudio aplicado en las provincias de La Habana, Santiago de Cuba, Granma y Guantánamo, y se administraron 445 mil 723 dosis.

De igual forma desde el pasado mes de marzo se desarrollan ensayos clínicos con los candidatos vacunales cubanos Soberana 02, Abdala y Soberana Plus (para convalecientes), cuyos participantes son sujetos voluntarios seleccionados por los investigadores.

En estos se han administraron un total de 149 mil 364 dosis, excluyendo de esta cifra los placebos administradas durante los Ensayos Clínicos.

Fuente: Cubadebate. Disponible en <https://cutt.ly/JmF58G7>

## CoronaVac safe for children and teenagers, a new study indicates

**Jul 5.** A new study has found that two doses of the CoronaVac vaccine were safe and well-tolerated in children and adolescents aged three to 17 years old.

The research published in *The Lancet* is the first to report on the immunogenicity and safety of a Covid-19 candidate vaccine in children as young as three years.

CoronaVac was on Saturday approved for use in South Africa - with conditions - by the South African Health Products Regulatory (Sahpra).

The regulator, however, only approved the vaccine for adults aged between 18 and 59. The authorisation was based on the safety, quality and efficacy data submitted by Curanto Pharma to Sahpra between 22 March and 22 June, according to a News24 report.

The approval of the Chinese Sinovac vaccine was made with conditions, such as the periodic submission of data by the manufacturer.

Two groups

The researchers performed two-phase clinical trials of CoronaVac on participants aged 18–59 years, and 60 years and older.

The first phase of the trial has 72 participants aged three to 17 years old. They were first given a low dose of the vaccine and then a high dose after a seven day safety interval to ensure they were fit to receive the second jab.

In phase two of the trial, a total of 480 participants were recruited with 120 aged three to five, 180 aged six to 11, and 180 aged 12 to 17 years. The phase two trial was only initiated after all participants in phase one had finished and completed the observation period after their first dose.



## Safe vaccine for children

The study's findings show that two doses of the CoronaVac were safe and general good reactions in children and teenagers aged 3–17 years old. More than 96% of children and adolescents who received two doses of the vaccine developed antibodies against SARS-CoV-2, which causes Covid-19.

The number of adverse were low and mild in the participants. The most reported side effect was injection-site pain.

The researchers state that age plays an important role in antibody response to vaccines. They observed a decreasing response to vaccination with increasing age, which has been seen in other vaccines, such as hepatitis B vaccine, seasonal influenza, pneumococcal disease, tetanus, pertussis, and diphtheria.

However, one of the study authors, Prof Bin Cao, says that it is vital to determining vaccines' safety in younger age groups.

“While vaccinating children is essential to reach herd immunity and limit the severity of Covid-19, safety should be the paramount factor to be considered before Covid-19 vaccines can be rolled out in younger children,” he says in a press statement.

Fuente: News24. Disponible en <https://cutt.ly/1mF6m50>

## Sanofi Francia prevé vacuna contra Covid-19 para diciembre

**5 jul.** El presidente del laboratorio farmacéutico Sanofi Francia, Olivier Bogillot, señaló hoy que en diciembre estará disponible una vacuna gala contra la Covid-19, agente biológico basado en la tecnología de la Proteína Recombinante.

El directivo precisó a la emisora France Inter que el preparado se encuentra en la

fase tres de ensayos clínicos con seres humanos, la cual implica una escalada significativa en la cifra de voluntarios y representa la etapa previa a la producción masiva, siempre en dependencia de los resultados. Según Bogillot, la vacuna francesa no será fabricada con la técnica del ARN Mensajero, utilizada en los productos de Pfizer y Moderna, y en su lugar será con Proteína Recombinante, procedimiento utilizado en inmunizadores contra la gripe.

Este método lo conocemos bien y lo empleamos desde hace años, y era el dominante antes de la reciente llegada del ARN Mensajero, comentó.

Los meses de retraso en la creación de una vacuna francesa para enfrentar la Covid-19 generaron polémica en el país, así como duras acusaciones al gobierno de no invertir lo suficiente en el sector. Bogillot adelantó que el agente inmunizante de Sanofi se sumará a los de Pfizer, Moderna y AstraZeneca y será un preparado biológico de fácil conservación.

La vacunación en Francia contra la enfermedad causada por el coronavirus SARS-CoV-2 acumula 34 millones 701 mil 785 personas con al menos una dosis recibida, el 51,5 por ciento de la población, mientras a 24 millones 851 mil 829 les fueron administradas las dos, equivalente a un 37 por ciento.

Fuente: Prensa Latina. Disponible en <https://cutt.ly/omGq9te>



## Prestigiosa revista de la Sociedad Americana de Química publica artículo sobre candidato vacunal cubano Soberana 02

5 jun. Para ratificar la ciencia que soporta el desarrollo de Soberana 02, fue publicado en la prestigiosa revista de la Sociedad Americana de Química, *ACS Chemical Biology*, un artículo que describe el diseño, la obtención y evaluación preclínica del candidato vacunal cubano.

Así escribió en su perfil de *Facebook* la directora de Investigaciones del Instituto Finlay de Vacunas, Dagmar García Rivera. "Para los que se estresan y exigen las publicaciones arbitradas de los candidatos cubanos, aquí va otra. Los ciclos de publicación son largos. Este artículo fue enviado a publicar el 11 de abril, lo que significa que ha tomado tres meses su arbitraje, revisión, corrección y publicación", añadió.

"Es -destacó- un excelente ejemplo que resume la colaboración de científicos de varias instituciones cubanas y extranjeras, que hemos sido un equipazo en este año de intenso trabajo para hacer valer la ciencia que hacemos en Cuba. A todos, un enorme agradecimiento por su contribución a Soberana".

Artículo publicado en la revista *ACS Chemical Biology*. El mismo describe el diseño, obtención y evaluación preclínica de #Soberana02. Este artículo se suma al *review* publicado anteriormente en *ACS Central Science*, otra revista de la Sociedad Americana de Química, que resumía el soporte teórico detrás de las Soberanas.

De acuerdo a García Rivera, esta es una evidencia de que "cuando la ciencia es buena, las buenas revistas la publican. A pesar de todas las dificultades, nunca cejaremos en el empeño de publicar nuestros resultados científicos al nivel que merecen. Vendrán otros, pero de momento, este nos enorgullece de ser científicos de este país y de hacer buena ciencia para nuestra gente".

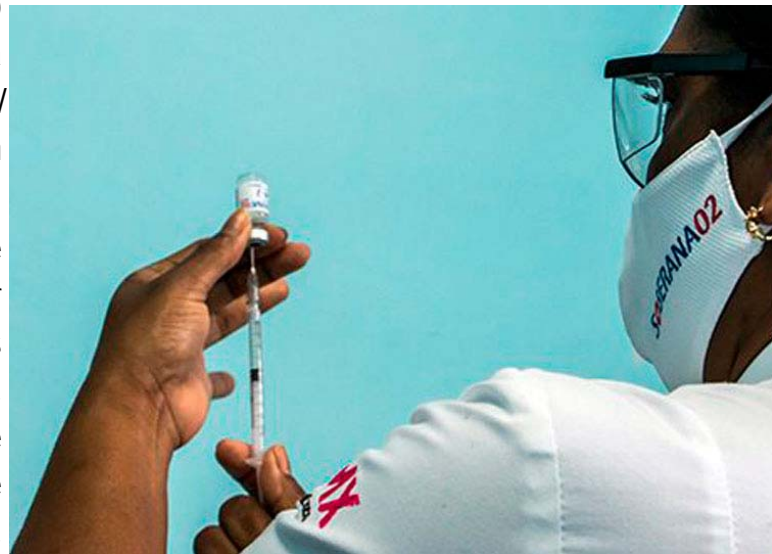
Fuente: guerrillero. Disponible en <https://cutt.ly/9mGrGPx>

## Epsilon: esto es lo que sabemos sobre la variante del coronavirus y cómo evade las vacunas

6 jul. La variante detectada en marzo pasado disminuye los anticuerpos inducidos por las vacunas COVID, según un estudio.

La propagación mundial del virus SARS-CoV-2, causante de la enfermedad el COVID-19, ha provocado el surgimiento de una gran cantidad de linajes virales. Si bien el mundo se encontraba enfocado en la variante Delta, ahora es Epsilon la que llama la atención por su posible resistencia a las vacunas existentes.

La variante Epsilon, o B.1.427/B.1.429, fue detectada por primera vez en California, Estados Unidos, el 5 de marzo, de acuerdo con la Organización Mundial de la Salud (OMS). Hasta ahora se ha registrado su presencia en 34 países fuera de su lugar de origen.



La OMS ha clasificado a este linaje viral como "de interés" y no "de preocupación", como en el caso de las variantes Alpha (B.1.1.7) del Reino Unido, Beta (B.1.351) de Sudáfrica, Gamma (P.1) de Brasil, y Delta de India.

Esta variante tiene 20 por ciento más de transmisibilidad, un porcentaje bajo en comparación de las variantes calificadas como de preocupación, de acuerdo con los Centros para el Control y Prevención de Enfermedades (CDC por sus siglas en inglés).

No obstante, un estudio publicado recientemente en la revista Science y llevado a cabo por investigadores de la University of Washington School of Medicine, Estados Unidos, descubrió que Epsilon disminuye los anticuerpos inducidos por las vacunas COVID.

Epsilon y su resistencia a las vacunas

Tres mutaciones de la variante Epsilon reducen de dos a 3.5 veces la potencia neutralizadora de los anticuerpos inducidos por las vacunas ARN mensajero, así como de los adquiridos por infecciones previas del virus SARS-CoV-2, de acuerdo con la investigación.

Para evaluar el impacto de las tres mutaciones presentes en la variante, los científicos utilizaron plasma de 15 personas que recibieron dos dosis de la vacuna Moderna y de 15 más vacunadas con dos dosis de Pfizer.

Fuente: EL FINANCIERO. Disponible en <https://cutt.ly/imHvERy>

## La protección de la vacuna contra el coronavirus de Pfizer se ve afectada por la propagación de la variante delta, dice Israel

**7 jul.** El gobierno de Israel dice que su análisis ha demostrado que la vacuna contra el coronavirus de Pfizer-BioNTech parece ser menos efectiva contra las infecciones causadas por la variante delta en comparación con otras cepas de COVID-19.

En un breve comunicado emitido el lunes, el gobierno dijo que, hasta el 6 de junio, la vacuna brindaba un 64% de protección contra la infección. En mayo, cuando la variante alfa dominaba en Israel y la cepa delta aún no se había extendido ampliamente, descubrió que la vacuna tenía una efectividad del 95,3% contra todas las infecciones.

El gobierno agregó que la vacuna ahora tenía un 93% de efectividad en la prevención de enfermedades graves y hospitalizaciones, en comparación con el 97% informado en la revista médica *The Lancet* en mayo.

La declaración cita cifras de primera línea, pero no dio a conocer datos subyacentes u otros detalles sobre su análisis. Un equipo de la Universidad Hebrea dijo en una declaración separada que era demasiado pronto para saber cuánto afectaba la variante delta a la eficacia de la vacuna.

El Dr. Ashish Jha, decano de la Escuela de Salud Pública de la Universidad de Brown, también fue cauteloso al sacar conclusiones. "Los mejores datos aún sugieren que las vacunas de ARNm ofrecen un alto grado de protección contra infecciones y una excelente protección contra enfermedades graves. Esperemos más datos, pero por ahora ... si estás vacunado, no me preocuparía", tuiteó.

En otra declaración el martes, el Ministerio de Salud de Israel dio a conocer algunos datos sobre la enfermedad causada por COVID-19 y ofreció una explicación ampliada de la protección de la vacuna. A pesar de una aparente disminución en la capacidad de la vacuna para prevenir todas las infecciones

durante la propagación de la variante delta, la declaración subrayó su beneficio continuo en la prevención de casos graves.

Israel ha implementado la vacuna Pfizer para todas las personas mayores de 12 años, y su aplicación temprana y rápida les dio a los científicos una de las primeras instantáneas del mundo real de su eficacia.

El gobierno dijo que la caída en la eficacia probablemente se deba a la propagación de la variante delta en Israel. Esta cepa más infecciosa del virus se identificó por primera vez en la India a principios de este año y también se conoce como B.1,617.2.

Pfizer dijo que no podía comentar sobre datos no publicados, pero un estudio de laboratorio publicado recientemente que realizó con la Rama Médica de la Universidad de Texas encontró que su vacuna era efectiva contra versiones de laboratorio de la variante delta y otras. El estudio encontró que la vacunación completa provoca una respuesta inmune que debería proteger bien a las personas contra la infección con las nuevas variantes.

Israel es uno de los países más vacunados del mundo, con más del 60% de la población completamente inoculada y dos tercios que han recibido al menos una dosis.

La declaración destaca un gran riesgo en el futuro: la aparición de nuevas variantes que podrían evadir parte de la protección proporcionada por las vacunas.

Los funcionarios de salud pública subrayan que las vacunas actuales ofrecen una buena protección contra la variante delta.

Un estudio de Public Health England descubrió este mes que las vacunas Pfizer-BioNTech y Oxford-AstraZeneca eran cada una altamente efectivas, al 96% y 92% respectivamente, contra las hospitalizaciones por la variante delta después de dos dosis.

Por separado, los hallazgos preliminares de un estudio escocés publicado en *The Lancet* el mes pasado encontraron que la vacuna de Pfizer proporcionó un 79% de protección contra todas las infecciones de la variante delta, en comparación con el 92% contra la variante alfa. El mismo estudio, que analizó datos de 5,4 millones de personas en Escocia, encontró que la vacuna Oxford-AstraZeneca ofrecía un 60% de protección contra la infección con la variante delta en comparación con el 73% de la variante alfa.

En experimentos de laboratorio se encontró que la vacuna de Moderna funciona contra nuevas variantes como la delta, dijo la compañía.

Johnson & Johnson dijo que las pruebas de laboratorio de su vacuna de dosis única contra el coronavirus sugieren que brinda protección contra la variante delta.

Sin embargo, esto puede cambiar si el virus muta más. Es por eso que los médicos y las autoridades de salud pública quieren que más personas se vacunen. "Cuanto más permitimos que el virus se propague, más oportunidades tiene el virus de cambiar", advirtió la Organización Mundial de la Salud (OMS) el mes pasado.

Israel levantó la mayoría de sus restricciones de coronavirus a principios de junio. Sin embargo, el gobierno luego restableció un mandato de uso de mascarilla en interiores después de un aumento en los casos causados por la variante delta. También nombró un "gerente especial" para evitar la entrada del coronavirus y sus variantes en Israel y aprobó un plan para construir una instalación permanente para la realización de pruebas en el aeropuerto Ben Gurion.



El país ha informado de un ligero aumento en los casos diarios en las últimas semanas, pero solo un puñado de personas han muerto a causa de la enfermedad en Israel en el último mes.

Mientras tanto, Inglaterra, donde la variante delta se ha convertido en la cepa dominante, sigue adelante con su plan de eliminar la mayoría de las restricciones restantes en solo dos semanas, a pesar de las fuertes advertencias de muchos científicos.

Hablando en una rueda de prensa el lunes, el primer ministro del Reino Unido, Boris Johnson, dijo que la efectividad de la vacuna contra la muerte estaba permitiendo al gobierno el desconfiamento, aunque el número de casos está aumentando rápidamente. Dijo que el gobierno necesitaba equilibrar el riesgo del virus y el impacto de las restricciones en las personas y agregó que el país "debe encontrar una nueva forma de vivir con el virus".

"Quiero enfatizar desde el principio que esta pandemia está lejos de terminar ... estamos viendo que los casos aumentan con bastante rapidez. Podría haber 50.000 casos detectados por día para el 19 [de junio] y nuevamente como predijimos estamos viendo un aumento de las admisiones hospitalarias, y debemos reconocer tristemente que habrá más muertes por COVID-19", agregó Johnson.

La OMS ha advertido contra este enfoque. "Muchos países parecen estar abandonando por completo la idea de que tenemos cierto control sobre este virus", dijo el lunes el Dr. Mike Ryan, director ejecutivo de la OMS para emergencias de salud, durante una sesión de preguntas y respuestas. Advirtió contra cualquier "apuro prematuro" para reabrir en un momento en que los casos están aumentando.

"Parece que estamos muy atrapados en los titulares de que no hay nada que podamos hacer, es inevitable que veamos estas olas y es inevitable que los hospitales se llenen e inevitable que los cementerios se llenen", dijo. "No es inevitable, se puede detener, pero requerirá un esfuerzo más de comunidades que ya están exhaustas".

Fuente: CNN en español. Disponible en <https://cutt.ly/lmHQG9S>

## Pfizer solicitará aprobación de 3ra dosis de su vacuna COVID

**8 jul.** Pfizer solicitará la autorización de los reguladores de Estados Unidos para una tercera dosis de su vacuna contra la COVID-19 ya que, según la farmacéutica, otra inyección en un plazo de 12 meses podría aumentar drásticamente la inmunidad y tal vez daría protección frente a las variantes del coronavirus que son más contagiosas.

Una investigación en varios países muestra que la inyección de Pfizer y otras vacunas contra la COVID-19 ampliamente utilizadas ofrecen una fuerte protección contra la variante delta, la cual es más contagiosa, se está propagando rápidamente por todo el mundo y ahora es responsable de la mayoría de las infecciones nuevas en Estados Unidos.

Dos dosis de la mayoría de las vacunas son determinantes para desarrollar altos niveles de anticuerpos contra todas las versiones del coronavirus, no sólo la variante delta. Pero en una gran parte del mundo todavía no ha recibido siquiera la primera dosis mientras la pandemia continúa.



Pero los anticuerpos disminuyen naturalmente con el tiempo, por lo que también se están realizando estudios para determinar si se pueden necesitar refuerzos y cuándo.

El doctor Mikael Dolsten, de Pfizer, dijo el jueves a *The Associated Press* que los primeros datos del estudio de refuerzo realizado por la compañía indican que los anticuerpos de una persona aumentan de cinco a 10 veces después de una tercera dosis, en comparación con una segunda inyección meses antes.

Pfizer planea solicitar en agosto a la Administración de Alimentos y Medicamentos de Estados Unidos (FDA por sus siglas en inglés) la autorización de emergencia de una tercera dosis, dijo el médico.

¿Por qué es importante esto para la variante delta? Dolsten señaló datos de Gran Bretaña e Israel que muestran que la vacuna de Pfizer “neutraliza muy bien” esta variante. La suposición, dijo, es que cuando los anticuerpos bajan lo suficiente, la variante delta podría causar una infección leve antes de que el sistema inmunológico vuelva a activarse.

La autorización de la FDA sería sólo un primer paso; no significaría automáticamente que a la gente se le ofrezcan refuerzos, advirtió el doctor William Schaffner, experto en vacunas del Centro Médico de la Universidad de Vanderbilt. Las autoridades de salud pública tendrían que decidir si realmente son necesarias, especialmente porque millones de personas no tienen protección.

“Las vacunas fueron diseñadas para mantenernos fuera del hospital”, y siguen haciéndolo a pesar de la variante delta, dijo. Administrar otra dosis sería “un gran esfuerzo mientras aún estamos tratando de lograr que la gente reciba la primera dosis”.

Fuente: Santa Maria Times. Disponible en <https://cutt.ly/imHWZUB>

## Un estudio demuestra que las proteínas espiga desarrolladas en laboratorio son compatibles con el SARS-CoV-2

**7 jul.** Un nuevo estudio de la Universidad de Southampton (Reino Unido) ha descubierto que las propiedades clave de las espigas del virus del SARS-CoV-2, causante de la COVID-19, coinciden con las de varias proteínas espiga desarrolladas en laboratorio para imitar al virus infeccioso, lo que podría contribuir al desarrollo de vacunas y nuevos fármacos.

Según explica el profesor de glicobiología de la Universidad de Southampton, Max Crispin, que ha dirigido el estudio, un componente central, en el diseño de pruebas serológicas y vacunas para proteger contra el COVID-19 es la fabricación de proteínas espiga. Estos picos recombinantes imitan estrechamente a los que sobresalen de la superficie del virus infeccioso y hacen que el sistema inmunitario del organismo entre en acción.

Estas proteínas fabricadas en el laboratorio también se utilizan para las pruebas serológicas (también denominadas pruebas de anticuerpos) y como reactivos de investigación. Por tanto, los resultados del estudio muestran que las espigas víricas fabricadas mediante diferentes métodos en laboratorios de todo el mundo son muy similares y proporcionan la seguridad de que la proteína puede fabricarse de forma sólida con mínimas variaciones entre laboratorios.

Según los investigadores, las proteínas espiga del virus SARS-CoV-2 están recubiertas de azúcares, conocidos como glicanos, que utilizan para camuflarse del sistema inmunitario humano. La abundancia de estos



glicanos tiene el potencial de crear discrepancias significativas entre los estudios que utilizan diferentes picos recombinantes.

En este nuevo estudio, publicado en la revista 'Biochemistry', el equipo de investigación ha estudiado los recubrimientos de glicanos de las proteínas espiga recombinantes desarrolladas en cinco laboratorios de todo el mundo y los ha comparado con los de las púas del virus infeccioso.

"La rapidez con la que la comunidad científica se ha movilizó para hacer frente a la pandemia de COVID-19 ha ejercido una presión considerable sobre los laboratorios de todo el mundo para que validen sus hallazgos con rapidez", detalla Crispin. "En el último año hemos visto cómo se han desarrollado vacunas en todo el mundo a un ritmo sin precedentes y el rápido desarrollo, y la validación, de proteínas recombinantes han sido fundamentales para esa historia de éxito", ha continuado.

En abril de 2020, el profesor Crispin y su equipo de la Universidad de Southampton cartografiaron por primera vez el revestimiento de glicanos de la proteína espiga del SARS-CoV-2. En el presente estudio, amplían su análisis para examinar la espiga recombinante desarrollada en laboratorios del Centro Médico Universitario de Ámsterdam, la Facultad de Medicina de Harvard, la Universidad de Oxford y la empresa suiza ExcellGene. Así, se ha demostrado que todos los lotes de esta proteína imitan las características clave de la glicosilación de los viriones analizados en la Universidad de Tsinghua (China).

### MÉTODOS COMPUTACIONALES

Por otro lado, el estudio también utiliza métodos computacionales para examinar las características de las proteínas que daban forma a algunos de los rasgos de glicosilación que se observaban en todas las muestras. Al respecto, el investigador principal del Instituto de Bioinformática de la Agencia para la Ciencia, la Tecnología y la Investigación de Singapur, Peter Bond, que dirigió el trabajo computacional, ha declarado que "la modelización nos permitió arrojar luz sobre cómo la proteína influye en la estructura de los glicanos y por qué la glicosilación era tan consistente". Este enfoque predictivo, detalla, también podría tener un valor potencial en el desarrollo de terapias contra nuevas variantes u otros virus emergentes.

"La capacidad de producir imitaciones de la proteína espiga del SARS-CoV-2 con alta fidelidad en muchos laboratorios diferentes, todas las cuales recapitulan las firmas de glicanos del virus auténtico, es de gran beneficio para el diseño de vacunas, las pruebas de anticuerpos y el descubrimiento de fármacos", concluye el profesor Crispin.

Fuente: Infosalus. Disponible en <https://cutt.ly/hmHUA1E>

## Delta: las 5 mutaciones que hacen a esta variante del coronavirus más contagiosa y preocupante

**9 jul.** La variante delta del coronavirus fue detectada en India en octubre de 2020 y hasta ahora ha llegado al menos a 96 países.

En algunos de estos países se ha vuelto la variante dominante, como en el caso de Singapur, Reino Unido y Portugal.

Los datos preliminares muestran que es más transmisible que otras variantes, conlleva un mayor riesgo de hospitalización y reinfección, y genera un cuadro de síntomas ligeramente diferentes (más dolor de cabeza y menos tos, por ejemplo).

Se estima que la variante delta es entre 30% y 60% más transmisible que otras variantes del coronavirus.

En Reino Unido, ya se ha vuelto dominante y representa el 90% de los casos nuevos.

Esta variante ha suscitado preocupaciones sobre la posibilidad de evadir la protección de las vacunas, pero no hay confirmación de esta hipótesis.

En otras palabras, los estudios hasta ahora muestran que las vacunas siguen siendo eficaces contra la delta.

En Brasil, la ciudad de São Paulo ya admitió que la delta se está extendiendo en la ciudad, pero no se sabe en qué medida o si llegará a ser dominante.

### **Pero ¿qué hace que esta variante delta sea más preocupante?**

En términos generales, es un conjunto de "mejoras" genéticas que facilitan la propagación e invasión del cuerpo humano.

Pero no debemos ignorar la problemática ambiental involucrada, es decir, cómo el comportamiento de la sociedad sin medidas de control y prevención también influye en la transmisión de estas variantes.

Mutaciones 'ventajosas' para el coronavirus

El Sars-CoV-2, el coronavirus que causa la enfermedad de covid-19, no tiene tanta capacidad para mutar como el virus de la gripe, por ejemplo.

Pero cuando surgen nuevas variantes, necesitan tener características "ventajosas" que las hagan viables en un entorno de tanta competencia y selección para invadir los cuerpos humanos.

En una presentación sobre la variante delta al gobierno sudafricano, el bioinformático Tulio de Oliveira, director del laboratorio Krisp de la Universidad KwaZulu-Natal (Sudáfrica), enumeró las principales características de la variante delta.

Es más transmisible y es más probable que reinfecte a las personas que ya se han enfermado con otras cepas, pero aún no hay pruebas claras de si la delta causa una enfermedad más grave o si escapa a la protección que brindan las vacunas.

Oliveira también enumera tres grupos de mutaciones relevantes de la variante delta:

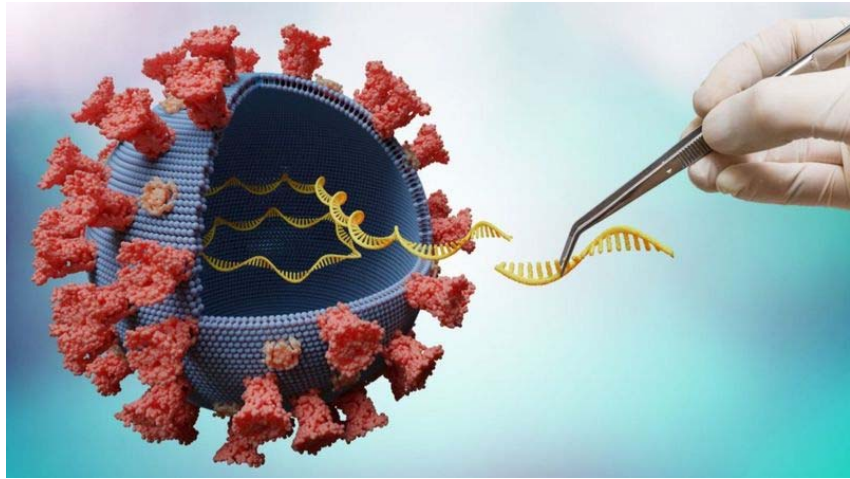
Pero ¿qué representa todo esto? Vayamos a cada uno de ellos.

#### **1. Invasión celular más eficiente**

Una vez dentro, utiliza la estructura celular para multiplicarse.

En el caso de la variante delta, existen dos mutaciones relevantes en la espiga, que se conocen por los códigos L452R y T478K.

Pero, ¿qué significan estos números y letras? La primera letra es el tipo de aminoácido que existía antes del cambio (L, símbolo de lisina), el número corresponde a la ubicación (452º de 1273 aminoácidos) y la última letra es el aminoácido que entró en su lugar (R, símbolo de arginina).





En términos generales, un virus es un ácido nucleico (ADN o ARN) rodeado por conjuntos de aminoácidos (proteínas).

La capa externa sirve para adherirse e invadir la célula humana, por ejemplo, y la capa interna sirve como un manual de instrucciones que se utilizará para producir nuevos virus dentro de la célula invadida.

Durante este proceso de producción de virus, los aminoácidos circundantes pueden sufrir tres tipos de mutación: eliminación (delección), aparición (inserción) o cambio (sustitución).

Estas mutaciones no ocurren por ningún motivo específico y, a menudo, se pierden en el camino.

Pero algunas de ellas se establecen y comienzan a aparecer a partir de la replicación del virus.

Este es el caso de dos mutaciones delta clave: L452R y T478K.

El cambio de L a R en la posición 452 y el cambio de T a K en la posición 478 resultaron ser "ventajosos" para el virus porque ayudaron al invasor a adherirse mejor en la puerta de entrada (la enzima ACE2).

Esto explica por qué esta variante se ha vuelto más transmisible.

Además de una invasión más eficiente, hay una tendencia a que cuantos más virus invadan las células, más virus se replicarán, aumentando la carga viral.

Por lo tanto, habrá más virus que se propagarán al toser o estornudar, por ejemplo.

Un estudio dirigido por investigadores de los Centros para el Control y la Prevención de Enfermedades de China encontró que una persona infectada con la variante delta puede tener hasta 1.000 veces más virus en su cuerpo que alguien infectado con versiones tempranas del coronavirus al comienzo de la pandemia, a finales de 2019.

Esta carga viral más alta también puede estar asociada con una mayor gravedad de la enfermedad, ya que la variante tiende a afectar a más células respiratorias humanas.

## 2. Activación más eficiente y teoría de la creación de coronavirus en el laboratorio

Para invadir la célula humana, no es suficiente que un virus encuentre una puerta de entrada y se adhiera a ella: primero debe activarse.

En el caso de Sars-CoV-2, esta activación ocurre a través de una enzima en el cuerpo humano (llamada furina) que corta la espiga del coronavirus en dos: S1 y S2.

Después de este corte, llamado clivaje, una parte de la espiga (S1) se adhiere a la célula humana y la otra (S2) fusiona su membrana con la membrana de la célula humana, permitiendo la inserción de material genético e iniciando la producción de más virus.

Al cortar la espiga, la enzima hace que se abra y revele secuencias genéticas ocultas que lo ayudan a unirse más estrechamente a las células del tracto respiratorio humano, por ejemplo.

Una mutación cercana a esta ubicación puede alterar aún más este comportamiento.

Este es el caso de la variante delta, que porta una mutación (P681R) en esa región.

"Cuanto más sensible a la furina humana, más eficiente será la espiga del virus. Este proceso de fusión activado por furina está mediado por el área desde el aminoácido en la posición 618 hasta la posición del aminoácido 1273", explica el virólogo José Eduardo Levi, coordinador de investigación y desarrollo de la red

de laboratorios Dasa, e investigador del Instituto de Medicina Tropical de la Universidad de São Paulo (USP).

"Una mutación en esta región, como P681R, hace que esta fusión sea más rápida. Esta mutación aparece tanto en las variantes delta como la alfa, descubierta en el Reino Unido, y en algunos casos en la gamma, descubierta en Brasil", agrega.

Las mutaciones en esta región del coronavirus son tan relevantes que están en el centro de dos puntos centrales de la pandemia.

Primero, se cree que esta afinidad por la furina humana fue crucial para permitir que el virus saliera de otras especies animales y comenzara a infectar a los humanos a fines de 2019.

En segundo lugar, este mecanismo es tan eficiente y atípico entre los tipos de coronavirus que infectan a los humanos que se ha convertido en el principal argumento de quienes afirman sin evidencia que el SARS-CoV-2 se generó o modificó en el laboratorio.

"Todos los coronavirus que infectan a los humanos tienen un dominio determinado, un área específica que reconoce la furina", explica Levi.

"Pero el SARS-CoV-2 está muy humanizado. En otras palabras, es mucho más eficiente de lo que se ha visto en otros coronavirus, que tienen un reconocimiento razonable de la furina".

"Y solo el SARS-CoV-2 tiene esta mutación, esta inserción de cuatro aminoácidos. Ese es el argumento más fuerte de que este coronavirus se creó en el laboratorio".

"Porque hasta ahora, no se ha encontrado ningún coronavirus intermedio que apunte a que fue mejorando poco a poco. Este llegó listo para ser segmentado por la furina humana", agrega el científico.

Según el experto la falta de esta secuencia de cuatro aminoácidos en el coronavirus SARS-CoV puede explicar por qué causó una epidemia de SARS limitada a Asia en 2003, que no llegó a convertirse en una pandemia que se ha extendido por todo el mundo como SARS-CoV-2.

### 3. Escapar parcialmente de anticuerpos y vacunas

Fernando Spilki, profesor de la Universidad Feevale y coordinador de la Red Corona-Ômica, en el Ministerio de Ciencia, Tecnología e Innovación de Brasil, utiliza la analogía de las piezas de Lego para explicar el papel de las mutaciones en los eventuales escapes de las variantes del sistema inmunológico y las vacunas.

Al aprender a defenderse, las células de defensa, como los anticuerpos neutralizantes, utilizan partes de los invasores para saber cómo identificarlos y combatirlos.

Cuando se producen mutaciones en el coronavirus, por ejemplo, es como si las partes de los anticuerpos ya no encajaran bien con las del invasor, lo que facilita el escape.

Por lo tanto, el virus puede al mismo tiempo mutar para acoplarse de manera más eficiente a la puerta de entrada de la célula y escapar parcialmente del encaje con anticuerpos neutralizantes.

Para Spilki, "es como si el virus creara vías para escapar del sistema inmunológico y desarrollara formas más efectivas de transmisión".

Explica que todos estos cambios fueron "previstos" en experimentos de laboratorio, que son capaces de analizar la influencia de cada intercambio, inserción o supresión de estas pequeñas piezas sobre el

comportamiento del coronavirus.

En el caso de la variante delta, las mutaciones vinculadas a ella son la sustitución T19R y la delección 157-158del.

Volviendo a la analogía de las piezas de Lego, la sustitución del aminoácido T (treonina) por el R (arginina) en la posición 19 dificulta que el sistema de defensa del cuerpo identifique al invasor para combatirlo.

Lo mismo ocurre con la "falta" de aminoácidos en las posiciones 157 y 158.

En general, las proteínas tienen dos extremos, uno llamado N-terminal y el otro C-terminal.

En el caso de los coronavirus, la región N-terminal (DTN) se considera más antigénica o inmunogénica.

Es decir, el sistema de defensa humano "percibe" mejor y produce más anticuerpos en su contra.

La espiga (proteína S) es la más antigénica de ellas, por lo que generalmente se producen vacunas dirigidas a esta estructura para enseñar al sistema de defensa del cuerpo a identificarla para combatir el coronavirus en su conjunto.

Aquí es donde entra en juego la mutación como una forma de obstaculizar la lucha contra el coronavirus.

Los cambios (delecciones y sustituciones) en la estructura de la variante delta en un área antigénica (DTN) dificultan la actuación del sistema de defensa del organismo.

"¿Por qué rayos comienza a eliminar partes de su genoma? Tiene que tener una razón poderosa para eso. ¿Cuál? La respuesta inmune humana, ya sea natural por infección o inducida por vacunas", explica Levi.

"En general, la delección es perjudicial, o sea, hace que el virus sea ineficaz y acabe siendo eliminado. Pero en el caso de las variantes del coronavirus, estas delecciones están siendo ventajosas porque eliminan regiones que provocan una respuesta inmune muy fuerte en el huésped y así logran escapar (del sistema de defensa humano)", agrega.

Hasta ahora, hay evidencia de que la variante delta puede escapar de los anticuerpos de personas que ya han sido infectadas con la variante beta (descubierta en Sudáfrica).

Pero aún no hay evidencia de que sea capaz de escapar a la respuesta inmune generada por las vacunas.

Vale la pena recordar que ninguna de estas mutaciones es exclusiva de una u otra variante. Lo que las vuelve preocupantes es su conjunto.

Es decir, que al mismo tiempo tengan nuevas características que las hacen invadir mejor las células, ser más eficiente para activarse y escapar del sistema de defensa.

Según Levi, el contexto de varias variantes que tienen mutaciones aleatorias que son relativamente similares se llama convergencia evolutiva.

Esto se debe, entre otras razones, a que la presión evolutiva de la selección natural contra las formas más diversas de coronavirus en el mundo es prácticamente la misma: las personas están adquiriendo inmunidad, ya sea por la vacuna o porque se infectaron con el virus.

Fuente: BBC News. Disponible en <https://cutt.ly/YmHVGCg>

## Esquema de Soberana 02 + Soberana Plus alcanza 91,2% de eficacia

**8 jul.** La eficacia del candidato vacunal Soberana 02 en su esquema de tres dosis junto a Soberana Plus es del 91,2%, con lo cual supera los requisitos de la Organización Mundial de la Salud (OMS) para que un candidato vacunal contra la COVID-19 se convierta en vacuna, que es del 50%.

Este resultado fue establecido por un Comité Independiente, y aunque el logro científico ya cumple con la condición de vacuna, su uso de emergencia será autorizado en su momento por el Centro para el Control Estatal de Medicamentos, Equipos y Dispositivos Médicos (CECMED).

Este mismo esquema de vacunación se prueba hoy en niños y adolescentes cubanos, mediante el ensayo clínico de Soberana-Pediatría, cuyo objetivo es evaluar la seguridad, la reactogenicidad y la inmunogenicidad de los candidatos vacunales profilácticos anti SARS-CoV-2.

El pasado 21 de junio, se informó que el candidato vacunal Abdala presenta una eficacia del 92,28% en su esquema de tres dosis.

El expediente del candidato vacunal Abdala, con una eficacia del 92,28%, ya fue presentado por su desarrollador (el Centro de Ingeniería Genética y Biotecnología) a la entidad reguladora cubana, el Centro para el Control Estatal de Medicamentos, Equipos y Dispositivos Médicos (CECMED), para obtener el autorizo de uso de emergencia.

		Grupo Vacuna	Grupo Placebo	HR IC 95%	EV IC 95% vs. Control sintético
3 dosis	N	13452	13895		
(Análisis Intermedio1)	Enfermedad sintomática	5 (0.04%)	51 (0.37%)	91.2%* (77.9%; 96.5%)	91.9%** (79.9%; 96.7%)
	Infección	21 (0.16%)	78 (0.56%)	75.7* (60.7%; 85.0%)	--
	ESS	0 (0.00%)	1 (0.01%)	100%* (No estimable)	--
	Fallecidos	0 (0.00%)	3(0.02%)	100%* (No estimable)	--

Fuente: Instituto Finlay de Vacunas

Ambos resultados se obtienen en un escenario de circulación de las nuevas cepas en el país.

### Díaz-Canel: Un resultado que demuestra con qué empeño han trabajado nuestros científicos

La combinación de dos dosis del candidato vacunal Soberana 02 y una del Soberana Plus en el esquema de 0-28-56 días tiene una eficacia de 91,2 por ciento, informó el Doctor en Ciencias Vicente Vérez Bencomo, director del Instituto Finlay de Vacunas (IFV), en la reunión de este jueves del Grupo temporal de trabajo del Gobierno para la prevención y control de la COVID-19.

El Primer Secretario del Partido Comunista de Cuba y Presidente de la República, Miguel Díaz-Canel Bermúdez, felicitó a al IFV y otras instituciones que participaron en la creación de Soberana, "un resultado —dijo— que demuestra con qué empeño han trabajado nuestros científicos".



Vérez Bencomo recordó que el anuncio de la eficacia del esquema Soberana 02 más Soberana Plus ocurre exactamente 415 días después (o a 59 semanas) de que el Presidente de la República se reuniera en el Centro de Neurociencias de Cuba (Cneuro) con un grupo de científicas y científicos y les pidiera obtener una vacuna cubana contra el virus SARS-CoV-2.

Sobre ese encuentro, semanas atrás, en el Centro de Ingeniería Genética y Biotecnología (cuando se anunció a sus trabajadores la eficacia de 92,28 por ciento del candidato vacunal Abdala), el propio Primer Secretario del Partido reveló que hizo aquella solicitud con la convicción de que los científicos cubanos podían obtenerla.

Era necesario —señaló entonces Díaz-Canel— tener vacunas propias para lograr

soberanía en el enfrentamiento a la COVID-19, convencido “de que los países pobres no iban a poder tener en poco tiempo las vacunas disponibles que el mundo rico estaba produciendo para priorizar a los ricos”.

Vérez Bencomo explicó que la eficacia de 91,2 por ciento del esquema Soberana se refiere a su capacidad de prevenir la enfermedad sintomática de la COVID-19 entre los inmunizados.

Recordó que el resultado se validó en la fase 3 del ensayo clínico realizado en ocho municipios de La Habana, precisamente cuando en la capital circulaba masivamente la cepa detectada originalmente en Sudáfrica (la Beta), “considerada como “la bestia” en cuanto a burlar las vacunas contra el SARS-CoV-2”.

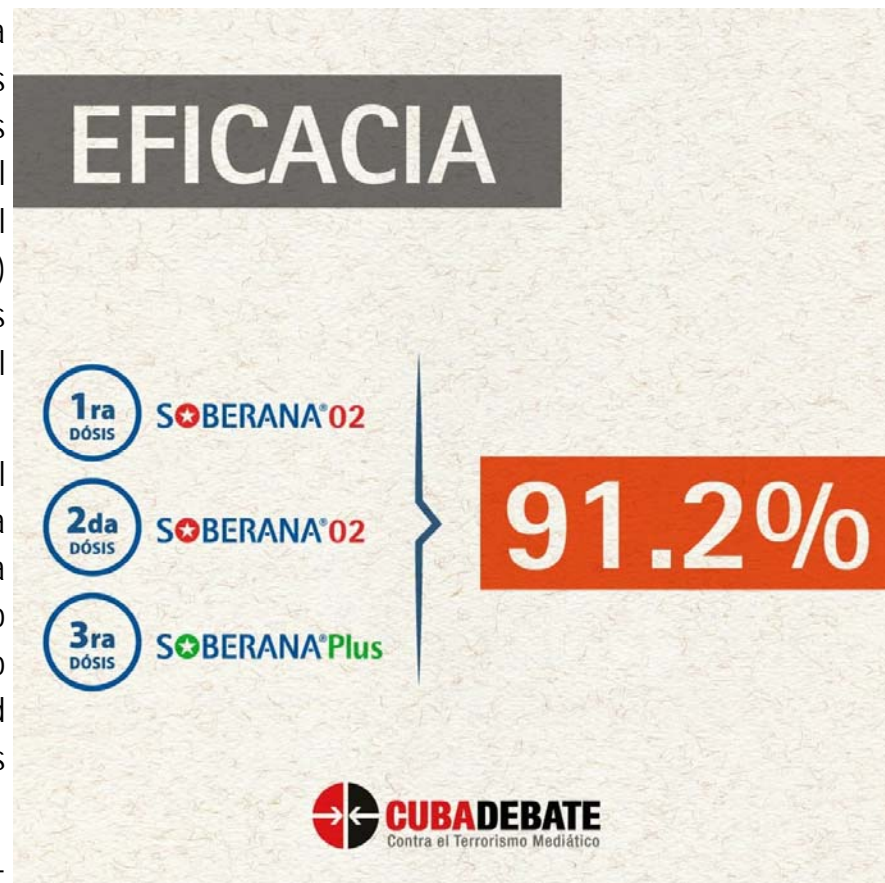
Las características de la cepa Beta, sin embargo, no son las mismas de la detectada en la India (la cepa Delta), la cual, argumentó el líder del IFV, es muy transmisible, pero mucho más susceptible a las vacunas.

En la tarde de este jueves, los trabajadores y trabajadoras del Instituto Finlay de Vacunas se reunieron en instalaciones del centro para celebrar los exitosos resultados que celebra Cuba toda.

Como señaló el doctor Vérez Bencomo en la reunión previa con la dirección del país, los científicos del IFV están a medio del camino; “nos queda mucho por hacer, y no descansaremos hasta que toda la población esté inmunizada con las vacunas cubanas”, se comprometió.

El encuentro del Grupo temporal de trabajo del Gobierno para la prevención y control de la COVID-19 de este jueves fue presidido también por el Primer Ministro, Manuel Marrero Cruz, el vicepresidente de la República, Salvador Valdés Mesa, y Roberto Morales Ojeda, secretario de Organización y Política de Cuadros del Comité Central del Partido Comunista de Cuba.

Fuente: Cubadebate. Disponible en <https://cutt.ly/umHMwuC>



## Aprueba el CECMED el Autorizo de Uso de Emergencia del candidato vacunal cubano ABDALA

**9 jul.** El Centro para el Control Estatal de Medicamentos, Equipos y Dispositivos Médicos (CECMED) decidió en el día de hoy, otorgar el Autorizo de Uso de Emergencia (AUE) a la vacuna cubana ABDALA 50 µg, cuyo titular es el Centro de Ingeniería Genética y Biotecnología CIGB, de conformidad y en observancia a lo dispuesto en las regulaciones y disposiciones vigentes, una vez confirmado que se cumple con los requisitos y parámetros exigidos en cuanto a calidad, seguridad y eficacia para este tipo de trámite.

Después de concluir un riguroso proceso de evaluación del expediente presentado ante el CECMED, para la solicitud del AUE y haber realizado las inspecciones a las plantas involucradas en el proceso productivo, una vez confirmado que se cumple con los requisitos establecidos y a partir de los datos obtenidos en los Ensayos Clínicos Fase I y Fase II concluidos y un Ensayo Clínico Fase III en ejecución, que ha demostrado una eficacia en la prevención de formas sintomáticas de la enfermedad del 92.28 %, así como un adecuado perfil de seguridad, avalado por la cantidad de dosis aplicadas en los ensayos clínicos realizados, el estudio de intervención en poblaciones de riesgos y la intervención sanitaria que se lleva a cabo en nuestro país.

Considerando lo anterior, el CECMED hace efectiva la aprobación mediante la RESOLUCIÓN No. 113 de fecha 9 de julio del año 2021, aprobada por su Directora.

Fuente: CECMED. Disponible en <https://cutt.ly/vmH96IG>

## Avanzan ensayos clínicos de los candidatos vacunales anti-COVID-19 del Instituto Finlay de Vacunas

**9 jul.** Los ensayos clínicos con los candidatos vacunales anti-COVID-19 del Instituto Finlay de Vacunas (IFV) continúan su desarrollo con vistas a proporcionar más alternativas para el enfrentamiento a la enfermedad, señaló hoy Dagmar García Rivera, directora de Investigaciones de esa institución.

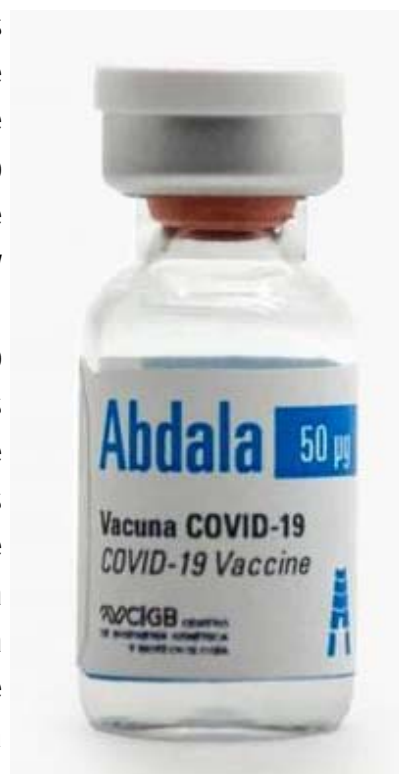
En conferencia de prensa en esta capital, la doctora en Ciencias precisó que el ensayo Soberana Pediatría, con dos dosis de Soberana 02 más una de Soberana Plus, avanza en su fase II, donde se extenderá a dos policlínicos de los municipios Playa y Marianao, de La Habana.

Añadió que el objetivo es demostrar la seguridad e inmunogenicidad de ese esquema heterólogo en los niños y adolescentes, para lo cual ya culminó la inclusión en la fase I para ambos grupos etarios, así como en la fase II para los de 12 a 18 años de edad.

Por tanto, especificó que de la muestra total de 350 sujetos, están incluidos los 50 de la primera etapa y los 150 de la segunda, que corresponden al grupo de los adolescentes.

Dijo que esta semana transcurre el reclutamiento de los más pequeños, quienes se vacunarán entre el martes y el jueves de la semana próxima, y el lunes se comenzará a administrar la segunda dosis de los candidatos vacunales.

Los primeros resultados estimamos que estén disponibles en el venidero mes de agosto, y a partir de ese



momento se decidirá regulatoriamente su curso, acotó.

En cuanto a Soberana Plus expresó que se está empleando para reforzar la inmunidad en individuos previamente vacunados con Soberana 02 y en los expuestos al virus, quienes han desarrollado un determinado nivel de inmunidad.

Culminamos el ensayo clínico fase I en el mes de febrero y su informe final se entregó al Centro para el Control Estatal de Medicamentos, Equipos y Dispositivos Médicos, asimismo, hay una publicación en fase final de arbitraje al respecto, agregó la especialista.

También se refirió a que en la actualidad se conduce un ensayo fase II con 450 sujetos, que se encuentra en evaluación de las muestras, tras lo cual se espera obtener sus resultados este mes.

García Rivera comentó que se determinó la mejor formulación de Soberana 01 en cuanto a inmunogenicidad y están proponiendo un ensayo clínico fase II en la provincia de Cienfuegos, en el cual compararán la respuesta inducida por este candidato respecto al esquema heterólogo de Soberana 02.

Fuente: Agencia Cubana de Noticias. Disponible en <https://cutt.ly/tmH7fYO>



## ¿Por qué no han disminuido los enfermos con COVID-19 a pesar de la intervención sanitaria?

**10 jul.** Al cierre del 7 de julio se acumulaban en el país más de siete millones de dosis administradas con los candidatos vacunales cubanos anti-COVID-19, de ellas, más de seis millones pertenecían a Abdala, vacuna que obtuvo la víspera el autorizo de uso de emergencia por el Centro para el Control Estatal de Medicamentos, Equipos y Dispositivos Médicos, y demostró un 92,28 por ciento de eficacia ante la enfermedad sintomática.

No obstante, los casos positivos al virus continúan ascendiendo, hasta el punto de reportarse al cierre del 8 de julio seis mil 422 contagios y 28 fallecidos, de ahí que muchos se preguntan por qué el aumento de la vacunación no se refleja en una disminución de los infectados con el SARS-CoV-2.

Al respecto, la Agencia Cubana de Noticias conversó con la Doctora en Ciencias Técnicas Miladys Limonta Fernández, coordinadora de proyectos de desarrollo de candidatos vacunales anti-COVID-19 del Centro de Ingeniería Genética y Biotecnología, quien explicó que la eficacia alcanzada por Abdala en su Fase III es para evitar la gravedad, la criticidad o la muerte, pero no está demostrado que impida la infección.

Señaló, además, que con una sola dosis no se está protegido, pues esto solo se logrará cuando transcurran entre 15 y 28 días después de completar el esquema de vacunación de tres dosis, ya que el organismo necesita tiempo para alcanzar los máximos valores de inmunidad y elevar los títulos de anticuerpos.

En la actualidad, se trabaja con el Ministerio de Salud Pública (MINSAP) para determinar cuántas de las personas enfermas han sido vacunadas con las tres dosis.

La también Máster en Procesos Biotecnológicos significó que las mayores cifras de contagio se reportan en territorios donde no se ha culminado la administración de la vacuna, y muchas veces las personas se piensan inmunizadas con una dosis e incumplen los protocolos sanitarios.

Abdala contribuirá a cortar la transmisión del nuevo coronavirus, pero requiere del cumplimiento estricto de las medidas higiénicas y de distanciamiento, así como la reducción de la movilidad de la población, al ser más transmisible la variante Delta presente en la nación.

Por su parte, Eulogio Pimentel Vázquez, vicepresidente del Grupo Empresarial BioCubaFarma, expresó que la eficacia de los candidatos vacunales se obtuvo después de los 14 días de la última dosis, y tras ese tiempo es cuando empieza a evidenciarse un efecto sobre el control de la enfermedad.

Se trata de un proceso paulatino y que, en términos de eficacia, es consecuencia de haber acatado estrictamente el protocolo con las tres dosis, subrayó.

En ese sentido, destacó que este 8 de julio fue cuando se cumplieron los 14 días de aplicada la última dosis en los primeros cuatro municipios de La Habana contemplados en la intervención sanitaria en grupos y territorios de riesgo, mientras, la mayoría de los otros sitios no han completado el esquema de inmunización.

La eficacia y la efectividad de una vacuna en términos matemáticos se calculan igual, pero hay una diferencia sustancial, la efectividad es lo que ocurre en la práctica médica cotidiana, sin que esté asociada a un ensayo clínico, indicó.

Pimentel Vázquez agregó que el MINSAP determina la efectividad mediante estudios protocolizados, y las empresas de BioCubaFarma y los promotores de las vacunas no participan en esos análisis, pero con la información del comportamiento tras la vacunación en el sector biofarmacéutico establecieron algunos indicios del resultado.

Al comparar el promedio de la incidencia actual de la COVID-19 con la del mes de febrero --cuando ninguna de las instituciones del Grupo Empresarial había empezado la inmunización-- se determinó que existen seis veces menos trabajadores infectados, en medio de un contexto de transmisión cuatro veces superior en el país.

Dichas evidencias también en términos graves y críticos revelan un panorama extremadamente alentador, pues solo un caso del sector biofarmacéutico llegó a la gravedad y no ha fallecido ningún inmunizado, puntualizó el especialista.

Comentó que en estos momentos contribuyen con el MINSAP con estos datos, para finalmente obtener la efectividad de las vacunas en el proceso de intervención sanitaria.

El vicepresidente de BioCubaFarma enfatizó en que la efectividad de una vacuna se acercará a la eficacia del ensayo clínico, en la medida en que sean mejores el proceso y el programa de inmunización.

La práctica ha demostrado que la vacuna no basta, hay que continuar cumpliendo los protocolos sanitarios y de esta forma contribuir todos a que nuestros inmunógenos sean más efectivos y eficaces.

Fuente: Agencia Cubana de Noticias. Disponible en <https://cutt.ly/lmJaSee>





VacciMonitor es una revista dedicada a la vacunología y temas afines como Inmunología, Adyuvantes, Infectología, Microbiología, Epidemiología, Validación, Aspectos regulatorios, entre otros. Arbitrada, de acceso abierto y bajo la Licencia Creative Commons está indexada en:



### Síguenos en redes sociales



@vaccimonitor



@finlayediciones



@finlayediciones



## Artículos científicos publicados en Medline

Filters activated: Publication date from 2021/07/01 to 2021/07/10. "Vaccine" (Title/Abstract) 849 records.

### [Design of multi-epitope vaccine candidate against SARS-CoV-2: a in-silico study.](#)

Abraham Peele K, Srihansa T, Krupanidhi S, Ayyagari VS, Venkateswarulu TC. J Biomol Struct Dyn. 2021 Jul;39(10):3793-3801. doi: 10.1080/07391102.2020.1770127. Epub 2020 Jun 1. PMID: 32419646

### [Unilateral axillary Adenopathy in the setting of COVID-19 vaccine.](#)

Mehta N, Sales RM, Babagbemi K, Levy AD, McGrath AL, Drotman M, Dodelzon K. Clin Imaging. 2021 Jul;75:12-15. doi: 10.1016/j.clinimag.2021.01.016. Epub 2021 Jan 19. PMID: 33486146

### [Antenatal vaccination for influenza and pertussis: a call to action.](#)

Gkentzi D, Zorba M, Marangos M, Vervenioti A, Karatza A, Dimitriou G. J Obstet Gynaecol. 2021 Jul;41(5):750-754. doi: 10.1080/01443615.2020.1799340. Epub 2020 Oct 16. PMID: 33063592

### [The association of previous influenza vaccination and coronavirus disease-2019.](#)

Green I, Ashkenazi S, Merzon E, Vinker S, Golan-Cohen A. Hum Vaccin Immunother. 2021 Jul 3;17(7):2169-2175. doi: 10.1080/21645515.2020.1852010. Epub 2020 Dec 30. PMID: 33377817

### [Retraction: Walach et al. The Safety of COVID-19 Vaccinations-We Should Rethink the Policy. Vaccines 2021, 9, 693.](#)

Vaccines Editorial Office. Vaccines (Basel). 2021 Jul 2;9(7):729. doi: 10.3390/vaccines9070729. PMID: 34232371

### [Effectiveness of flu vaccine in the prevention of severe cases. Season 2018-2019.](#)

Gras-Valentí P, Chico-Sánchez P, Algado-Sellés N, Gimeno-Gascón MA, Mora-Muriel JG, Sánchez-Payá J. Gac Sanit. 2021 Jul-Aug;35(4):339-344. doi: 10.1016/j.gaceta.2020.02.008. Epub 2020 Apr 21. PMID: 32331814

### [School-entry requirements for HPV vaccination: part of the patchwork for HPV-related cancer prevention.](#)

Thompson EL, Daley EM, Washburn T, Salisbury-Keith K, Saslow D, Fontenot HB, Zimet GD. Hum Vaccin Immunother. 2021 Jul 3;17(7):1975-1979. doi: 10.1080/21645515.2020.1851130. Epub 2020 Dec 17. PMID: 33327839

### [\[Influenza\].](#)

Kwetkat A, Heppner HJ, Endres AS, Leischker A. Internist (Berl). 2021 Jul 8. doi: 10.1007/s00108-021-01101-1. Online ahead of print. PMID: 34236439

### [Implications of viral transmitted/founder \(T/F\) dynamics on vaccine development.](#)

Mosa AI. Hum Vaccin Immunother. 2021 Jul 3;17(7):2293-2297. doi: 10.1080/21645515.2020.1861878. Epub 2020 Dec 30. PMID: 33377822

### [Exploring vaccine hesitancy among healthcare providers in the United Arab Emirates: a qualitative study.](#)

Elbarazi I, Al-Hamad S, Alfalasi S, Aldhaheri R, Dubé E, Alsuwaidi AR. Hum Vaccin Immunother. 2021 Jul 3;17(7):2018-2025. doi: 10.1080/21645515.2020.1855953. Epub 2020 Dec 28. PMID: 33369524

[Planning for a Gonococcal Vaccine: A Narrative Review of Vaccine Development and Public Health Implications.](#)

Abara WE, Jerse AE, Hariri S, Kirkcaldy RD. Sex Transm Dis. 2021 Jul 1;48(7):453-457. doi: 10.1097/OLQ.0000000000001332. PMID: 33201019

[A novel liposome-polymer hybrid nanoparticles delivering a multi-epitope self-replication DNA vaccine and its preliminary immune evaluation in experimental animals.](#)

Zhao Z, Ma X, Zhang R, Hu F, Zhang T, Liu Y, Han MH, You F, Yang Y, Zheng W. Nanomedicine. 2021 Jul;35:102338. doi: 10.1016/j.nano.2020.102338. Epub 2020 Nov 13. PMID: 33197626

[Vaccine matching and antigenic variability of foot-and-mouth disease virus serotypes O and A from 2018 Ethiopian isolates.](#)

Tesfaye Y, Khan F, Gelaye E. Int Microbiol. 2021 Jul 5. doi: 10.1007/s10123-021-00178-w. Online ahead of print. PMID: 34224048

[Impact and effectiveness of 13-valent pneumococcal conjugate vaccine on population incidence of vaccine and non-vaccine serotype invasive pneumococcal disease in Blantyre, Malawi, 2006-18: prospective observational time-series and case-control studies.](#)

Bar-Zeev N, Swarthout TD, Everett DB, Alaerts M, Msefula J, Brown C, Bilima S, Mallewa J, King C, von Gottberg A, Verani JR, Whitney CG, Mwansambo C, Gordon SB, Cunliffe NA, French N, Heyderman RS; VacSurv Consortium. Lancet Glob Health. 2021 Jul;9(7):e989-e998. doi: 10.1016/S2214-109X(21)00165-0. PMID: 34143997

[Humoral antibody response of 10 horses after vaccination against African horse sickness with an inactivated vaccine containing all 9 serotypes in one injection.](#)

Wernery U, Rodriguez M, Raghavan R, Syriac G, Miriam Thomas M S, Elizabeth SK, Federico Ronchi G, Muhammed R, Patteril NA, Joseph S. Equine Vet J. 2021 Jul;53(4):826-833. doi: 10.1111/evj.13363. Epub 2020 Oct 29. PMID: 33011979

[The vaccine coverage and vaccine immunity status and risk factors of non-protective levels of antibodies against vaccines in children with juvenile idiopathic arthritis: cross-sectional Russian tertiary Centre study.](#)

Kostik MM, Lubimova NA, Fridman IV, Goleva OV, Kharit SM. Pediatr Rheumatol Online J. 2021 Jul 5;19(1):108. doi: 10.1186/s12969-021-00594-2. PMID: 34225748

[Non-vaccine Haemophilus influenzae type a epiglottitis.](#)

Almuzam S, Lin D, Wong G, Isaacs D, Huynh J. J Paediatr Child Health. 2021 Jul;57(7):1133-1135. doi: 10.1111/jpc.15146. Epub 2020 Aug 29. PMID: 32861222

[Avoidance of the Threats of Defective Vaccines: How a Vaccine Scandal Influences Parents' Protective Behavioral Response.](#)

Yan J, Ouyang Z, Vinnikova A, Chen M. Health Commun. 2021 Jul;36(8):962-971. doi: 10.1080/10410236.2020.1724638. Epub 2020 Feb 10. PMID: 32036688

[Provider communication and HPV vaccine uptake: A meta-analysis and systematic review.](#)

Oh NL, Biddell CB, Rhodes BE, Brewer NT. Prev Med. 2021 Jul;148:106554. doi: 10.1016/j.ypmed.2021.106554. Epub 2021 Apr 20. PMID: 33857561

[Active immunisation against GnRH as treatment for unilateral granulosa theca cell tumour in mares.](#)

Behrendt D, Burger D, Gremmes S, Szunyog K, Röthemeier S, Sieme H. Equine Vet J. 2021 Jul;53(4):740-745. doi: 10.1111/evj.13352. Epub 2020 Oct 2. PMID: 32924167

[Editorial commentary: Influenza vaccine as part of a heart disease armamentarium in the new cardio-respiratory virus era.](#)

Behrouzi B, Udell JA. Trends Cardiovasc Med. 2021 Jul;31(5):321-322. doi: 10.1016/j.tcm.2020.07.001. Epub 2020 Jul 15. PMID: 32679302

[BNT162b2 COVID-19 vaccine and correlates of humoral immune responses and dynamics: a prospective, single-centre, longitudinal cohort study in health-care workers.](#)

Lustig Y, Sapir E, Regev-Yochay G, Cohen C, Fluss R, Olmer L, Indenbaum V, Mandelboim M, Doolman R, Amit S, Mendelson E, Ziv A, Huppert A, Rubin C, Freedman L, Kreiss Y. Lancet Respir Med. 2021 Jul 2:S2213-2600(21)00220-4. doi: 10.1016/S2213-2600(21)00220-4. Online ahead of print. PMID: 34224675

[COVID-19 vaccination intention in the first year of the pandemic: A systematic review.](#)

Al-Amer R, Maneze D, Everett B, Montayre J, Villarosa AR, Dwekat E, Salamonson Y. J Clin Nurs. 2021 Jul 6. doi: 10.1111/jocn.15951. Online ahead of print. PMID: 34227179

[Safety and immunogenicity of a recombinant interferon-armed RBD dimer vaccine \(V-01\) for COVID-19 in healthy adults: A randomised, double-blind, placebo-controlled, phase I trial.](#)

Liao Y, Li Y, Pei R, Fang X, Zeng P, Fan R, Ou Z, Deng J, Zhou J, Guan W, Min Y, Deng F, Peng H, Zhang Z, Feng C, Xin B, He J, Hu Z, Zhang J. Emerg Microbes Infect. 2021 Jul 1:1-48. doi: 10.1080/22221751.2021.1951126. Online ahead of print. PMID: 34197281

[A novel vaccine adjuvant based on straight polyacrylate potentiates vaccine-induced humoral and cellular immunity in cynomolgus macaques.](#)

Pavot V, Bisceglia H, Guillaume F, Montano S, Zhang L, Boudet F, Haensler J. Hum Vaccin Immunother. 2021 Jul 3;17(7):2336-2348. doi: 10.1080/21645515.2020.1855956. Epub 2021 Jan 10. PMID: 33427044

[Safety and immunogenicity of human neonatal RV3 rotavirus vaccine \(Bio Farma\) in adults, children, and neonates in Indonesia: Phase I Trial.](#)

At Thobari J, Damayanti W, Haposan JH, Nirwati H, Iskandar K, Samad, Fahmi J, Sari RM, Bachtiar NS, Watts E, Bines JE, Soenarto Y. Vaccine. 2021 Jul 6:S0264-410X(21)00832-X. doi: 10.1016/j.vaccine.2021.06.071. Online ahead of print. PMID: 34244006

[Vaccination of immune compromised children-an overview for physicians.](#)

Pittet LF, Posfay-Barbe KM. Eur J Pediatr. 2021 Jul;180(7):2035-2047. doi: 10.1007/s00431-021-03997-1. Epub 2021 Mar 5. PMID: 33665677

[Safety and immunogenicity of an inactivated SARS-CoV-2 vaccine in healthy adults aged 18 years or older: A randomized, double-blind, placebo-controlled, phase 1/2 trial.](#)

Guo W, Duan K, Zhang Y, Yuan Z, Zhang YB, Wang Z, Zhao D, Zhang H, Xie Z, Li X, Peng C, Zhang W, Yang Y, Chen W, Gao X, You W, Wang XW, Shi Z, Wang Y, Yang XQ, Zhang L, Huang L, Wang Q, Lu J, Yang YL, Guo J, Zhou W, Wan X, Wu C, Wang W, Du J, Nian X, Li XH, Huang S, Shen S, Xia S, Pan A, Yang X. EClinicalMedicine. 2021 Aug;38:101010. doi: 10.1016/j.eclinm.2021.101010. Epub 2021 Jul 7. PMID: 34250456



[Perspectives on vaccine induced thrombotic thrombocytopenia.](#)

Dotan A, Shoenfeld Y. J Autoimmun. 2021 Jul;121:102663. doi: 10.1016/j.jaut.2021.102663. Epub 2021 May 18. PMID: 34020254

[Vaccine-escape and fast-growing mutations in the United Kingdom, the United States, Singapore, Spain, India, and other COVID-19-devastated countries.](#)

Wang R, Chen J, Gao K, Wei GW. Genomics. 2021 Jul;113(4):2158-2170. doi: 10.1016/j.ygeno.2021.05.006. Epub 2021 May 15. PMID: 34004284

[The potential neurological effect of the COVID-19 vaccines: A review.](#)

Lu L, Xiong W, Mu J, Zhang Q, Zhang H, Zou L, Li W, He L, Sander JW, Zhou D. Acta Neurol Scand. 2021 Jul;144(1):3-12. doi: 10.1111/ane.13417. Epub 2021 Mar 29. PMID: 33779985

[Immunogenicity and duration of protection after yellow fever vaccine in people living with human immunodeficiency virus: a systematic review.](#)

Martin C, Domingo C, Bottieau E, Buonfrate D, De Wit S, Van Laethem Y, Dauby N. Clin Microbiol Infect. 2021 Jul;27(7):958-967. doi: 10.1016/j.cmi.2021.03.004. Epub 2021 Apr 1. PMID: 33813107

[Trends in classifying vaccine hesitancy reasons reported in the WHO/UNICEF Joint Reporting Form, 2014-2017: Use and comparability of the Vaccine Hesitancy Matrix.](#)

Kulkarni S, Harvey B, Prybylski D, Jalloh MF. Hum Vaccin Immunother. 2021 Jul 3;17(7):2001-2007. doi: 10.1080/21645515.2020.1859319. Epub 2021 Feb 3. PMID: 33534626

[Efficacy and safety of an inactivated whole-virion SARS-CoV-2 vaccine \(CoronaVac\): interim results of a double-blind, randomised, placebo-controlled, phase 3 trial in Turkey.](#)

Tanriover MD, Doğanay HL, Akova M, Güner HR, Azap A, Akhan S, Köse Ş, Erdinç FŞ, Akalın EH, Tabak ÖF, Pullukçu H, Batum Ö, Şimşek Yavuz S, Turhan Ö, Yıldırım MT, Köksal İ, Taşova Y, Korten V, Yılmaz G, Çelen MK, Altın S, Çelik İ, Bayındır Y, Karaoğlan İ, Yılmaz A, Özkul A, Gür H, Unal S; CoronaVac Study Group. Lancet. 2021 Jul 8:S0140-6736(21)01429-X. doi: 10.1016/S0140-6736(21)01429-X. Online ahead of print. PMID: 34246358

[A Review on Rubella Vaccine: Iran \(1975-2010\).](#)

Shafayi A, Mohammadi A. Arch Razi Inst. 2021 Jul;76(2):167-192. doi: 10.22092/ari.2021.353242.1594. Epub 2021 Jul 1. PMID: 34223717

[\[The corona pandemic and multiple sclerosis: vaccinations and their implications for patients-Part 2: vaccine technologies\].](#)

Monschein T, Zrzavy T, Löbermann M, Winkelmann A, Berger T, Rommer P, Hartung HP, Zettl UK. Nervenarzt. 2021 Jul 7:1-10. doi: 10.1007/s00115-021-01154-5. Online ahead of print. PMID: 34232358

[Is the tuberculosis vaccine BCG an alternative weapon for developing countries to defeat COVID-19?](#)

Gong W, Wu X. Indian J Tuberc. 2021 Jul;68(3):401-404. doi: 10.1016/j.ijtb.2020.10.012. Epub 2020 Nov 4. PMID: 34099209

[Gender and intersectional analysis of livestock vaccine value chains in Kaffrine, Senegal.](#)

McKune S, Serra R, Touré A. PLoS One. 2021 Jul 1;16(7):e0252045. doi: 10.1371/journal.pone.0252045. eCollection 2021. PMID: 34197467

[Vaccine hesitancy in Argentina: Validation of WHO scale for parents.](#)

Gentile A, Pacchiotti AC, Giglio N, Nolte MF, Talamona N, Rogers V, Berenstein A, Castellano VE. Vaccine. 2021 Jul 5:S0264-410X(21)00842-2. doi: 10.1016/j.vaccine.2021.06.080. Online ahead of print. PMID: 34238609

[The immunogenicity and safety of respiratory syncytial virus vaccines in development: A systematic review.](#)

Shan J, Britton PN, King CL, Booy R. Influenza Other Respir Viruses. 2021 Jul;15(4):539-551. doi: 10.1111/irv.12850. Epub 2021 Mar 25. PMID: 33764693

[Attitudes and intentions towards COVID-19 vaccines and associated factors among Egyptian adults.](#)

Omar DI, Hani BM. J Infect Public Health. 2021 Jul 3:S1876-0341(21)00185-4. doi: 10.1016/j.jiph.2021.06.019. Online ahead of print. PMID: 34247946

[Vaccine misinformation on social media - topic-based content and sentiment analysis of Polish vaccine-deniers' comments on Facebook.](#)

Klimiuk K, Czoska A, Biernacka K, Balwicki Ł. Hum Vaccin Immunother. 2021 Jul 3;17(7):2026-2035. doi: 10.1080/21645515.2020.1850072. Epub 2021 Jan 30. PMID: 33517844

[Use of mRNA COVID-19 Vaccine After Reports of Myocarditis Among Vaccine Recipients: Update from the Advisory Committee on Immunization Practices - United States, June 2021.](#)

Gargano JW, Wallace M, Hadler SC, Langley G, Su JR, Oster ME, Broder KR, Gee J, Weintraub E, Shimabukuro T, Scobie HM, Moulia D, Markowitz LE, Wharton M, McNally VV, Romero JR, Talbot HK, Lee GM, Daley MF, Oliver SE. MMWR Morb Mortal Wkly Rep. 2021 Jul 9;70(27):977-982. doi: 10.15585/mmwr.mm7027e2. PMID: 34237049

[Defining Polysaccharide-Specific Antibody Targets against Vibrio cholerae O139 in Humans following O139 Cholera and following Vaccination with a Commercial Bivalent Oral Cholera Vaccine, and Evaluation of Conjugate Vaccines Targeting O139.](#)

Kamruzzaman M, Kelly M, Charles RC, Harris JB, Calderwood SB, Akter A, Biswas R, Kaiser MH, Bhuiyan TR, Ivers LC, Ternier R, Jerome JG, Pfister HB, Lu X, Soliman SE, Ruttens B, Saksena R, Mečárová J, Čížová A, Qadri F, Bystrický S, Kováč P, Xu P, Ryan ET. mSphere. 2021 Jul 7:e0011421. doi: 10.1128/mSphere.00114-21. Online ahead of print. PMID: 34232076

[Allergy to COVID-19 vaccines: A current update.](#)

Cabanillas B, Novak N. Allergol Int. 2021 Jul;70(3):313-318. doi: 10.1016/j.alit.2021.04.003. Epub 2021 Apr 23. PMID: 33962863

[Associations between ACA-related policies and a clinical recommendation with HPV vaccine initiation.](#)

Hawkins SS, Horvath K, Cohen J, Pace LE, Baum CF. Cancer Causes Control. 2021 Jul;32(7):783-790. doi: 10.1007/s10552-021-01430-4. Epub 2021 Apr 17. PMID: 33866458

[The demand for a COVID-19 vaccine in Kenya.](#)

Carpio CE, Sarasty O, Hudson D, Macharia A, Shibia M. Hum Vaccin Immunother. 2021 Jul 9:1-9. doi: 10.1080/21645515.2021.1938494. Online ahead of print. PMID: 34242114

[Immunogenicity and safety of a nine-valent human papillomavirus vaccine in Vietnamese males and females \(9 to 26 years of age\): an open-label, phase 3 trial.](#)

Thiem VD, Quang ND, Tuan NH, Cheon K, Gallagher N, Luxembourg A, Group T, Badshah C. Hum Vaccin Immunother. 2021 Jul 3;17(7):1980-1985. doi: 10.1080/21645515.2020.1865739. Epub 2021 Apr 12. PMID: 33844623

[Public Willingness and Hesitancy to Take the COVID-19 Vaccine in Afghanistan.](#)

Nemat A, Bahez A, Salih M, Raufi N, Noor NAS, Essar MY, Ehsan E, Asady A. Am J Trop Med Hyg. 2021 Jul 8:tpmd210231. doi: 10.4269/ajtmh.21-0231. Online ahead of print. PMID: 34237016

[Serologic Status and Toxic Effects of the SARS-CoV-2 BNT162b2 Vaccine in Patients Undergoing Treatment for Cancer.](#)

Goshen-Lago T, Waldhorn I, Holland R, Szwarcwort-Cohen M, Reiner-Benaim A, Shachor-Meyouhas Y, Hussein K, Fahoum L, Baruch M, Peer A, Reiter Y, Almog R, Halberthal M, Ben-Aharon I. JAMA Oncol. 2021 Jul 8. doi: 10.1001/jamaoncol.2021.2675. Online ahead of print. PMID: 34236381

[Single-dose mRNA vaccine effectiveness against SARS-CoV-2, including Alpha and Gamma variants: a test-negative design in adults 70 years and older in British Columbia, Canada.](#)

Skowronski DM, Setayeshgar S, Zou M, Prystajecy N, Tyson JR, Galanis E, Naus M, Patrick DM, Sbihi H, El Adam S, Henry B, Hoang LMN, Sadarangani M, Jassem AN, Kraiden M. Clin Infect Dis. 2021 Jul 9:ciab616. doi: 10.1093/cid/ciab616. Online ahead of print. PMID: 34244723

[Factors influencing COVID-19 vaccine hesitancy and acceptance among the Pakistani population.](#)

Chaudhary FA, Ahmad B, Khalid MD, Fazal A, Javaid MM, Butt DQ. Hum Vaccin Immunother. 2021 Jul 8:1-6. doi: 10.1080/21645515.2021.1944743. Online ahead of print. PMID: 34236952

[Safety and immunogenicity of a novel oral hexavalent rotavirus vaccine: a phase I clinical trial.](#)

Wu ZW, Li QL, Zhou HS, Duan K, Gao Z, Zhang XJ, Jiang ZJ, Hao ZY, Jin F, Bai X, Li Q, Xu GL, Zhao YL, Yang XM. Hum Vaccin Immunother. 2021 Jul 3;17(7):2311-2318. doi: 10.1080/21645515.2020.1861874. Epub 2021 Feb 5. PMID: 33545015

[Winter Is Coming and COVID-19 Vaccine Is Available! The Role of Gastroenterologist in Increasing COVID-19 Vaccine Acceptability Among IBD Patients.](#)

Papa A, Gasbarrini A, Lopetuso LR. Gastroenterology. 2021 Jul;161(1):368-369. doi: 10.1053/j.gastro.2020.12.066. Epub 2021 Jan 5. PMID: 33417944

[RSV neutralization assays - Use in immune response assessment.](#)

Raghunandan R, Higgins D, Hosken N. Vaccine. 2021 Jul 6:S0264-410X(21)00740-4. doi: 10.1016/j.vaccine.2021.06.016. Online ahead of print. PMID: 34244007

[Vaccine hesitancy: Beliefs and barriers associated with COVID-19 vaccination among Egyptian medical students.](#)

Saied SM, Saied EM, Kabbash IA, Abdo SAE. J Med Virol. 2021 Jul;93(7):4280-4291. doi: 10.1002/jmv.26910. Epub 2021 Mar 25. PMID: 33644891

[Parental attitudes towards mandatory vaccination; a systematic review.](#)

Smith LE, Hodson A, Rubin GJ. *Vaccine*. 2021 Jul 5;39(30):4046-4053. doi: 10.1016/j.vaccine.2021.06.018. Epub 2021 Jun 14. PMID: 34140173

[Coordination and optimization of FDG PET/CT and COVID-19 vaccination; Lessons learned in the early stages of mass vaccination.](#)

McIntosh LJ, Rosen MP, Mittal K, Whalen GF, Bathini VG, Ali T, Edmiston KL, Walsh WV, Gerber JM. *Cancer Treat Rev*. 2021 Jul;98:102220. doi: 10.1016/j.ctrv.2021.102220. Epub 2021 May 11. PMID: 34029956

[How to: prophylactic interventions for prevention of Clostridioides difficile infection.](#)

Reigadas E, van Prehn J, Falcone M, Fitzpatrick F, Vehreschild MJGT, Kuijper EJ, Bouza E; European Society of Clinical Microbiology and Infectious Diseases Study Group on Clostridioides difficile (ESGCD); Study Group for Host and Microbiota interaction (ESGHAMI). *Clin Microbiol Infect*. 2021 Jul 7:S1198-743X(21)00368-2. doi: 10.1016/j.cmi.2021.06.037. Online ahead of print. PMID: 34245901

[A shorter post-exposure prophylaxis regimen for rabies, Pakistan.](#)

Salahuddin N, Ansari N, Gohar MA. *Bull World Health Organ*. 2021 Jul 1;99(7):506-513. doi: 10.2471/BLT.20.275453. Epub 2021 Apr 29. PMID: 34248223

[Immunogenicity and efficacy of one and two doses of Ad26.COV2.S COVID vaccine in adult and aged NHP.](#)

Solforosi L, Kuipers H, Jongeneelen M, Rosendahl Huber SK, van der Lubbe JEM, Dekking L, Czapska-Casey DN, Izquierdo Gil A, Baert MRM, Drijver J, Vaneman J, van Huizen E, Choi Y, Vreugdenhil J, Kroos S, de Wilde AH, Kourkouta E, Custers J, van der Vlugt R, Veldman D, Huizingh J, Kaszas K, Dalebout TJ, Myeni SK, Kikkert M, Snijder EJ, Barouch DH, Böszörményi KP, Stammes MA, Kondova I, Verschoor EJ, Verstrepen BE, Koopman G, Mooij P, Bogers WMJM, van Heerden M, Muchene L, Tolboom JTBM, Roozendaal R, Brandenburg B, Schuitemaker H, Wegmann F, Zahn RC. *J Exp Med*. 2021 Jul 5;218(7):e20202756. doi: 10.1084/jem.20202756. PMID: 33909009

[mRNA-1273 COVID-19 vaccine effectiveness against the B.1.1.7 and B.1.351 variants and severe COVID-19 disease in Qatar.](#)

Chemaitelly H, Yassine HM, Benslimane FM, Al Khatib HA, Tang P, Hasan MR, Malek JA, Coyle P, Ayoub HH, Al Kanaani Z, Al Kuwari E, Jeremijenko A, Kaleeckal AH, Latif AN, Shaik RM, Abdul Rahim HF, Nasrallah GK, Al Kuwari MG, Al Romaihi HE, Al-Thani MH, Al Khal A, Butt AA, Bertollini R, Abu-Raddad LJ. *Nat Med*. 2021 Jul 9. doi: 10.1038/s41591-021-01446-y. Online ahead of print. PMID: 34244681

[Human papillomavirus knowledge and vaccine acceptability among male medical students in Saudi Arabia.](#)

Farsi NJ, Baharoon AH, Jiffri AE, Marzouki HZ, Merdad MA, Merdad LA. *Hum Vaccin Immunother*. 2021 Jul 3;17(7):1968-1974. doi: 10.1080/21645515.2020.1856597. Epub 2021 Jan 31. PMID: 33522406

[Understanding primary care physician perspectives on recommending HPV vaccination and addressing vaccine hesitancy.](#)

Tsui J, Vincent A, Anuforo B, Btoush R, Crabtree BF. *Hum Vaccin Immunother*. 2021 Jul 3;17(7):1961-1967. doi: 10.1080/21645515.2020.1854603. Epub 2021 Jan 13. PMID: 33439768



[Ethical and policy implications of vaccinomics in the United States: community members' perspectives.](#)

Gerber JE, Brewer J, Limaye RJ, Sutherland A, Geller G, Spina CI, Salmon DA. Hum Vaccin Immunother. 2021 Jul 3;17(7):2133-2144. doi: 10.1080/21645515.2020.1859318. Epub 2021 Feb 24. PMID: 33626296

[Timeliness of Early Childhood Vaccinations and Undervaccination Patterns in Montana.](#)

Newcomer SR, Freeman RE, Wehner BK, Anderson SL, Daley MF. Am J Prev Med. 2021 Jul;61(1):e21-e29. doi: 10.1016/j.amepre.2021.01.038. Epub 2021 May 8. PMID: 33975767

[The Uro-oncology Patient and Vaccination Against SARS-CoV-2.](#)

Rodriguez Socarrás M, Gómez Rivas J, Teoh JY, Puente J, Moschini M, Moreno-Sierra J. Eur Urol Open Sci. 2021 Jul;29:77-81. doi: 10.1016/j.euros.2021.05.007. Epub 2021 May 27. PMID: 34075362

[Anti-PF4 testing for vaccine-induced immune thrombocytopenia and thrombosis and heparin induced thrombocytopenia: Results from a UK National External Quality Assessment Scheme exercise April 2021.](#)

Reilly-Stitt C, Kitchen S, Jennings I, Horner K, Jones R, Makris M, Walker ID. J Thromb Haemost. 2021 Jul 5. doi: 10.1111/jth.15423. Online ahead of print. PMID: 34227230

[Rotavirus vaccination in Japan: Efficacy and safety of vaccines, changes in genotype, and surveillance efforts.](#)

Tsugawa T, Akane Y, Honjo S, Kondo K, Kawasaki Y. J Infect Chemother. 2021 Jul;27(7):940-948. doi: 10.1016/j.jiac.2021.04.002. Epub 2021 Apr 15. PMID: 33867267

[Effectiveness of an Inactivated SARS-CoV-2 Vaccine in Chile.](#)

Jara A, Undurraga EA, González C, Paredes F, Fontecilla T, Jara G, Pizarro A, Acevedo J, Leo K, Leon F, Sans C, Leighton P, Suárez P, García-Escorza H, Araos R. N Engl J Med. 2021 Jul 7. doi: 10.1056/NEJMoa2107715. Online ahead of print. PMID: 34233097

[Mechanisms of Immunothrombosis in Vaccine-Induced Thrombotic Thrombocytopenia \(VITT\) Compared to Natural SARS-CoV-2 Infection.](#)

McGonagle D, De Marco G, Bridgewood C. J Autoimmun. 2021 Jul;121:102662. doi: 10.1016/j.jaut.2021.102662. Epub 2021 May 19. PMID: 34051613

[Operation Warp Speed: implications for global vaccine security.](#)

Lancet Commission on COVID-19 Vaccines and Therapeutics Task Force Members. Lancet Glob Health. 2021 Jul;9(7):e1017-e1021. doi: 10.1016/S2214-109X(21)00140-6. Epub 2021 Mar 26. PMID: 33780663

[Achieving optimal vaccine administration in a pediatric cochlear implant program after implementation of a Quality Improvement Project.](#)

St John R, Mitchell RB, Lee K. Int J Pediatr Otorhinolaryngol. 2021 Jul;146:110750. doi: 10.1016/j.ijporl.2021.110750. Epub 2021 Apr 30. PMID: 34004387

[Acceptability of COVID-19 vaccination in Saudi Arabia: A cross-sectional study using a web-based survey.](#)

Alshahrani SM, Dehom S, Almutairi D, Alnasser BS, Alsaif B, Alabdrabalnabi AA, Bin Rahmah A, Alshahrani MS, El-Metwally A, Al-Khateeb BF, Othman F, Mahtab Alam M. Hum Vaccin Immunother. 2021 Jul 8:1-10. doi: 10.1080/21645515.2021.1936869. Online ahead of print. PMID: 34236290

[COVID-19 Vaccine-associated Anaphylaxis and Allergic Reactions: Consensus Statements of the KAAACI Urticaria/Angioedema/Anaphylaxis Working Group.](#)

Kim MA, Lee YW, Kim SR, Kim JH, Min TK, Park HS, Shin M, Ye YM, Lee S, Lee J, Choi JH, Jang GC, Chang YS. Allergy Asthma Immunol Res. 2021 Jul;13(4):526-544. doi: 10.4168/aaair.2021.13.4.526. PMID: 34212542

[Inpatient Immunization With HPV Vaccine: A Qualitative Study With Postpartum Women.](#)

Avni-Singer L, Oliveira CR, Torres A, Shapiro ED, Niccolai LM, Sheth SS. Womens Health Issues. 2021 Jul-Aug;31(4):384-391. doi: 10.1016/j.whi.2021.02.002. Epub 2021 Mar 11. PMID: 33715924

[Clinical and Immunologic Responses to a B-Cell Epitope Vaccine in Patients with HER2/neu-Overexpressing Advanced Gastric Cancer-Results from Phase Ib Trial IMU.ACS.001.](#)

Wiedermann U, Garner-Spitzer E, Chao Y, Maglakelidze M, Bulat I, Dechaphunkul A, Arpornwirat W, Charoentum C, Yen CJ, Yau TC, Tanasanvimon S, Maneechavakajorn J, Sookprasert A, Bai LY, Chou WC, Ungtrakul T, Drinic M, Tobias J, Zielinski CC, Chong L, Ede NJ, Marino MT, Good AJ. Clin Cancer Res. 2021 Jul 1;27(13):3649-3660. doi: 10.1158/1078-0432.CCR-20-3742. Epub 2021 Apr 20. PMID: 33879458

[Novel corona virus \(COVID-19\): Global efforts and effective investigational medicines: A review.](#)

Goyal M, Tewatia N, Vashisht H, Jain R, Kumar S. J Infect Public Health. 2021 Jul;14(7):910-921. doi: 10.1016/j.jiph.2021.04.011. Epub 2021 May 1. PMID: 34119845

[Vaccine package inserts and prescribing habits of obstetricians-gynecologists for maternal vaccination.](#)

Saini J, Ellingson MK, Beigi RH, MacDonald NE, Top KA, Carroll S, Omer SB. Hum Vaccin Immunother. 2021 Jul 8:1-10. doi: 10.1080/21645515.2021.1942714. Online ahead of print. PMID: 34236947

[Is it possible to ensure COVID19 vaccine supply by using plants?](#)

Bhar A. Nucleus (Calcutta). 2021 Jul 2:1-5. doi: 10.1007/s13237-021-00361-4. Online ahead of print. PMID: 34248208

[Burden of vaccine-preventable diseases, trends in vaccine coverage and current challenges in the implementation of the expanded program on immunization: A situation analysis of Cameroon.](#)

Ngwa CH, Doungtsop BK, Bihnwi R, Ngo NV, Yang NM. Hum Vaccin Immunother. 2021 Jul 1:1-10. doi: 10.1080/21645515.2021.1939620. Online ahead of print. PMID: 34197271

[COVID-19 vaccine hesitancy: Race/ethnicity, trust, and fear.](#)

Willis DE, Andersen JA, Bryant-Moore K, Selig JP, Long CR, Felix HC, Curran GM, McElfish PA. Clin Transl Sci. 2021 Jul 2. doi: 10.1111/cts.13077. Online ahead of print. PMID: 34213073

[Hepatitis B vaccine and risk of acute myocardial infarction among individuals with diabetes mellitus.](#)

Wong K, Bruxvoort K, Slezak J, Hsu JY, Reynolds K, Sy LS, Jacobsen SJ. Pharmacoepidemiol Drug Saf. 2021 Jul 10. doi: 10.1002/pds.5327. Online ahead of print. PMID: 34245081

[Lipopeptides for Vaccine Development.](#)

Hamley IW. Bioconj Chem. 2021 Jul 6. doi: 10.1021/acs.bioconjchem.1c00258. Online ahead of print. PMID: 34228433

[Regulatory T cells and vaccine effectiveness in older adults. Challenges and prospects.](#)

Batista-Duarte A, Pera A, Aliño SF, Solana R. *Int Immunopharmacol.* 2021 Jul;96:107761. doi: 10.1016/j.intimp.2021.107761. Epub 2021 Jun 1. PMID: 34162139

[An online survey of the attitude and willingness of Chinese adults to receive COVID-19 vaccination.](#)

Chen M, Li Y, Chen J, Wen Z, Feng F, Zou H, Fu C, Chen L, Shu Y, Sun C. *Hum Vaccin Immunother.* 2021 Jul 3;17(7):2279-2288. doi: 10.1080/21645515.2020.1853449. Epub 2021 Jan 31. PMID: 33522405

[Evaluation of immunogenicity and protection mediated by Lawsonia intracellularis subunit vaccines.](#)

Fourie KR, Choudhary P, Ng SH, Obradovic M, Brownlie R, Anand SK, Wilson HL. *Vet Immunol Immunopathol.* 2021 Jul;237:110256. doi: 10.1016/j.vetimm.2021.110256. Epub 2021 May 7. PMID: 33971523

[Carboxymethylated and acetylated xerogel derivatives of Plectranthus esculentus starch protect Newcastle disease vaccines against cold chain failure.](#)

Guktur RE, Nep EI, Asala O, Olorunfemi PO, Ngwuluka NC, Ocheke NA, Sagay AS. *Vaccine.* 2021 Jul 9:S0264-410X(21)00812-4. doi: 10.1016/j.vaccine.2021.06.062. Online ahead of print. PMID: 34253418

[Development of Effective Tumor Vaccine Strategies Based on Immune Response Cascade Reactions.](#)

Wu H, Fu X, Zhai Y, Gao S, Yang X, Zhai G. *Adv Healthc Mater.* 2021 Jul;10(13):e2100299. doi: 10.1002/adhm.202100299. Epub 2021 May 22. PMID: 34021717

[An update review of globally reported SARS-CoV-2 vaccines in preclinical and clinical stages.](#)

Motamedi H, Ari MM, Dashtbin S, Fathollahi M, Hossainpour H, Alvandi A, Moradi J, Abiri R. *Int Immunopharmacol.* 2021 Jul;96:107763. doi: 10.1016/j.intimp.2021.107763. Epub 2021 May 6. PMID: 34162141

[An update review of globally reported SARS-CoV-2 vaccines in preclinical and clinical stages.](#)

Motamedi H, Ari MM, Dashtbin S, Fathollahi M, Hossainpour H, Alvandi A, Moradi J, Abiri R. *Int Immunopharmacol.* 2021 Jul;96:107763. doi: 10.1016/j.intimp.2021.107763. Epub 2021 May 6. PMID: 34162141

[Clinical and economic impact of universal varicella vaccination in Norway: A modeling study.](#)

Pawaskar M, Burgess C, Pillsbury M, Wisløff T, Flem E. *PLoS One.* 2021 Jul 8;16(7):e0254080. doi: 10.1371/journal.pone.0254080. eCollection 2021. PMID: 34237090

[Safety and immunogenicity of ChAd63-KH vaccine in post-kala-azar dermal leishmaniasis patients in Sudan.](#)

Younis BM, Osman M, Khalil EAG, Santoro F, Furini S, Wiggins R, Keding A, Carraro M, Musa AEA, Abdarahaman MAA, Mandefield L, Bland M, Aebischer T, Gabe R, Layton AM, Lacey CJN, Kaye PM, Musa AM. *Mol Ther.* 2021 Jul 7;29(7):2366-2377. doi: 10.1016/j.ymthe.2021.03.020. Epub 2021 Mar 27. PMID: 33781913

[Chitosan, alginate, hyaluronic acid, gums, and beta-glucan as potent adjuvants and vaccine delivery systems for viral threats including SARS-CoV-2: A review.](#)

Mallakpour S, Azadi E, Hussain CM. *Int J Biol Macromol.* 2021 Jul 1;182:1931-1940. doi: 10.1016/j.ijbiomac.2021.05.155. Epub 2021 May 25. PMID: 34048834

[Helicobacter pylori.](#)

Graham DY. Curr Top Microbiol Immunol. 2021 Jul 6. doi: 10.1007/82\_2021\_235. Online ahead of print. PMID: 34224014

[Suitability of databases in the Asia-Pacific for collaborative monitoring of vaccine safety.](#)

Duszynski KM, Stark JH, Cohet C, Huang WT, Shin JY, Lai EC, Man KKC, Choi NK, Khromava A, Kimura T, Huang K, Watcharathanakij S, Kochhar S, Chen RT, Pratt NL. Pharmacoepidemiol Drug Saf. 2021 Jul;30(7):843-857. doi: 10.1002/pds.5214. Epub 2021 Mar 23. PMID: 33634545

[Association of vaccine awareness and confidence on the influenza vaccination status of Al Ahsa, Saudi Arabia residents.](#)

Al Hassan YT, Fabella EL, Estrella ED, Al Ramadan HA, Al Rajeh AM, Al Saleh FH. Hum Vaccin Immunother. 2021 Jul 3;17(7):2190-2196. doi: 10.1080/21645515.2020.1855954. Epub 2021 Jan 30. PMID: 33517830

[Rotavirus vaccine efficacy up to 2 years of age and against diverse circulating rotavirus strains in Niger: Extended follow-up of a randomized controlled trial.](#)

Isanaka S, Langendorf C, McNeal MM, Meyer N, Plikaytis B, Garba S, Sayinzoga-Makombe N, Soumana I, Guindo O, Makarimi R, Scherrer MF, Adehossi E, Ciglenecki I, Grais RF. PLoS Med. 2021 Jul 2;18(7):e1003655. doi: 10.1371/journal.pmed.1003655. eCollection 2021 Jul. PMID: 34214095

[Plant-based vaccines and cancer therapy: Where are we now and where are we going?](#)

Rahimian N, Miraei HR, Amiri A, Ebrahimi MS, Nahand JS, Tarrahimofrad H, Hamblin MR, Khan H, Mirzaei H. Pharmacol Res. 2021 Jul;169:105655. doi: 10.1016/j.phrs.2021.105655. Epub 2021 May 15. PMID: 34004270

[Methodological Analysis: Randomized Controlled Trials for Pfizer and Moderna COVID-19 Vaccines.](#)

Hallas D, Spratling R, Fletcher J. J Pediatr Health Care. 2021 Jul-Aug;35(4):443-448. doi: 10.1016/j.pedhc.2021.04.001. Epub 2021 May 31. PMID: 34243845

[What factors promote vaccine hesitancy or acceptance during pandemics? A systematic review and thematic analysis.](#)

Truong J, Bakshi S, Wasim A, Ahmad M, Majid U. Health Promot Int. 2021 Jul 9:daab105. doi: 10.1093/heapro/daab105. Online ahead of print. PMID: 34244738

[Vaccine Hesitancy and Differential Susceptibility to Media Coverage: A Critical Documentary Led to Substantial Reductions in Human Papillomavirus Vaccine Uptake in Denmark.](#)

Humlum MK, Skipper N, Thingholm PR. Med Decis Making. 2021 Jul;41(5):550-558. doi: 10.1177/0272989X211003589. Epub 2021 Apr 24. PMID: 33899553

[AIDSVAX protein boost improves breadth and magnitude of vaccine-induced HIV-1 envelope-specific responses after a 7-year rest period.](#)

Huang Y, Seaton KE, Casapia M, Polakowski L, De Rosa SC, Cohen K, Yu C, Elizaga M, Paez C, Miner MD, Kelley CF, Maenza J, Keefer M, Lama JR, Sobieszczyk M, Buchbinder S, Baden LR, Lee C, Gulati V, Sinangil F, Montefiori D, McElrath MJ, Tomaras GD, Robinson HL, Goepfert P; NIAID-funded HIV Vaccine



Trials Network (HVTN) 114 Study Team. Vaccine. 2021 Jul 3;S0264-410X(21)00827-6. doi: 10.1016/j.vaccine.2021.06.066. Online ahead of print. PMID: 34229888

[School-based HPV vaccination positively impacts parents' attitudes toward adolescent vaccination.](#)

Davies C, Stoney T, Hutton H, Parrella A, Kang M, Macartney K, Leask J, McCaffery K, Zimet G, Brotherton JML, Marshall HS, Skinner SR; HPV.edu Study Group. Vaccine. 2021 Jul 5;39(30):4190-4198. doi: 10.1016/j.vaccine.2021.05.051. Epub 2021 Jun 12. PMID: 34127299

[Immunobridging efficacy of a tetravalent dengue vaccine against dengue and against hospitalized dengue from children/adolescents to adults in highly endemic countries.](#)

Huang Y, Moodie Z, Juraska M, Fong Y, Carpp LN, Chambonneau L, Coronel DL, Dayan GH, DiazGranados CA, Gilbert PB. Trans R Soc Trop Med Hyg. 2021 Jul 1;115(7):750-763. doi: 10.1093/trstmh/traa154. PMID: 33369671

[Analgesic and adjuvant properties of exercise with vaccinations in healthy young population.](#)

Lee VY, Bohn-Goldbaum E, Fong J, Barr IG, Booy R, Edwards KM. Hum Vaccin Immunother. 2021 Jul 3;17(7):2058-2064. doi: 10.1080/21645515.2020.1859322. Epub 2021 Jan 26. PMID: 33499711

[Design of a novel multiple epitope-based vaccine: An immunoinformatics approach to combat SARS-CoV-2 strains.](#)

Naveed M, Tehreem S, Arshad S, Bukhari SA, Shabbir MA, Essa R, Ali N, Zaib S, Khan A, Al-Harrasi A, Khan I. J Infect Public Health. 2021 Jul;14(7):938-946. doi: 10.1016/j.jiph.2021.04.010. Epub 2021 May 4. PMID: 34119848

[Quantifying the Importance of COVID-19 Vaccination to Our Future Outlook.](#)

Storlie CB, Pollock BD, Rojas RL, Demuth GO, Johnson PW, Wilson PM, Heinzen EP, Liu H, Carter RE, Habermann EB, Kor DJ, Neville MR, Limper AH, Noe KH, Bydon M, Franco PM, Sampathkumar P, Shah ND, Dunlay SM, Dowdy SC. Mayo Clin Proc. 2021 Jul;96(7):1890-1895. doi: 10.1016/j.mayocp.2021.04.012. Epub 2021 Apr 27. PMID: 34218862

[Interleukin-15 response signature predicts RhCMV/SIV vaccine efficacy.](#)

Barrenäs F, Hansen SG, Law L, Driscoll C, Green RR, Smith E, Chang J, Golez I, Urion T, Peng X, Whitmore L, Newhouse D, Hughes CM, Morrow D, Randall KT, Selseth AN, Ford JC, Gilbride RM, Randall BE, Ainslie E, Oswald K, Shoemaker R, Fast R, Bosche WJ, Axthelm MK, Fukazawa Y, Pavlakis GN, Felber BK, Fourati S, Sekaly RP, Lifson JD, Komorowski J, Kosmider E, Shao D, Song W, Edlefsen PT, Picker LJ, Gale M Jr. PLoS Pathog. 2021 Jul 6;17(7):e1009278. doi: 10.1371/journal.ppat.1009278. Online ahead of print. PMID: 34228762

[Two chemoattenuated PfSPZ malaria vaccines induce sterile hepatic immunity.](#)

Mwakingwe-Omari A, Healy SA, Lane J, Cook DM, Kalhori S, Wyatt C, Kolluri A, Marte-Salcedo O, Imeru A, Nason M, Ding LK, Decederfelt H, Duan J, Neal J, Raiten J, Lee G, Hume JCC, Jeon JE, Ikpeama I, Kc N, Chakravarty S, Murshedkar T, Church LWP, Manoj A, Gunasekera A, Anderson C, Murphy SC, March S, Bhatia SN, James ER, Billingsley PF, Sim BKL, Richie TL, Zaidi I, Hoffman SL, Duffy PE. Nature. 2021 Jul;595(7866):289-294. doi: 10.1038/s41586-021-03684-z. Epub 2021 Jun 30. PMID: 34194041

[The Butantan Institute and the Brazilian AntiCOVID Vaccine.](#)

Guimarães R. Cien Saude Colet. 2021 Jul;26(7):2829-2832. doi: 10.1590/1413-81232021267.07892021. Epub 2021 Apr 3. PMID: 34231695

[Attitudes of school teachers toward influenza and COVID-19 vaccine in Greece during the COVID-19 pandemic.](#)

Gkentzi D, Benetatou E, Karatza A, Kanellopoulou A, Fouzas S, Lagadinou M, Marangos M, Dimitriou G. Hum Vaccin Immunother. 2021 Jul 9:1-7. doi: 10.1080/21645515.2021.1945903. Online ahead of print. PMID: 34242115

[Invited review: A critical appraisal of mastitis vaccines for dairy cows.](#)

Rainard P, Gilbert FB, Germon P, Foucras G. J Dairy Sci. 2021 Jul 1:S0022-0302(21)00713-X. doi: 10.3168/jds.2021-20434. Online ahead of print. PMID: 34218921

[Vaccine manufacturing capacity in low- and middle-income countries.](#)

Khan MI, Ikram A, Hamza HB. Bull World Health Organ. 2021 Jul 1;99(7):479-479A. doi: 10.2471/BLT.20.273375. PMID: 34248217

[Adjuvant effect of saponin in an oil-based monovalent \(serotype O\) foot-and-mouth disease virus vaccine on the antibody response in guinea pigs and cattle.](#)

Bazid AI, El-Alfy HA, El-Didamony G, Elfeil WK, El-Sayed MM, Fawzy M. Arch Virol. 2021 Jul;166(7):1977-1984. doi: 10.1007/s00705-021-05043-9. Epub 2021 Apr 19. PMID: 33871696

[Estimating the Effectiveness of Rotavirus Vaccine Schedules.](#)

Butler AM, Breskin A, Sahrman JM, Brookhart MA. Epidemiology. 2021 Jul 1;32(4):598-606. doi: 10.1097/EDE.0000000000001363. PMID: 33927157

[Review of Chinese young adults' human papillomavirus knowledge, attitudes, and vaccine acceptability.](#)

Ou L, Chen AC, Reifsnider E. Public Health Nurs. 2021 Jul;38(4):701-714. doi: 10.1111/phn.12893. Epub 2021 Mar 14. PMID: 33715199

[Vaccine Hesitancy: Drivers and how the Allergy Community can help.](#)

Turner PJ, Larson H, Dubé É, Fisher A. J Allergy Clin Immunol Pract. 2021 Jul 6:S2213-2198(21)00763-7. doi: 10.1016/j.jaip.2021.06.035. Online ahead of print. PMID: 34242848

[Challenges related to human papillomavirus \(HPV\) vaccine uptake in Minnesota: clinician and stakeholder perspectives.](#)

Yared N, Malone M, Welo E, Mohammed I, Groene E, Flory M, Basta NE, Horvath KJ, Kulasingam S. Cancer Causes Control. 2021 Jul 10. doi: 10.1007/s10552-021-01459-5. Online ahead of print. PMID: 34247291

[Tanzania's human papillomavirus \(HPV\) vaccination program: Community awareness, feasibility, and acceptability of a national HPV vaccination program, 2019.](#)

Li AJ, Manzi F, Kyesi F, Makame Y, Mwengee W, Fleming M, Mkopi A, Mmbaga S, Lyimo D, Loharikar A. Vaccine. 2021 Jul 3:S0264-410X(21)00797-0. doi: 10.1016/j.vaccine.2021.06.047. Online ahead of print. PMID: 34229889

[Short-term outcome of pregnant women vaccinated by BNT162b2 mRNA COVID-19 vaccine.](#)

Bookstein Peretz S, Regev N, Novick L, Nachshol M, Goffer E, Ben-David A, Asraf K, Doolman R, Sapir E, Regev Yochay G, Yinon Y. *Ultrasound Obstet Gynecol.* 2021 Jul 1. doi: 10.1002/uog.23729. Online ahead of print. PMID: 34198360

[Sharing Technology and Vaccine Doses to Address Global Vaccine Inequity and End the COVID-19 Pandemic.](#)

Kavanagh MM, Gostin LO, Sunder M. *JAMA.* 2021 Jul 1. doi: 10.1001/jama.2021.10823. Online ahead of print. PMID: 34196659

[Vaccine Effectiveness Against Influenza-Associated Hospitalizations Among Adults, 2018-2019, US Hospitalized Adult Influenza Vaccine Effectiveness Network.](#)

Ferdinands JM, Gaglani M, Ghamande S, Martin ET, Middleton D, Monto AS, Silveira F, Talbot HK, Zimmerman R, Smith ER, Patel M; US Hospitalized Adult Influenza Vaccine Effectiveness Network (HAIVEN) Study Investigators. *J Infect Dis.* 2021 Jul 2;224(1):151-163. doi: 10.1093/infdis/jiaa772. PMID: 33336702

[Theoretical Framework for Retrospective Studies of the Effectiveness of SARS-CoV-2 Vaccines.](#)

Lewnard JA, Patel MM, Jewell NP, Verani JR, Kobayashi M, Tenforde MW, Dean NE, Cowling BJ, Lopman BA. *Epidemiology.* 2021 Jul 1;32(4):508-517. doi: 10.1097/EDE.0000000000001366. PMID: 34001753

[Persistence of Maternal Anti-Rotavirus Immunoglobulin G in the Post-Rotavirus Vaccine Era.](#)

Payne DC, McNeal M, Staat MA, Piasecki AM, Cline A, DeFranco E, Goveia MG, Parashar UD, Burke RM, Morrow AL. *J Infect Dis.* 2021 Jul 2;224(1):133-136. doi: 10.1093/infdis/jiaa715. PMID: 33211872

["From my phone, I could rule the world": Critical engagement with maternal vaccine information, vaccine confidence builders and post-Zika outbreak rumours in Brazil.](#)

Simas C, Paterson P, Lees S, J Larson H. *Vaccine.* 2021 Jul 3:S0264-410X(21)00775-1. doi: 10.1016/j.vaccine.2021.06.039. Online ahead of print. PMID: 34229891

[Tracking the pipeline: immunoinformatics and the COVID-19 vaccine design.](#)

Rezaei S, Sefidbakht Y, Uskoković V. *Brief Bioinform.* 2021 Jul 2:bbab241. doi: 10.1093/bib/bbab241. Online ahead of print. PMID: 34219142

[Rational design of multimeric based subunit vaccine against Mycoplasma pneumonia: Subtractive proteomics with immunoinformatics framework.](#)

Mahmood M, Javaid A, Shahid F, Ashfaq UA. *Infect Genet Evol.* 2021 Jul;91:104795. doi: 10.1016/j.meegid.2021.104795. Epub 2021 Mar 2. PMID: 33667723

[Solid organ procurement and transplantation from deceased donors with vaccine-induced thrombosis and thrombocytopenia.](#)

Loupy A, Goutaudier V, Jacquelinet C, Kerbaul F. *Am J Transplant.* 2021 Jul 7. doi: 10.1111/ajt.16751. Online ahead of print. PMID: 34233058

[An observational cohort study on the incidence of SARS-CoV-2 infection and B.1.1.7 variant infection in healthcare workers by antibody and vaccination status.](#)

Lumley SF, Rodger G, Constantinides B, Sanderson N, Chau KK, Street TL, O'Donnell D, Howarth A, Hatch SB, Marsden BD, Cox S, James T, Warren F, Peck LJ, Ritter TG, de Toledo Z, Warren L, Axten D, Cornall RJ, Jones EY, Stuart DI, Screamon G, Ebner D, Hoosdally S, Chand M, Crook DW, O'Donnell AM, Conlon CP, Pouwels KB, Walker AS, Peto TEA, Hopkins S, Walker TM, Stoesser NE, Matthews PC, Jeffery K, Eyre DW. Clin Infect Dis. 2021 Jul 3:ciab608. doi: 10.1093/cid/ciab608. Online ahead of print. PMID: 34216472

[Systematic Review of Early Immune Response to SARS-CoV-2 Vaccination Among Patients with Chronic Kidney Disease.](#)

Carr EJ, Kronbichler A, Graham-Brown M, Abra G, Argyropoulos C, Harper L, Lerma EV, Suri RS, Topf J, Willicombe M, Hiremath S. Kidney Int Rep. 2021 Jul 6. doi: 10.1016/j.ekir.2021.06.027. Online ahead of print. PMID: 34250319

[The Importance of a Timely Second Dose of the 2021 COVID-19 mRNA Vaccine Depends on the Protection Afforded by a First Dose and Subsequent Risk of Anaphylaxis.](#)

Shaker M, Phillips E, Blumenthal KG, Abrams EM, Banerji A, Oppenheimer J, Vander Leek TK, Mack DP, Wickner PG, Singer AG, Khan DA, Greenhawt M. J Allergy Clin Immunol Pract. 2021 Jul;9(7):2556-2561. doi: 10.1016/j.jaip.2021.04.015. Epub 2021 Apr 20. PMID: 33892171

[Determinants of vaccine uptake in HIV-affected families from West Bengal.](#)

Arya BK, Khan T, Das RS, Guha R, Das Bhattacharya S. Hum Vaccin Immunother. 2021 Jul 3;17(7):2036-2042. doi: 10.1080/21645515.2020.1851535. Epub 2021 Feb 5. PMID: 33545012

[A novel combined vaccine against classical swine fever and porcine epidemic diarrhea viruses elicits a significant Th2-favored humoral response in mice.](#)

Ding Y, Luo L, Luo Y, Zhao D, Mi S, Yu X, Zheng J, Tu C, Yu X. Vaccine. 2021 Jul 7:S0264-410X(21)00846-X. doi: 10.1016/j.vaccine.2021.06.084. Online ahead of print. PMID: 34246494

[Incidence of Pharyngitis, Sinusitis, Acute Otitis Media, and Outpatient Antibiotic Prescribing Preventable by Vaccination Against Group A Streptococcus in the United States.](#)

Lewnard JA, King LM, Fleming-Dutra KE, Link-Gelles R, Van Beneden CA. Clin Infect Dis. 2021 Jul 1;73(1):e47-e58. doi: 10.1093/cid/ciaa529. PMID: 32374829

[Nasopharyngeal carriage of Streptococcus pneumoniae among healthy children in Kassena-Nankana districts of Northern Ghana.](#)

Narwotey DK, Owusu-Ofori A, Slotved HC, Donkor ES, Ansah PO, Welaga P, Agongo G, Oduro AR. BMC Infect Dis. 2021 Jul 8;21(1):661. doi: 10.1186/s12879-021-06302-5. PMID: 34233627

[Virosome-based nanovaccines; a promising bioinspiration and biomimetic approach for preventing viral diseases: A review.](#)

Asadi K, Gholami A. Int J Biol Macromol. 2021 Jul 1;182:648-658. doi: 10.1016/j.ijbiomac.2021.04.005. Epub 2021 Apr 16. PMID: 33862071

[Factors associated with the intention of Syrian adult population to accept COVID19 vaccination: a cross-sectional study.](#)

Mohamad O, Zamlout A, AlKhoury N, Mazloum AA, Alsalkini M, Shaaban R. BMC Public Health. 2021 Jul 4;21(1):1310. doi: 10.1186/s12889-021-11361-z. PMID: 34218807

[Higher-Valency Pneumococcal Conjugate Vaccines: An Exploratory Cost-Effectiveness Analysis in U.S. Seniors.](#)

Smith KJ, Wateska AR, Nowalk MP, Lin CJ, Harrison LH, Schaffner W, Zimmerman RK. Am J Prev Med. 2021 Jul;61(1):28-36. doi: 10.1016/j.amepre.2021.01.023. Epub 2021 Apr 29. PMID: 34148625

[COVID-19 vaccines: concerns beyond protective efficacy and safety.](#)

Lai CC, Chen IT, Chao CM, Lee PI, Ko WC, Hsueh PR. Expert Rev Vaccines. 2021 Jul 5:1-13. doi: 10.1080/14760584.2021.1949293. Online ahead of print. PMID: 34180347

["If a rabbi did say 'you have to vaccinate,' we wouldn't": Unveiling the secular logics of religious exemption and opposition to vaccination.](#)

Kasstan B. Soc Sci Med. 2021 Jul;280:114052. doi: 10.1016/j.socscimed.2021.114052. Epub 2021 May 21. PMID: 34051560

[Vaccine passports and health disparities: a perilous journey.](#)

Jecker NS. J Med Ethics. 2021 Jul 9:medethics-2021-107491. doi: 10.1136/medethics-2021-107491. Online ahead of print. PMID: 34244344

[Intranasal and intrapulmonary vaccination with an M protein-deficient respiratory syncytial virus \(RSV\) vaccine improves clinical signs and reduces viral replication in infant baboons after an RSV challenge infection.](#)

Ivanov V, Oomens AGP, Papin JF, Staats R, Reuter DN, Yu Z, Piedra PA, Welliver RC Sr. Vaccine. 2021 Jul 5;39(30):4063-4071. doi: 10.1016/j.vaccine.2021.06.013. Epub 2021 Jun 14. PMID: 34140172

[Estimating the number of averted illnesses and deaths as a result of vaccination against an influenza pandemic in nine low- and middle-income countries.](#)

Lutz CS, Biggerstaff M, Rolfes MA, Lafond KE, Azziz-Baumgartner E, Porter RM, Reed C, Bresee JS. Vaccine. 2021 Jul 5;39(30):4219-4230. doi: 10.1016/j.vaccine.2021.05.006. Epub 2021 Jun 10. PMID: 34119348

[BNT162b2 vaccine breakthrough: clinical characteristics of 152 fully-vaccinated hospitalized COVID-19 patients in Israel.](#)

Brosh-Nissimov T, Orenbuch-Harroch E, Chowers M, Elbaz M, Neshet L, Stein M, Maor Y, Cohen R, Hussein K, Weinberger M, Zimhony O, Chazan B, Najjar R, Zayyad H, Rahav G, Wiener-Well Y. Clin Microbiol Infect. 2021 Jul 7:S1198-743X(21)00367-0. doi: 10.1016/j.cmi.2021.06.036. Online ahead of print. PMID: 34245907

[Rotavirus vaccines performance: dynamic interdependence of host, pathogen and environment.](#)

Saha D, Ota MOC, Pereira P, Buchy P, Badur S. Expert Rev Vaccines. 2021 Jul 5. doi: 10.1080/14760584.2021.1951247. Online ahead of print. PMID: 34224290

[Safety and immunogenicity of two formulations of rotavirus vaccine in Vietnamese infants.](#)

Thiem VD, Anh DD, Ha VH, Hien ND, Huong NT, Nga NT, Thang TC, McNeal MM, Meyer N, Pham HL, Huong NM, Gompana G, Cassels F, Tang Y, Flores J, Rathi N. Vaccine. 2021 Jul 1:S0264-410X(21)00806-9. doi: 10.1016/j.vaccine.2021.06.056. Online ahead of print. PMID: 34218961



[Killing 2 Cocci With 1 Vaccine: Unleashing the Full Potential of an Adolescent Meningococcal B Immunization Program.](#)

Ladhani SN, Borrow R, Ramsay ME. Clin Infect Dis. 2021 Jul 1;73(1):e238-e240. doi: 10.1093/cid/ciaa1644. PMID: 33340311

[The willingness to accept the COVID-19 vaccine and affecting factors among healthcare professionals: A cross-sectional study in Turkey.](#)

Kaplan AK, Sahin MK, Parildar H, Adadan Guvenc I. Int J Clin Pract. 2021 Jul;75(7):e14226. doi: 10.1111/ijcp.14226. Epub 2021 Apr 29. PMID: 33864328

[Easing Human Papillomavirus Vaccine Hesitancy: A Communication Experiment With U.S. Parents.](#)

Shah PD, Calo WA, Gilkey MB, Margolis MA, Dailey SA, Todd KG, Brewer NT. Am J Prev Med. 2021 Jul;61(1):88-95. doi: 10.1016/j.amepre.2021.02.009. Epub 2021 May 8. PMID: 33975768

[A Cost-Effectiveness Evaluation of Hospitalizations, Fatalities, and Economic Outcomes Associated with Universal Versus Anaphylaxis Risk-Stratified COVID-19 Vaccination Strategies.](#)

Shaker M, Abrams EM, Greenhawt M. J Allergy Clin Immunol Pract. 2021 Jul;9(7):2658-2668.e3. doi: 10.1016/j.jaip.2021.02.054. Epub 2021 Mar 9. PMID: 33711496

[In silico designing of vaccine candidate against Clostridium difficile.](#)

Basak S, Deb D, Narsaria U, Kar T, Castiglione F, Sanyal I, Bade PD, Srivastava AP. Sci Rep. 2021 Jul 9;11(1):14215. doi: 10.1038/s41598-021-93305-6. PMID: 34244557

[The Need for More Basic Research on SARS-Cov2 Infection and Vaccines on Potential Psychoneurological Effects Using Maternal Immune Activation \(MIA\) Modeling.](#)

Murphy WJ. Brain Behav Immun. 2021 Jul 1:S0889-1591(21)00241-5. doi: 10.1016/j.bbi.2021.06.009. Online ahead of print. PMID: 34217811

[A tale of two diseases: Sarcoidosis, COVID-19 and new therapeutic options with dual RAS inhibition and tetanus-diphtheria vaccine.](#)

Ozbalci D. Med Hypotheses. 2021 Jul;152:110619. doi: 10.1016/j.mehy.2021.110619. Epub 2021 Jun 1. PMID: 34102600

[Broadly Reactive IgG Responses to Heterologous H5 Prime-Boost Influenza Vaccination Are Shaped by Antigenic Relatedness to Priming Strains.](#)

Wang J, Li D, Perry S, Hilchey SP, Wiltse A, Treanor JJ, Sangster MY, Zand MS. mBio. 2021 Jul 6:e0044921. doi: 10.1128/mBio.00449-21. Online ahead of print. PMID: 34225490

[Implementation strategies for the first licensed dengue vaccine: A meeting report.](#)

Fongwen N, Delrieu I, Ham LH, Gubler DJ, Durbin A, Ooi EE, Peeling RW, Flasche S, Hartigan-Go K, Clifford S, Martinez CT, de Lamballerie X, Barnighausen T, Wilder-Smith A. Vaccine. 2021 Jul 9:S0264-410X(21)00845-8. doi: 10.1016/j.vaccine.2021.06.083. Online ahead of print. PMID: 34253416

[Reverse vaccinology approach for the identifications of potential vaccine candidates against Salmonella.](#)

Li J, Qiu J, Huang Z, Liu T, Pan J, Zhang Q, Liu Q. Int J Med Microbiol. 2021 Jul;311(5):151508. doi: 10.1016/j.ijmm.2021.151508. Epub 2021 Apr 22. PMID: 34182206

[Co-administration of toll-like receptor \(TLR\)-3 agonist Poly I:C with different infectious bursal disease \(IBD\) vaccines improves IBD specific immune response in chicken.](#)

Kannaki TR, Priyanka E, Abhilash M, Haunshi S. Vet Res Commun. 2021 Jul 7. doi: 10.1007/s11259-021-09809-z. Online ahead of print. PMID: 34232469

[Safety Profile of the Adjuvanted Recombinant Zoster Vaccine in Immunocompromised Populations: An Overview of Six Trials.](#)

López-Fauqued M, Co-van der Mee M, Bastidas A, Beukelaers P, Dagnew AF, Fernandez Garcia JJ, Schuind A, Tavares-da-Silva F. Drug Saf. 2021 Jul;44(7):811-823. doi: 10.1007/s40264-021-01076-w. Epub 2021 Jun 11. PMID: 34115324

[Adverse effects and antibody titers in response to the BNT162b2 mRNA COVID-19 vaccine in a prospective study of healthcare workers.](#)

Coggins SAA, Laing ED, Olsen CH, Goguet E, Moser M, Jackson-Thompson BM, Samuels EC, Pollett SD, Tribble DR, Davies J, Illinik L, Hollis-Perry M, Maiolatesi SE, Duplessis CA, Ramsey KF, Reyes AE, Alcorta Y, Wong MA, Wang G, Ortega O, Parmelee E, Lindrose AR, Snow AL, Malloy AMW, Letizia AG, Powers JH, Burgess TH, Broder CC, Mitre E. medRxiv. 2021 Jul 2:2021.06.25.21259544. doi: 10.1101/2021.06.25.21259544. Preprint. PMID: 34230937

[Cell-based influenza vaccine: current production, halal status assessment, and recommendations towards Islamic-compliant manufacturing.](#)

Zulkarnain NN, Anuar N, Abd Rahman N, Sheikh Abdullah SR, Alias MN, Yaacob M, Ma Z, Ding G. Hum Vaccin Immunother. 2021 Jul 3;17(7):2158-2168. doi: 10.1080/21645515.2020.1865044. Epub 2021 Feb 4. PMID: 33539195

[Temporal Trends in Undervaccination: A Population-Based Cohort Study.](#)

Daley MF, Reifler LM, Shoup JA, Narwaney KJ, Kharbanda EO, Groom HC, Jackson ML, Jacobsen SJ, McLean HQ, Klein NP, Williams JTB, Weintraub ES, McNeil MM, Glanz JM. Am J Prev Med. 2021 Jul;61(1):64-72. doi: 10.1016/j.amepre.2021.01.037. Epub 2021 Apr 30. PMID: 34148627

[Nucleoside-modified messenger RNA COVID-19 vaccine platform.](#)

Roncati L, Corsi L. J Med Virol. 2021 Jul;93(7):4054-4057. doi: 10.1002/jmv.26924. Epub 2021 Mar 25. PMID: 33675239

[A tale of four studies: HIV vaccine immunogenicity and efficacy in clinical trials.](#)

Zolla-Pazner S, Michael NL, Kim JH. Lancet HIV. 2021 Jul;8(7):e449-e452. doi: 10.1016/S2352-3018(21)00073-4. Epub 2021 May 21. PMID: 34029515

[An immunoinformatics approach to design a multi-epitope vaccine against Mycobacterium tuberculosis exploiting secreted exosome proteins.](#)

Sharma R, Rajput VS, Jamal S, Grover A, Grover S. Sci Rep. 2021 Jul 5;11(1):13836. doi: 10.1038/s41598-021-93266-w. PMID: 34226593

[COVID-19 optimal vaccination policies: A modeling study on efficacy, natural and vaccine-induced immunity responses.](#)

Acuña-Zegar MA, Díaz-Infante S, Baca-Carrasco D, Olmos-Liceaga D. Math Biosci. 2021 Jul;337:108614. doi: 10.1016/j.mbs.2021.108614. Epub 2021 May 4. PMID: 33961878

[The design of multiepitope vaccines from plasmids of diarrheagenic Escherichia coli against diarrhoea infection: Immunoinformatics approach.](#)

Adeleke VT, Adeniyi AA, Adeleke MA, Okpeku M, Lokhat D. Infect Genet Evol. 2021 Jul;91:104803. doi: 10.1016/j.meegid.2021.104803. Epub 2021 Mar 5. PMID: 33684568

[Induction of immunocontraceptive effects in both male and female mice immunized with GnRH vaccine.](#)

Ahn HS, Park BJ, Go HJ, Lyoo EL, Kim DH, Lee JB, Park SY, Song CS, Lee SW, Choi YK, Jung HJ, Kim HM, Choi IS. Vet Med Sci. 2021 Jul 8. doi: 10.1002/vms3.563. Online ahead of print. PMID: 34236748

[Towards integrated production of an influenza A vaccine candidate with MDCK suspension cells.](#)

Bissinger T, Wu Y, Marichal-Gallardo P, Riedel D, Liu X, Genzel Y, Tan WS, Reichl U. Biotechnol Bioeng. 2021 Jul 5. doi: 10.1002/bit.27876. Online ahead of print. PMID: 34219217

[A review of the antiviral activity of Chitosan, including patented applications, and its potential use against COVID-19.](#)

Jaber N, Al-Remawi M, Al-Akayleh F, Al-Muhtaseb N, Al-Adham IS, Collier PJ. J Appl Microbiol. 2021 Jul 4. doi: 10.1111/jam.15202. Online ahead of print. PMID: 34218488

[Interpreting vaccine efficacy trial results for infection and transmission.](#)

Lipsitch M, Kahn R. Vaccine. 2021 Jul 5;39(30):4082-4088. doi: 10.1016/j.vaccine.2021.06.011. Epub 2021 Jun 12. PMID: 34130883

[Feeding olive flounder \(Paralichthys olivaceus\) with Lactococcus lactis BFE920 expressing the fusion antigen of Vibrio OmpK and FlaB provides protection against multiple Vibrio pathogens: A universal vaccine effect.](#)

Lee SH, Beck BR, Hwang SH, Song SK. Fish Shellfish Immunol. 2021 Jul;114:253-262. doi: 10.1016/j.fsi.2021.05.007. Epub 2021 May 9. PMID: 33979691

[The effect of screening for vaccine hesitancy on the subsequent development of hesitancy: a randomized controlled trial, Houston, TX.](#)

Cunningham RM, Guffey D, Minard CG, Opel DJ, Boom JA. Hum Vaccin Immunother. 2021 Jul 3;17(7):1994-2000. doi: 10.1080/21645515.2020.1859320. Epub 2021 Jan 26. PMID: 33499719

[The impact of influenza vaccination on cardiovascular disease.](#)

Pérez-Rubio A, San Román JA, Eiros Bouza JM. Med Clin (Barc). 2021 Jul 9;157(1):22-32. doi: 10.1016/j.medcli.2021.01.017. Epub 2021 Apr 5. PMID: 33832764

[The burden of hand, foot, and mouth disease among children under different vaccination scenarios in China: a dynamic modelling study.](#)

Liu Z, Tian J, Wang Y, Li Y, Liu-Helmerson J, Mishra S, Wagner AL, Lu Y, Wang W. BMC Infect Dis. 2021 Jul 5;21(1):650. doi: 10.1186/s12879-021-06157-w. PMID: 34225650

[Patterns of recommended vaccine receipt among women ages 24-45 years: a cross-sectional analysis.](#)

Ellingson MK, Oliveira CR, Sheth SS, Sullivan EL, Torres A, Shapiro ED, Niccolai LM. BMC Public Health. 2021 Jul 1;21(1):1283. doi: 10.1186/s12889-021-11340-4. PMID: 34193100

[MTBVAC, a live TB vaccine poised to initiate efficacy trials 100 years after BCG.](#)

Martín C, Marinova D, Aguiló N, Gonzalo-Asensio J. Vaccine. 2021 Jul 5:S0264-410X(21)00799-4. doi: 10.1016/j.vaccine.2021.06.049. Online ahead of print. PMID: 34238608

[Ethical considerations regarding COVID-19 vaccination for transplant candidates and recipients.](#)

Parent B, Caplan A, Mehta SA. Clin Transplant. 2021 Jul 9. doi: 10.1111/ctr.14421. Online ahead of print. PMID: 34241923

[India's pragmatic vaccination strategy against COVID-19: a mathematical modelling-based analysis.](#)

Mandal S, Arinaminpathy N, Bhargava B, Panda S. BMJ Open. 2021 Jul 2;11(7):e048874. doi: 10.1136/bmjopen-2021-048874. PMID: 34215611

[Impact of Meningococcal B \(4CMenB\) Vaccine on Pharyngeal Neisseria meningitidis Carriage Density and Persistence in Adolescents.](#)

McMillan M, Walters L, Sullivan T, Leong LEX, Turra M, Lawrence A, Koehler AP, Finn A, Andrews RM, Marshall HS. Clin Infect Dis. 2021 Jul 1;73(1):e99-e106. doi: 10.1093/cid/ciaa610. PMID: 32447370

[Content analysis of digital media coverage of the human papillomavirus vaccine school-entry requirement policy in Puerto Rico.](#)

Colón-López V, Rivera-Figueroa V, Arroyo-Morales GO, Medina-Laabes DT, Soto-Abreu R, Rivera-Encarnación M, Díaz-Miranda OL, Ortiz AP, Wells KB, Vázquez-Otero C, Hull PC. BMC Public Health. 2021 Jul 1;21(1):1286. doi: 10.1186/s12889-021-11311-9. PMID: 34210308

[Immunoproteomic analysis of fish ectoparasite, Argulus siamensis antigens.](#)

Das P, Badhe MR, Sahoo PK, Reddy RRK, Suryawanshi AR, Mohanty J. Parasite Immunol. 2021 Jul;43(7):e12837. doi: 10.1111/pim.12837. Epub 2021 Apr 16. PMID: 33811350

[Enhancing immunogenicity of HPV16 E\(7\) DNA vaccine by conjugating codon-optimized GM-CSF to HPV16 E\(7\) DNA.](#)

Chen YP, Lin CC, Xie YX, Chen CY, Qiu JT. Taiwan J Obstet Gynecol. 2021 Jul;60(4):700-705. doi: 10.1016/j.tjog.2021.05.020. PMID: 34247810

[Kidney Transplant Recipient Attitudes Toward a SARS-CoV-2 Vaccine.](#)

Ou MT, Boyarsky BJ, Zeiser LB, Po-Yu Chiang T, Ruddy J, Van Pilsum Rasmussen SE, Martin J, St Clair Russell J, Durand CM, Avery RK, Werbel WA, Cooper M, Massie AB, Segev DL, Garonzik-Wang JM. Transplant Direct. 2021 Jun 10;7(7):e713. doi: 10.1097/TXD.0000000000001171. eCollection 2021 Jul. PMID: 34131585

[COVID-19 vaccine hesitancy in Zambia: a glimpse at the possible challenges ahead for COVID-19 vaccination rollout in sub-Saharan Africa.](#)

Carcelen AC, Prospero C, Mutembo S, Chongwe G, Mwansa FD, Ndubani P, Simulundu E, Chilumba I, Musukwa G, Thuma P, Kapungu K, Hamahuwa M, Mutale I, Winter A, Moss WJ, Truelove SA. Hum Vaccin Immunother. 2021 Jul 6:1-6. doi: 10.1080/21645515.2021.1948784. Online ahead of print. PMID: 34227914

[Immunoinformatics approach for multi-epitope vaccine design against structural proteins and ORF1a polyprotein of severe acute respiratory syndrome coronavirus-2 \(SARS-CoV-2\).](#)

Adam KM. Trop Dis Travel Med Vaccines. 2021 Jul 8;7(1):22. doi: 10.1186/s40794-021-00147-1. PMID: 34238372

[Optimization of Zika DNA vaccine by delivery systems.](#)

Lee YH, Lim H, Lee JA, Kim SH, Hwang YH, In HJ, Kim MY, Chung GT. Virology. 2021 Jul;559:10-14. doi: 10.1016/j.virol.2021.03.005. Epub 2021 Mar 12. PMID: 33780719

[COVID-19 vaccine hesitancy in patients with systemic autoimmune rheumatic disease: an interview-based survey.](#)

Gaur P, Agrawat H, Shukla A. Rheumatol Int. 2021 Jul 2:1-5. doi: 10.1007/s00296-021-04938-9. Online ahead of print. PMID: 34213580

[Identification of novel vaccine candidates in the whole-cell \*Aeromonas hydrophila\* biofilm vaccine through reverse vaccinology approach.](#)

Kaur B, Naveen Kumar BT, Tyagi A, Admane Holeyappa S, Singh NK. Fish Shellfish Immunol. 2021 Jul;114:132-141. doi: 10.1016/j.fsi.2021.04.019. Epub 2021 Apr 29. PMID: 33932598

[Safety of SARS-CoV-2 vaccines: a systematic review and meta-analysis of randomized controlled trials.](#)

Chen M, Yuan Y, Zhou Y, Deng Z, Zhao J, Feng F, Zou H, Sun C. Infect Dis Poverty. 2021 Jul 5;10(1):94. doi: 10.1186/s40249-021-00878-5. PMID: 34225791

[Analysis of vaccination characteristics and influencing factors of influenza vaccine and pneumococcal vaccine in patients with frequent acute exacerbation phenotype COPD.](#)

Zhai Y, Wang D, Li D, Liu H. Panminerva Med. 2021 Jul 9. doi: 10.23736/S0031-0808.21.04374-3. Online ahead of print. PMID: 34240832

[Outcomes of a college-led community-based influenza vaccine program for underserved New York City communities.](#)

Chim C, Lu C, Maidhof W, Mantione M, Conry J. J Am Pharm Assoc (2003). 2021 Jul-Aug;61(4):e316-e323. doi: 10.1016/j.japh.2021.01.014. Epub 2021 Feb 7. PMID: 33568268

[Bioreactor production of rVSV-based vectors in Vero cell suspension cultures.](#)

Kiesslich S, Kim GN, Shen CF, Kang CY, Kamen AA. Biotechnol Bioeng. 2021 Jul;118(7):2649-2659. doi: 10.1002/bit.27785. Epub 2021 May 5. PMID: 33837958

[Implementation strategies for the first licensed dengue vaccine: A meeting report.](#)

Fongwen N, Delrieu I, Ham LH, Gubler DJ, Durbin A, Ooi EE, Peeling RW, Flasche S, Hartigan-Go K, Clifford S, Martinez CT, de Lamballerie X, Barnighausen T, Wilder-Smith A. Vaccine. 2021 Jul 9:S0264-410X(21)00845-8. doi: 10.1016/j.vaccine.2021.06.083. Online ahead of print. PMID: 34253416

[A phase I/II study to evaluate safety, tolerability and immunogenicity of Hillchol, an inactivated single Hikojima strain based oral cholera vaccine, in a sequentially age descending population in Bangladesh.](#)

Chowdhury F, Ali Syed K, Akter A, Rahman Bhuiyan T, Tauheed I, Khaton F, Biswas R, Ferdous J, Al Banna H, Ross AG, Mc Millan N, Sharma T, Kanchan V, Pal Singh A, Gill D, Lebens M, Nordqvist S, Holmgren J, Clemens JD, Qadri F. Vaccine. 2021 Jul 1:S0264-410X(21)00830-6. doi: 10.1016/j.vaccine.2021.06.069. Online ahead of print. PMID: 34218960



[Rheumatology university faculty opinion on coronavirus disease-19 \(COVID-19\) vaccines: the vaXurvey study from Egypt.](#)

Hammam N, Tharwat S, Shereef RRE, Elsaman AM, Khalil NM, Fathi HM, Salem MN, El-Saadany HM, Samy N, El-Bahnasawy AS, Abdel-Fattah YH, Amer MA, ElShebini E, El-Shanawany AT, El-Hammady DH, Noor RA, ElKhalifa M, Ismail F, Fawzy RM, El-Najjar AR, Selim ZI, Abaza NM, Radwan AR, Elazeem MI, Mohsen WA, Moshrif AH, Mohamed EF, Aglan LI, Senara S, Ibrahim ME, Khalifa I, Owaidy RE, Fakharany NE, Mohammed RHA, Gheita TA; Egyptian College of Rheumatology (ECR) COVID-19 Study Group. *Rheumatol Int.* 2021 Jul 9:1-10. doi: 10.1007/s00296-021-04941-0. Online ahead of print. PMID: 34244818

[Post-vaccination HPV seroprevalence among female sexual health clinic attenders in England.](#)

Meshor D, Thomas SL, Linley E, Edmundson C, Checchi M, Waterboer T, Bender N, Müller M, Beddows S, Borrow R, Soldan K. *Vaccine.* 2021 Jul 5;39(30):4210-4218. doi: 10.1016/j.vaccine.2021.05.018. Epub 2021 Jun 12. PMID: 34127297

[A Multilevel Intervention to Increase HPV Vaccination among Asian American Adolescents.](#)

Ma GX, Zhu L, Tan Y, Zhai S, Lin TR, Zambrano C, Siu P, Lai S, Wang MQ. *J Community Health.* 2021 Jul 7. doi: 10.1007/s10900-021-01013-z. Online ahead of print. PMID: 34232452

[Antimicrobial Stewardship: A Potentially Important Benefit of a Group A Streptococcus Vaccine in Areas With Low Rates of Acute Rheumatic Fever.](#)

Tanz RR, Shulman ST. *Clin Infect Dis.* 2021 Jul 1;73(1):e59-e61. doi: 10.1093/cid/ciaa533. PMID: 32374821

[Antibody titers decline 3-month post-vaccination with BNT162b2.](#)

Favresse J, Bayart JL, Mullier F, Elsen M, Eucher C, Eeckhoudt SV, Roy T, Wieers G, Laurent C, Dogné JM, Closset M, Douxfils J. *Emerg Microbes Infect.* 2021 Jul 7:1-8. doi: 10.1080/22221751.2021.1953403. Online ahead of print. PMID: 34232116

[Reply letter in response to "Letter to the editor in response to: Rotavirus vaccine administration patterns in Italy: potential impact on vaccine coverage, compliance and adherence, Martinelli D et al., Human Vaccines & Immunotherapeutics 2020" by Carias and colleagues.](#)

Marchetti F, Martinelli D, Fortunato F, Prato R. *Hum Vaccin Immunother.* 2021 Jul 9:1-2. doi: 10.1080/21645515.2021.1943993. Online ahead of print. PMID: 34242135

[Gender differences in the determinants of willingness to get the COVID-19 vaccine among the working-age population in Japan.](#)

Ishimaru T, Okawara M, Ando H, Hino A, Nagata T, Tateishi S, Tsuji M, Matsuda S, Fujino Y; CORoNaWork Project. *Hum Vaccin Immunother.* 2021 Jul 2:1-7. doi: 10.1080/21645515.2021.1947098. Online ahead of print. PMID: 34213406

[Lay Epidemiology and Vaccine Acceptance.](#)

Nuti SV, Armstrong K. *JAMA.* 2021 Jul 7. doi: 10.1001/jama.2021.11130. Online ahead of print. PMID: 34232270

[Exploring willingness to participate in future Human Infection Studies in Lusaka, Zambia: A nested qualitative exploratory study.](#)

Kunda-Ngáandu EM, Chirwa-Chobe M, Mwamba C, Chipungu J, Ng'andu E, Mwanyungwi Chinganya H, Simuyandi M, Chilengi R, Sharma A. PLoS One. 2021 Jul 9;16(7):e0254278. doi: 10.1371/journal.pone.0254278. eCollection 2021. PMID: 34242320

[A recommended paradigm for vaccination of rheumatic disease patients with the SARS-CoV-2 vaccine.](#)  
Moutsopoulos HM. J Autoimmun. 2021 Jul;121:102649. doi: 10.1016/j.jaut.2021.102649. Epub 2021 May 1. PMID: 33984571

[Associations with COVID-19 Symptoms, Prevention Interest, and Testing Among Sexual and Gender Minority Adults in a Diverse National Sample.](#)

Phillips li G, Xu J, Ruprecht MM, Costa D, Felt D, Wang X, Glenn EE, Beach LB. LGBT Health. 2021 Jul;8(5):322-329. doi: 10.1089/lgbt.2021.0002. Epub 2021 Jun 11. PMID: 34115955

[Postinfectious Immunity After COVID-19 and Vaccination Against SARS-CoV-2.](#)

Krsak M, Harry BL, Palmer BE, Franco-Paredes C. Viral Immunol. 2021 Jul 5. doi: 10.1089/vim.2021.0054. Online ahead of print. PMID: 34227891

[A brief educational intervention can improve nursing students' knowledge of the human papillomavirus vaccine and readiness to counsel.](#)

Berenson AB, Hirth JM, Chang M, Kuo YF, Richard P, Jones DL. Hum Vaccin Immunother. 2021 Jul 3;17(7):1952-1960. doi: 10.1080/21645515.2020.1852871. Epub 2021 Jan 30. PMID: 33517843

[Development of a chimeric vaccine candidate based on Toxoplasma gondii major surface antigen 1 and apicoplast proteins using comprehensive immunoinformatics approaches.](#)

Asghari A, Shamsinia S, Nourmohammadi H, Majidiani H, Fatollahzadeh M, Nemati T, Irannejad H, Nouri HR, Ghasemi E, Shams M. Eur J Pharm Sci. 2021 Jul 1;162:105837. doi: 10.1016/j.ejps.2021.105837. Epub 2021 Apr 6. PMID: 33836177

[SARS-CoV-2 incidence and vaccine escape.](#)

Thompson RN, Hill EM, Gog JR. Lancet Infect Dis. 2021 Jul;21(7):913-914. doi: 10.1016/S1473-3099(21)00202-4. Epub 2021 Apr 13. PMID: 33861968

[Optimal allocation of limited vaccine to control an infectious disease: Simple analytical conditions.](#)

Rao IJ, Brandeau ML. Math Biosci. 2021 Jul;337:108621. doi: 10.1016/j.mbs.2021.108621. Epub 2021 Apr 27. PMID: 33915160

[Universal influenza vaccine based on conserved antigens provides long-term durability of immune responses and durable broad protection against diverse challenge virus strains in mice.](#)

Lo CY, Misplon JA, Li X, Price GE, Ye Z, Epstein SL. Vaccine. 2021 Jul 2:S0264-410X(21)00833-1. doi: 10.1016/j.vaccine.2021.06.072. Online ahead of print. PMID: 34226103

[COVID-19 vaccine hesitancy in a sample of Greek adults.](#)

Holeva V, Parlapani E, Nikopoulou VA, Nouskas I, Diakogiannis I. Psychol Health Med. 2021 Jul 7:1-7. doi: 10.1080/13548506.2021.1948579. Online ahead of print. PMID: 34233532

[Efficient maternal to neonatal transfer of antibodies against SARS-CoV-2 and BNT162b2 mRNA COVID-19 vaccine.](#)

Beharier O, Plitman Mayo R, Raz T, Nahum Sacks K, Schreiber L, Suissa-Cohen Y, Chen R, Gomez-Tolub R, Hadar E, Gabbay-Benziv R, Jaffe Moshkovich Y, Biron-Shental T, Shechter-Maor G, Farladansky-Gershnel S, Yitzhak Sela H, Benyamini-Raischer H, Sela ND, Goldman-Wohl D, Shulman Z, Many A, Barr H, Yagel S, Neeman M, Kovo M. *J Clin Invest*. 2021 Jul 1;131(13):e150319. doi: 10.1172/JCI150319. PMID: 34014840

[Prevention of influenza during mismatched seasons in older adults with an MF59-adjuvanted quadrivalent influenza vaccine: a randomised, controlled, multicentre, phase 3 efficacy study.](#)

Beran J, Reynales H, Poder A, Yu CY, Pitisuttithum P, Yuan LL, Vermeulen W, Verhoeven C, Leav B, Zhang B, Sawlwin D, Hamers-Heijnen E, Edelman J, Smolenov I. *Lancet Infect Dis*. 2021 Jul;21(7):1027-1037. doi: 10.1016/S1473-3099(20)30694-0. Epub 2021 Feb 9. PMID: 33577767

[Pneumococcal vaccine in patients with idiopathic juvenile arthritis in treatment with tumor necrosis factor inhibitors.](#)

Berho J, Monsalvez MP, Rojas J, Inostroza J, Quezada A. *Allergol Immunopathol (Madr)*. 2021 Jul 1;49(4):149-154. doi: 10.15586/aei.v49i4.203. eCollection 2021. PMID: 34224229

[The Israeli study of Pfizer BNT162b2 vaccine in pregnancy: considering maternal and neonatal benefits.](#)

Burd I, Kino T, Segars J. *J Clin Invest*. 2021 Jul 1;131(13):e150790. doi: 10.1172/JCI150790. PMID: 34101621

[Protective efficacy of Hla-MntC-SACOL0723 fusion protein adjuvanted in alum and MPL against Staphylococcus aureus sepsis infection in mice.](#)

Ghaedi T, Davoodian P, Hassaniazad M, Eftekhari E, Faezi S, Abparvar AA, Einakian MA, Ahmadi K. *J Immunol Methods*. 2021 Jul;494:113055. doi: 10.1016/j.jim.2021.113055. Epub 2021 Apr 13. PMID: 33857474

[Experience with the COVID-19 AstraZeneca vaccination in people with multiple sclerosis.](#)

Allen-Philbey K, Stennett A, Begum T, Johnson AC, Dobson R, Giovannoni G, Gnanapavan S, Marta M, Smets I, Turner BP, Baker D, Mathews J, Schmierer K. *Mult Scler Relat Disord*. 2021 Jul;52:103028. doi: 10.1016/j.msard.2021.103028. Epub 2021 May 18. PMID: 34049216

[Associations between Healthcare Professional Communication Practices and Influenza Vaccination of Hospitalized Children: Influenza vaccine communication during hospitalization.](#)

Hofstetter AM, Opel DJ, Stockwell MS, Hsu C, Zhou C, Mangione-Smith RM, Englund JA. *Acad Pediatr*. 2021 Jul 1:S1876-2859(21)00321-1. doi: 10.1016/j.acap.2021.06.014. Online ahead of print. PMID: 34217901

[Effect of childhood pneumococcal vaccination and beta-lactam antibiotic use on the incidence of invasive pneumococcal disease in the adult population.](#)

Chávez AF, Comas LG, Moreno JCS, Moreno RC, de Provens OCP, Andrés JMA. *Eur J Clin Microbiol Infect Dis*. 2021 Jul;40(7):1529-1538. doi: 10.1007/s10096-021-04196-4. Epub 2021 Feb 27. PMID: 33641040

[Rapid evolution of the COVID-19 pandemic calls for a unified public health response.](#)

He N. *Biosci Trends*. 2021 Jul 1. doi: 10.5582/bst.2021.01261. Online ahead of print. PMID: 34193749

[The characteristics and trend of adverse events following immunization reported by information system in Jiangsu province, China, 2015-2018.](#)

Hu R, Peng S, Liu Y, Tang F, Wang Z, Zhang L, Gao J, Guo H. BMC Public Health. 2021 Jul 7;21(1):1338. doi: 10.1186/s12889-021-11387-3. PMID: 34229643

[The Evidence Base for Prevention of Infectious Bovine Keratoconjunctivitis Through Vaccination.](#)

Maier G, O'Connor AM, Sheedy D. Vet Clin North Am Food Anim Pract. 2021 Jul;37(2):341-353. doi: 10.1016/j.cvfa.2021.03.009. PMID: 34049664

[Disproportionate COVID-19 vaccine acceptance rate among healthcare professionals on the eve of nationwide vaccine distribution in Bangladesh.](#)

Alam ABMM, Majumder MAA, Haque M, Ashraf F, Khondoker MU, Mashreky SR, Wahab A, Siddiqui MTH, Uddin A, Joarder T, Ahmed SMM, Deeba F, Nessa K, Rahman S, Jahan I, Islam MZ, Adnan N, E-Murshid M, Islam MS, Urmi UL, Yusuf A, Sarkar NC, Mallik TS, Raza AMS, Daud AKM, Razzaque MS. Expert Rev Vaccines. 2021 Jul 5. doi: 10.1080/14760584.2021.1951248. Online ahead of print. PMID: 34224292

[Cost-effectiveness analysis of switching from a trivalent to a quadrivalent inactivated influenza vaccine in the Peruvian immunisation programme.](#)

Bellier L, Petitjean A, Sarazu T, Tresierra J, Lopez JG. Vaccine. 2021 Jul 5;39(30):4144-4152. doi: 10.1016/j.vaccine.2021.05.084. Epub 2021 Jun 12. PMID: 34130885

[Communicating with patients and the public about COVID-19 vaccine safety: recommendations from the Collaboration on Social Science and Immunisation.](#)

Leask J, Carlson SJ, Attwell K, Clark KK, Kaufman J, Hughes C, Frawley J, Cashman P, Seal H, Wiley K, Bolsewicz K, Steffens M, Danchin MH. Med J Aust. 2021 Jul;215(1):9-12.e1. doi: 10.5694/mja2.51136. Epub 2021 Jun 16. PMID: 34137034

[Impact of Meningococcal B Vaccine on Invasive Meningococcal Disease in Adolescents.](#)

McMillan M, Wang B, Koehler AP, Sullivan TR, Marshall HS. Clin Infect Dis. 2021 Jul 1;73(1):e233-e237. doi: 10.1093/cid/ciaa1636. PMID: 33587122

[Immunomodulatory effect of short-term supplementation with Bacillus toyonensis BCT-7112<sup>T</sup> and Saccharomyces boulardii CNCM I-745 in sheep vaccinated with Clostridium chauvoei.](#)

Santos FDS, Maubrigades LR, Gonçalves VS, Alves Ferreira MR, Brasil CL, Cunha RC, Conceição FR, Leite FPL. Vet Immunol Immunopathol. 2021 Jul;237:110272. doi: 10.1016/j.vetimm.2021.110272. Epub 2021 May 20. PMID: 34029878

[COVID-19 vaccination attitudes and intention among Quebecers during the first and second waves of the pandemic: findings from repeated cross-sectional surveys.](#)

Dubé É, Dionne M, Pelletier C, Hamel D, Gadio S. Hum Vaccin Immunother. 2021 Jul 8:1-11. doi: 10.1080/21645515.2021.1947096. Online ahead of print. PMID: 34236949

[Influence of adjuvants on the amount, specificity and functional activity of antibody response to human influenza vaccine in mice.](#)

Voutssas-Lara J, Cervantes-Torres J, Hernández M, Bobes RJ, Lamoyi E, Vázquez-Ramírez RA, Mendoza L, Reyes-Barrera KL, López-Martínez R, Alpuche-Solís ÁG, Rosales-Mendoza S, Huerta L, Frago G, Sciotto E. Mol Immunol. 2021 Jul;135:398-407. doi: 10.1016/j.molimm.2021.05.003. Epub 2021 May 20. PMID: 34022515

[A fundamental Christian argument for vaccine promotion.](#)

Galang JRF, Galang JRF. J Public Health (Oxf). 2021 Jul 7;fdab271. doi: 10.1093/pubmed/fdab271. Online ahead of print. PMID: 34240202

[Projected impact of a plant-derived vaccine on the burden of seasonal influenza in Canada.](#)

Ramjee L, Lemay W, Vurgun N, Charland N, Bauch CT, Pullagura GR, Houle SKD, Tremblay G. Hum Vaccin Immunother. 2021 Jul 2:1-9. doi: 10.1080/21645515.2021.1908797. Online ahead of print. PMID: 34213404

[Benefits and risks associated with different uses of the COVID-19 vaccine Vaxzevria: a modelling study, France, May to September 2021.](#)

Tran Kiem C, Andronico A, Bosetti P, Paireau J, Alter L, Boëlle PY, Fontanet A, Lévy-Bruhl D, Cauchemez S. Euro Surveill. 2021 Jul;26(26). doi: 10.2807/1560-7917.ES.2021.26.26.2100533. PMID: 34212840

[Therapeutic cancer vaccine therapy for acute myeloid leukemia.](#)

Wu M, Wang S, Chen JY, Zhou LJ, Guo ZW, Li YH. Immunotherapy. 2021 Jul;13(10):863-877. doi: 10.2217/imt-2020-0277. Epub 2021 May 6. PMID: 33955237

[Computational identification of putative common genomic drug and vaccine targets in Mycoplasma genitalium.](#)

Nogueira WG, Jaiswal AK, Tiwari S, Ramos RTJ, Ghosh P, Barh D, Azevedo V, Soares SC. Genomics. 2021 Jul;113(4):2730-2743. doi: 10.1016/j.ygeno.2021.06.011. Epub 2021 Jun 9. PMID: 34118385

[Pneumococcal serotype-specific IgG and opsonophagocytic activity in young Japanese patients with asplenia.](#)

Takehita K, Takeuchi N, Takahashi Y, Fukasawa C, Hishiki H, Hoshino T, Ishiwada N, Shimojo N. Hum Vaccin Immunother. 2021 Jul 2:1-5. doi: 10.1080/21645515.2021.1943989. Online ahead of print. PMID: 34213395

[Moderate Susceptibility to Subcutaneous Plague \(Yersinia pestis\) Challenge in Vaccine-Treated and Untreated Sonoran Deer Mice \(Peromyscus maniculatus sonoriensis\) and Northern Grasshopper Mice \(Onychomys leucogaster\).](#)

Bron GM, Smith SR, Williamson JD, Tripp DW, Rocke TE. J Wildl Dis. 2021 Jul 1;57(3):632-636. doi: 10.7589/JWD-D-20-00122. PMID: 33787901

[Basophil reactivity to BNT162b2 is mediated by PEGylated lipid nanoparticles in patients with PEG allergy.](#)

Troelnikov A, Perkins G, Yuson C, Ahamdie A, Balouch S, Hurtado PR, Hissaria P. J Allergy Clin Immunol. 2021 Jul;148(1):91-95. doi: 10.1016/j.jaci.2021.04.032. Epub 2021 May 12. PMID: 33991580

[Humoral response rate and predictors of response to BNT162b2 mRNA COVID19 vaccine in patients with multiple myeloma.](#)

Avivi I, Balaban R, Shragai T, Sheffer G, Morales M, Aharon A, Lowenton-Spier N, Trestman S, Perry C, Benyamini N, Mittelman M, Tabib Y, Bar Lev T, Zavaro M, Herishanu Y, Luttwak E, Cohen YC. Br J Haematol. 2021 Jul 1. doi: 10.1111/bjh.17608. Online ahead of print. PMID: 34196388



[Quantification of trivalent non-replicating rotavirus vaccine antigens in the presence of aluminum adjuvant.](#)

McAdams D, Lakatos K, Estrada M, Chen D, Plikaytis B, Sitrin R, White JA. J Immunol Methods. 2021 Jul;494:113056. doi: 10.1016/j.jim.2021.113056. Epub 2021 Apr 13. PMID: 33857473

[Formulation development of a live attenuated human rotavirus \(RV3-BB\) vaccine candidate for use in low- and middle-income countries.](#)

Kumar P, Shukla RS, Patel A, Pullagurta SR, Bird C, Ogun O, Kumru OS, Hamidi A, Hoeksema F, Yallop C, Bines JE, Joshi SB, Volkin DB. Hum Vaccin Immunother. 2021 Jul 3;17(7):2298-2310. doi: 10.1080/21645515.2021.1885279. Epub 2021 Apr 16. PMID: 33861183

[Effectiveness of 13-valent pneumococcal conjugate vaccine against community acquired pneumonia among children in China, an observational cohort study.](#)

Zhang T, Zhang J, Shao X, Feng S, Xu X, Zheng B, Liu C, Dai Z, Jiang Q, Gessner BD, Chen Q, Zhu J, Luan L, Tian J, Zhao G. Vaccine. 2021 Jul 9:S0264-410X(21)00836-7. doi: 10.1016/j.vaccine.2021.06.075. Online ahead of print. PMID: 34253417

[PPARα agonist fenofibrate enhances cancer vaccine efficacy.](#)

Chekaoui A, Ertl HCJ. Cancer Res. 2021 Jul 8:canres.0052.2021. doi: 10.1158/0008-5472.CAN-21-0052. Online ahead of print. PMID: 34244236

[Comparison of the Immunogenicity of Cell Culture-Based and Recombinant Quadrivalent Influenza Vaccines to Conventional Egg-Based Quadrivalent Influenza Vaccines among Healthcare Personnel Aged 18-64 Years: A Randomized Open-Label Trial.](#)

Dawood FS, Naleway AL, Flannery B, Levine MZ, Murthy K, Sambhara S, Gangappa S, Edwards L, Ball S, Beacham L, Belongia E, Bounds K, Cao W, Gross FL, Groom H, Fry AM, Hunt D, Jeddy Z, Mishina M, Kim SS, Wesley MG, Spencer S, Thompson MG, Gaglani M. Clin Infect Dis. 2021 Jul 10:ciab566. doi: 10.1093/cid/ciab566. Online ahead of print. PMID: 34245243

[Immunogenicity of PCV24, an expanded pneumococcal conjugate vaccine, in adult monkeys and protection in mice.](#)

McGuinness D, Kaufhold RM, McHugh PM, Winters MA, Smith WJ, Giovarelli C, He J, Zhang Y, Musey L, Skinner JM. Vaccine. 2021 Jul 5;39(30):4231-4237. doi: 10.1016/j.vaccine.2021.04.067. Epub 2021 May 29. PMID: 34074546

[Prediction of COVID-19 cases during Tokyo's Olympic and Paralympic Games.](#)

Tokuda Y, Kuniya T. J Gen Fam Med. 2021 May 24;22(4):171-172. doi: 10.1002/jgf2.465. eCollection 2021 Jul. PMID: 34221790

[Vaxign2: the second generation of the first Web-based vaccine design program using reverse vaccinology and machine learning.](#)

Ong E, Cooke MF, Huffman A, Xiang Z, Wong MU, Wang H, Seetharaman M, Valdez N, He Y. Nucleic Acids Res. 2021 Jul 2;49(W1):W671-W678. doi: 10.1093/nar/gkab279. PMID: 34009334

[COVID-19 Vaccine Acceptance among Health Care Workers in the Kingdom of Saudi Arabia.](#)

Elharake JA, Galal B, Alqahtani SA, Kattan RF, Barry MA, Temsah MH, Malik AA, McFadden SM, Yildirim I, Khoshnood K, Omer SB, Memish ZA. Int J Infect Dis. 2021 Jul 6:S1201-9712(21)00559-2. doi: 10.1016/j.ijid.2021.07.004. Online ahead of print. PMID: 34242765

[Coformulation with Tattoo Ink for Immunological Assessment of Vaccine Immunogenicity in the Draining Lymph Node.](#)

Barber-Axthelm IM, Kelly HG, Esterbauer R, Wragg KM, Gibbon AM, Lee WS, Wheatley AK, Kent SJ, Tan HX, Juno JA. *J Immunol.* 2021 Jul 9;201(12):2149-2157. doi: 10.1093/immunol/201.12.2149. Online ahead of print. PMID: 34244296

[Challenges and opportunities in setting up a phase III vaccine clinical trial in resource limited settings: Experience from Nepal.](#)

Saluja T, Giri BR, Chaudhary S, Tamrakar D, Kanodia P, Palkar S, Vemula S, Chinaworapong S, Kim B, Gupta BP, Kyoung Jo S, Aspinall S, Rai GK, Steele D, Kim JH, Wartel TA, Sahastrabudde S. *Hum Vaccin Immunother.* 2021 Jul 3;17(7):2149-2157. doi: 10.1080/21645515.2020.1855955. Epub 2021 Feb 1. PMID: 33524278

[What do pregnant women think about influenza disease and vaccination practices in selected countries.](#)

Arriola CS, Suntarattiwong P, Dawood FS, Soto G, Das P, Hunt DR, Sinthuwattanawibool C, Kurhe K, Thompson MG, Wesley MG, Saha S, Hombroek D, Brummer T, Kittikraisak W, Kaoiean S, Neyra J, Romero C, Patel A, Bhargav S, Khedikar V, Garg S, Mott JA, Gonzales O, Cabrera S, Florian R, Parvekar S, Tomyabatra K, Prakash A, Tinoco YO. *Hum Vaccin Immunother.* 2021 Jul 3;17(7):2176-2184. doi: 10.1080/21645515.2020.1851536. Epub 2021 Jan 26. PMID: 33499708

[Real-world effectiveness of BNT162b2 mRNA vaccine: a meta-analysis of large observational studies.](#)

Kow CS, Hasan SS. *Inflammopharmacology.* 2021 Jul 9;1-16. doi: 10.1007/s10787-021-00839-2. Online ahead of print. PMID: 34241782

[Age-dependent and gender-dependent antibody responses against SARS-CoV-2 in health workers and octogenarians after vaccination with the BNT162b2 mRNA vaccine.](#)

Terpos E, Trougakos IP, Apostolakou F, Charitaki I, Sklirou AD, Mavrianou N, Papanagnou ED, Liacos CI, Gumeni S, Rentziou G, Korompoki E, Papassotiriou I, Dimopoulos MA. *Am J Hematol.* 2021 Jul 1;96(7):E257-E259. doi: 10.1002/ajh.26185. Epub 2021 Apr 24. PMID: 33837984

[Synthetic conjugate peptide Fba-Met6 \(MP12\) induces complement-mediated resistance against disseminated \*Candida albicans\*.](#)

Adams AL, Eberle K, Colón JR, Courville E, Xin H. *Vaccine.* 2021 Jul 5;39(30):4099-4107. doi: 10.1016/j.vaccine.2021.06.001. Epub 2021 Jun 12. PMID: 34127293

[Genetic changes in plaque-purified varicella vaccine strain Sudovax during in vitro propagation in cell culture.](#)

Hwang HR, Kang SH, Lee CH. *J Microbiol.* 2021 Jul;59(7):702-707. doi: 10.1007/s12275-021-1062-3. Epub 2021 Jun 1. PMID: 34061341

[Lactococcus-based vaccine against brucellosis: IgG immune response in mice with rOmp16-IL2 fusion protein.](#)

Rezaei M, Rabbani-Khorasgani M, Zarkesh-Esfahani SH, Emamzadeh R, Abtahi H. *Arch Microbiol.* 2021 Jul;203(5):2591-2596. doi: 10.1007/s00203-021-02241-6. Epub 2021 Mar 10. PMID: 33689001

[An update on the burden of group A streptococcal diseases in Australia and vaccine development.](#)

Cannon JW, Bowen AC. *Med J Aust.* 2021 Jul;215(1):27-28. doi: 10.5694/mja2.51126. Epub 2021 Jun 14. PMID: 34126654

[Declining rates of cervical intraepithelial neoplasia in British Columbia, Canada: An ecological analysis on the effects of the school-based human papillomavirus vaccination program.](#)

Donken R, van Niekerk D, Hamm J, Spinelli JJ, Smith L, Sadarangani M, Albert A, Money D, Dobson S, Miller D, Lee M, Mitchell-Foster S, Kraiden M, Naus M, Ogilvie G. *Int J Cancer*. 2021 Jul 1;149(1):191-199. doi: 10.1002/ijc.33513. Epub 2021 Feb 26. PMID: 33586169

[Evaluation of oral phytogetic microbeaded Newcastle Disease vaccine delivery in indigenous chicken.](#)

Ola O, Jarikre TA, Adeniran G, Odeniyi M, Emikpe B. *J Immunoassay Immunochem*. 2021 Jul 4;42(4):359-369. doi: 10.1080/15321819.2020.1868001. Epub 2021 Feb 9. PMID: 33560901

[Formulation of HBsAg in Montanide ISA 51VG adjuvant: Immunogenicity study and monitoring long-lived humoral immune responses.](#)

Savoji MA, Sereshgi MMA, Ghahari SMM, Asgarhalvaei F, Mahdavi M. *Int Immunopharmacol*. 2021 Jul;96:107599. doi: 10.1016/j.intimp.2021.107599. Epub 2021 Apr 11. PMID: 33848910

[Pharmacotherapy for recurrent respiratory papillomatosis \(RRP\): a treatment update.](#)

Donne AJ, Kinshuck A. *Expert Opin Pharmacother*. 2021 Jul 5:1-8. doi: 10.1080/14656566.2021.1935870. Online ahead of print. PMID: 34080517

[Panuveitis following Vaccination for COVID-19.](#)

Mudie LI, Zick JD, Dacey MS, Palestine AG. *Ocul Immunol Inflamm*. 2021 Jul 2:1-2. doi: 10.1080/09273948.2021.1949478. Online ahead of print. PMID: 34213988

[Dissection-independent production of \*Plasmodium\* sporozoites from whole mosquitoes.](#)

Blight J, Sala KA, Atcheson E, Kramer H, El-Turabi A, Real E, Dahalan FA, Bettencourt P, Dickinson-Craig E, Alves E, Salman AM, Janse CJ, Ashcroft FM, Hill AV, Reyes-Sandoval A, Blagborough AM, Baum J. *Life Sci Alliance*. 2021 Jun 16;4(7):e202101094. doi: 10.26508/lsa.202101094. Print 2021 Jul. PMID: 34135099

[Post-COVID-19 vaccine Guillain-Barre syndrome; first reported case from Qatar.](#)

Razok A, Shams A, Almeer A, Zahid M. *Ann Med Surg (Lond)*. 2021 Jul;67:102540. doi: 10.1016/j.amsu.2021.102540. Epub 2021 Jul 3. PMID: 34249353

[A Broad Safety Assessment of the 9-Valent Human Papillomavirus Vaccine.](#)

Yih WK, Kulldorff M, Dashevsky I, Maro JC. *Am J Epidemiol*. 2021 Jul 1;190(7):1253-1259. doi: 10.1093/aje/kwab022. PMID: 33558897

[Accelerating vaccine trials.](#)

[No authors listed] *Bull World Health Organ*. 2021 Jul 1;99(7):482-483. doi: 10.2471/BLT.21.020721. PMID: 34248219

[The association between the density of vaccination workers and immunization coverage in Zhejiang province, East China.](#)

Hu Y, Chen Y, Wang Y, Liang H, Lv H. *Hum Vaccin Immunother*. 2021 Jul 3;17(7):2319-2325. doi: 10.1080/21645515.2020.1865045. Epub 2021 Feb 5. PMID: 33545020

[Comparative analysis of antibody responses to outer surface protein \(Osp\)A and OspC in dogs vaccinated with Lyme disease vaccines.](#)

Camire AC, Hatke AL, King VL, Millership J, Ritter DM, Sobell N, Weber A, Marconi RT. Vet J. 2021 Jul;273:105676. doi: 10.1016/j.tvjl.2021.105676. Epub 2021 Apr 14. PMID: 34148599

[Antibody response to SARS-CoV-2 vaccination is extremely vivacious in subjects with previous SARS-CoV-2 infection.](#)

Callegaro A, Borleri D, Farina C, Napolitano G, Valenti D, Rizzi M, Maggiolo F. J Med Virol. 2021 Jul;93(7):4612-4615. doi: 10.1002/jmv.26982. Epub 2021 Apr 8. PMID: 33788281

[Computational identification and characterization of antigenic properties of Rv3899c of Mycobacterium tuberculosis and its interaction with human leukocyte antigen \(HLA\).](#)

Das R, Eniyan K, Bajpai U. Immunogenetics. 2021 Jul 6. doi: 10.1007/s00251-021-01220-x. Online ahead of print. PMID: 34228167

[Adverse events following immunization with bivalent oral poliovirus vaccine \(bOPV\) in Jiangsu, China.](#)

Gao J, Kang G, Hu R, Zhang L, Yu J, Wang Z, Tang F. Br J Clin Pharmacol. 2021 Jul 8. doi: 10.1111/bcp.14976. Online ahead of print. PMID: 34240463

[The effect of the Affordable Care Act dependent coverage provision on HPV vaccine uptake in young adult women, National Health and Nutrition Examination Survey 2007-2016.](#)

Raymond S, Li L, Taioli E, Nash D, Liu B. Prev Med. 2021 Jul;148:106536. doi: 10.1016/j.ypmed.2021.106536. Epub 2021 Mar 30. PMID: 33798531

[Impact of lipid nanoparticle size on mRNA vaccine immunogenicity.](#)

Hassett KJ, Higgins J, Woods A, Levy B, Xia Y, Hsiao CJ, Acosta E, Almarsson Ö, Moore MJ, Brito LA. J Control Release. 2021 Jul 10;335:237-246. doi: 10.1016/j.jconrel.2021.05.021. Epub 2021 May 18. PMID: 34019945

[Efficacy of one-dose intramuscular rabies vaccine as pre-exposure prophylaxis in travellers.](#)

Mills DJ, Lau CL, Mills C, Furuya-Kanamori L. J Travel Med. 2021 Jul 7;28(5):taab059. doi: 10.1093/jtm/taab059. PMID: 33837774

[Immunogenic potential of DNA vaccine candidate, ZyCoV-D against SARS-CoV-2 in animal models.](#)

Dey A, Chozhavel Rajanathan TM, Chandra H, Pericherla HPR, Kumar S, Choonia HS, Bajpai M, Singh AK, Sinha A, Saini G, Dalal P, Vandriwala S, Raheem MA, Divate RD, Navlani NL, Sharma V, Parikh A, Prasath S, Sankar Rao M, Maithal K. Vaccine. 2021 Jul 5;39(30):4108-4116. doi: 10.1016/j.vaccine.2021.05.098. Epub 2021 Jun 1. PMID: 34120764

[Evaluation of post-introduction COVID-19 vaccine effectiveness: Summary of interim guidance of the World Health Organization.](#)

Patel MK, Bergeri I, Bresee JS, Cowling BJ, Crowcroft NS, Fahmy K, Hirve S, Kang G, Katz MA, Lanata CF, L'Azou Jackson M, Joshi S, Lipsitch M, Mwenda JM, Nogareda F, Orenstein WA, Ortiz JR, Pebody R, Schrag SJ, Smith PG, Srikantiah P, Subissi L, Valenciano M, Vaughn DW, Verani JR, Wilder-Smith A, Feikin DR. Vaccine. 2021 Jul 5;39(30):4013-4024. doi: 10.1016/j.vaccine.2021.05.099. Epub 2021 Jun 1. PMID: 34119350



[Detection of vaccine-derived poliovirus circulation by environmental surveillance in the absence of clinical cases.](#)

Odoom JK, Obodai E, Boateng G, Diamenu S, Attiku K, Avevor P, Duker E, Boahene B, Eshun M, Gberbie E, Opare JKL. Hum Vaccin Immunother. 2021 Jul 3;17(7):2117-2124. doi: 10.1080/21645515.2020.1852009. Epub 2021 Jan 30. PMID: 33517832

[Efficacy profile of the CYD-TDV dengue vaccine revealed by Bayesian survival analysis of individual-level Phase III data.](#)

Laydon DJ, Dorigatti I, Hinsley WR, Nedjati-Gilani GL, Coudeville L, Ferguson NM. Elife. 2021 Jul 2;10:e65131. doi: 10.7554/eLife.65131. Online ahead of print. PMID: 34219653

[Neutralization of Beta and Delta variant with sera of COVID-19 recovered cases and vaccinees of inactivated COVID-19 vaccine BBV152/Covaxin.](#)

Yadav PD, Sapkal GN, Ella R, Sahay RR, Nyayanit DA, Patil DY, Deshpande G, Shete AM, Gupta N, Mohan VK, Abraham P, Panda S, Bhargava B. J Travel Med. 2021 Jul 6:taab104. doi: 10.1093/jtm/taab104. Online ahead of print. PMID: 34230972

[Factors Associated With African American Mothers' Perceptions of Human Papillomavirus Vaccination of Their Daughters: An Integrated Literature Review.](#)

Dike S, Freysteinson WM. Oncol Nurs Forum. 2021 Jul 1;48(4):371-389. doi: 10.1188/21.ONF.371-389. PMID: 34142996

[Preliminary Analysis of Association Between COVID-19 Vaccination and Sudden Hearing Loss Using US Centers for Disease Control and Prevention Vaccine Adverse Events Reporting System Data.](#)

Formeister EJ, Chien W, Agrawal Y, Carey JP, Stewart CM, Sun DQ. JAMA Otolaryngol Head Neck Surg. 2021 Jul 1;147(7):674-676. doi: 10.1001/jamaoto.2021.0869. PMID: 34014263

[Cross-reactivity of 4CMenB vaccine-induced antibodies against meningococci belonging to non-B serogroups in Italy.](#)

Fazio C, Biolchi A, Neri A, Tomei S, Vacca P, Ambrosio L, Palmieri A, Mori E, La Gaetana R, Pizza M, Giuliani MM, Serino L, Stefanelli P. Hum Vaccin Immunother. 2021 Jul 3;17(7):2225-2231. doi: 10.1080/21645515.2020.1855951. Epub 2021 Jan 31. PMID: 33522380

[Engineering the Deformability of Albumin-Stabilized Emulsions for Lymph-Node Vaccine Delivery.](#)

Song T, Xia Y, Du Y, Chen MW, Qing H, Ma G. Adv Mater. 2021 Jul;33(26):e2100106. doi: 10.1002/adma.202100106. Epub 2021 May 19. PMID: 34013604

[The role of social determinants in timely herpes zoster vaccination among older American adults.](#)

Shuvo S, Hagemann T, Hohmeier K, Chiu CY, Ramachandran S, Gatwood J. Hum Vaccin Immunother. 2021 Jul 3;17(7):2043-2049. doi: 10.1080/21645515.2020.1856598. Epub 2021 Jan 30. PMID: 33517829

[COVID-19 vaccine induced Axillary and Pectoral Lymphadenopathy on PET scan.](#)

Singh B, Kaur P, Kumar V, Maroules M. Radiol Case Rep. 2021 Jul;16(7):1819-1821. doi: 10.1016/j.radcr.2021.04.053. Epub 2021 Apr 30. PMID: 33968285

[Recombinant FimH, a fimbrial tip adhesin of Vibrio parahaemolyticus, elicits mixed T helper cell response and confers protection against Vibrio parahaemolyticus challenge in murine model.](#)

Karan S, Garg LC, Choudhury D, Dixit A. Mol Immunol. 2021 Jul;135:373-387. doi: 10.1016/j.molimm.2021.05.005. Epub 2021 May 18. PMID: 34020083

[An invariant Trypanosoma vivax vaccine antigen induces protective immunity.](#)

Autheman D, Crosnier C, Clare S, Goulding DA, Brandt C, Harcourt K, Tolley C, Galaway F, Khushu M, Ong H, Romero-Ramirez A, Duffy CW, Jackson AP, Wright GJ. Nature. 2021 Jul;595(7865):96-100. doi: 10.1038/s41586-021-03597-x. Epub 2021 May 26. PMID: 34040257

[Effects of a combination of Mass and Dutch variant as an inactivated vaccine against variant 2 avian infectious bronchitis virus challenge.](#)

Bagherpour Sorkhabi S, Shayegh J, Hosseini H, Ghalyanchilangeroudi A. Microb Pathog. 2021 Jul;156:104937. doi: 10.1016/j.micpath.2021.104937. Epub 2021 May 5. PMID: 33964420

[The Moral and Religious Obligation to Vaccinate Children in Jewish Ethics.](#)

Rashi T. Acta Paediatr. 2021 Jul 7. doi: 10.1111/apa.16024. Online ahead of print. PMID: 34233028

[H7N9 influenza virus-like particle based on BEVS protects chickens from lethal challenge with highly pathogenic H7N9 avian influenza virus.](#)

Li J, Li R, Zhang Q, Peng P, Wang X, Gu M, Hu Z, Jiao X, Peng D, Hu J, Liu X. Vet Microbiol. 2021 Jul;258:109106. doi: 10.1016/j.vetmic.2021.109106. Epub 2021 May 8. PMID: 34004568

[The gut microbiota and development of Vibrio cholerae-specific long-term memory B cells in adults after whole-cell killed oral cholera vaccine.](#)

Chac D, Bhuiyan TR, Saha A, Alam MM, Salma U, Jahan N, Chowdhury F, Khan AI, Ryan ET, LaRocque R, Harris JB, Qadri F, Weil AA. Infect Immun. 2021 Jul 6:IAI0021721. doi: 10.1128/IAI.00217-21. Online ahead of print. PMID: 34228490

[Beliefs regarding COVID-19 vaccines among Canadian workers in the intellectual disability sector prior to vaccine implementation.](#)

Lunsky Y, Kithulegoda N, Thai K, Benham JL, Lang R, Desveaux L, Ivers NM. J Intellect Disabil Res. 2021 Jul;65(7):617-625. doi: 10.1111/jir.12838. Epub 2021 Mar 31. PMID: 33788310

[Using Plasmodium knowlesi as a model for screening Plasmodium vivax blood-stage malaria vaccine targets reveals new candidates.](#)

Ndegwa DN, Kundu P, Hostetler JB, Marin-Menendez A, Sanderson T, Mwikali K, Verzier LH, Coyle R, Adjalley S, Rayner JC. PLoS Pathog. 2021 Jul 1;17(7):e1008864. doi: 10.1371/journal.ppat.1008864. Online ahead of print. PMID: 34197567

[Humoral immune response to circulating SARS-CoV-2 variants elicited by inactivated and RBD-subunit vaccines.](#)

Cao Y, Yisimayi A, Bai Y, Huang W, Li X, Zhang Z, Yuan T, An R, Wang J, Xiao T, Du S, Ma W, Song L, Li Y, Li X, Song W, Wu J, Liu S, Li X, Zhang Y, Su B, Guo X, Wei Y, Gao C, Zhang N, Zhang Y, Dou Y, Xu X, Shi R, Lu B, Jin R, Ma Y, Qin C, Wang Y, Feng Y, Xiao J, Xie XS. Cell Res. 2021 Jul;31(7):732-741. doi: 10.1038/s41422-021-00514-9. Epub 2021 May 21. PMID: 34021265

[Audio Interview: Another New Covid-19 Vaccine.](#)

Rubin EJ, Baden LR, Morrissey S. N Engl J Med. 2021 Jul 1;385(1):e13. doi: 10.1056/NEJMe2110939. PMID: 34192438

[Updates on the coronavirus disease 2019 vaccine and consideration in children.](#)

Kang HM, Choi EH, Kim YJ. Clin Exp Pediatr. 2021 Jul;64(7):328-338. doi: 10.3345/cep.2021.00696. Epub 2021 Jun 21. PMID: 34148333

[Characterization of gH/gL/pUL128-131 pentameric complex, gH/gL/gO trimeric complex, gB and gM/gN glycoproteins in a human cytomegalovirus using automated capillary western blots.](#)

Rustandi RR, Loughney JW, Shang L, Wang S, Pauley CJ, Christanti S, Kristopeit A, Culp TD. Vaccine. 2021 Jul 3:S0264-410X(21)00769-6. doi: 10.1016/j.vaccine.2021.06.033. Online ahead of print. PMID: 34229890

[The epidemiologic and biologic basis for classifying older age as a high-risk, immunocompromising condition for pneumococcal vaccine policy.](#)

Grant LR, Slack MPE, Yan Q, Trzciński K, Barratt J, Sobczyk E, Appleby J, Cané A, Jodar L, Isturiz RE, Gessner BD. Expert Rev Vaccines. 2021 Jul 8:1-15. doi: 10.1080/14760584.2021.1921579. Online ahead of print. PMID: 34233558

[Cytoplasmic expression of a model antigen with M Cell-Targeting moiety in lactic acid bacteria and implication of the mechanism as a mucosal vaccine via oral route.](#)

Oh SH, Kim SH, Jeon JH, Kim EB, Lee NK, Beck S, Choi YJ, Kang SK. Vaccine. 2021 Jul 5;39(30):4072-4081. doi: 10.1016/j.vaccine.2021.06.010. Epub 2021 Jun 12. PMID: 34127296

[An evaluation of a test-negative design for EV-71 vaccine from a randomized controlled trial.](#)

Zhang L, Wei M, Jin P, Li J, Zhu F. Hum Vaccin Immunother. 2021 Jul 3;17(7):2101-2106. doi: 10.1080/21645515.2020.1859900. Epub 2021 Feb 2. PMID: 33529093

[Effectiveness of recombinant zoster vaccine \(RZV\) in patients with inflammatory bowel disease.](#)

Kochhar GS, Desai A, Caldera DO F, El Hachem S, Aoun E, Sandhu D, Mohan BP, Dulai PS, Farraye FA. Vaccine. 2021 Jul 5;39(30):4199-4202. doi: 10.1016/j.vaccine.2021.05.043. Epub 2021 Jun 16. PMID: 34140170

[The measurement and full statistical analysis including Bayesian methods of the aluminium content of infant vaccines.](#)

Shardlow E, Linhart C, Connor S, Softely E, Exley C. J Trace Elem Med Biol. 2021 Jul;66:126762. doi: 10.1016/j.jtemb.2021.126762. Epub 2021 Apr 15. PMID: 33887692

[WHY AREN'T WE ACHIEVING HIGH VACCINATION RATES FOR ROTAVIRUS VACCINE IN THE U.S.?](#)

Kempe A, O'Leary ST, Cortese MM, Crane LA, Cataldi JR, Brtnikova M, Beaty BL, Hurley LP, Gorman C, Tate JE, St Pierre JL, Lindley MC. Acad Pediatr. 2021 Jul 9:S1876-2859(21)00355-7. doi: 10.1016/j.acap.2021.07.003. Online ahead of print. PMID: 34252608

[Successful treatment of vaccine-induced prothrombotic immune thrombocytopenia \(VIPIT\).](#)

Thaler J, Ay C, Gleixner KV, Hauswirth AW, Cacioppo F, Grafeneder J, Quehenberger P, Pabinger I, Knöbl P. J Thromb Haemost. 2021 Jul;19(7):1819-1822. doi: 10.1111/jth.15346. Epub 2021 Jun 11. PMID: 33877735

[Epigenetic therapy in combination with a multi-epitope cancer vaccine targeting shared tumor antigens for high-risk myelodysplastic syndrome - a phase I clinical trial.](#)

Holmberg-Thydén S, Dufva IH, Gang AO, Breinholt MF, Schejbel L, Andersen MK, Kadivar M, Svane IM, Grønbaek K, Hadrup SR, El Fassi D. *Cancer Immunol Immunother.* 2021 Jul 4. doi: 10.1007/s00262-021-02993-6. Online ahead of print. PMID: 34218294

[Improved influenza vaccination coverage among health-care workers: evidence from a web-based survey in China, 2019/2020 season.](#)

Yi H, Yang Y, Zhang L, Zhang M, Wang Q, Zhang T, Zhang Y, Qin Y, Peng Z, Leng Z, Yang W, Zheng J, Liang X, Feng L. *Hum Vaccin Immunother.* 2021 Jul 3;17(7):2185-2189. doi: 10.1080/21645515.2020.1859317. Epub 2021 Jan 26. PMID: 33497309

[Comparative genomics of Edwardsiella ictaluri revealed four distinct host-specific genotypes and thirteen potential vaccine candidates.](#)

Machimbirike VI, Uthaipaisanwong P, Khunrae P, Dong HT, Senapin S, Rattanaojpong T, Sutheworapong S. *Genomics.* 2021 Jul;113(4):1976-1987. doi: 10.1016/j.ygeno.2021.04.016. Epub 2021 Apr 20. PMID: 33848586

[Transcriptional signatures associated with rubella virus-specific humoral immunity after a third dose of MMR vaccine in women of childbearing age.](#)

Haralambieva IH, Eberhard KG, Ovsyannikova IG, Grill DE, Schaid DJ, Kennedy RB, Poland GA. *Eur J Immunol.* 2021 Jul;51(7):1824-1838. doi: 10.1002/eji.202049054. Epub 2021 Apr 19. PMID: 33818775

[Corona-Cov-2 \(COVID-19\) and ginseng: Comparison of possible use in COVID-19 and influenza.](#)

Lee WS, Rhee DK. *J Ginseng Res.* 2021 Jul;45(4):535-537. doi: 10.1016/j.jgr.2020.12.005. Epub 2021 Feb 18. PMID: 33623472

[Influenza vaccination in the elderly boosts antibodies against conserved viral proteins and egg-produced glycans.](#)

Jung J, Mundle ST, Ustyugova IV, Horton AP, Boutz DR, Pougatcheva S, Prabakaran P, McDaniel JR, King GR, Park D, Person MD, Ye C, Tan B, Tanno Y, Kim JE, Curtis NC, DiNapoli J, Delagrave S, Ross TM, Ippolito GC, Kleanthous H, Lee J, Georgiou G. *J Clin Invest.* 2021 Jul 1;131(13):e148763. doi: 10.1172/JCI148763. PMID: 34196304

[Organ transplantation from deceased donors with vaccine-induced thrombosis and thrombocytopenia.](#)

Greenhall GHB, Ushiro-Lumb I, Pavord S, Currie I, Perera MTPR, Hartog H, Hill QA, Mohamed I, Khurram MA, Motallebzadeh R, Jones G, Marshall A, Pollok JM, Torpey N, Pettigrew GJ, Mehra S, Sharma H, Calder F, Kessar N, Nath J, Roy D, Oniscu GC, Clancy M, Santhanakrishnan K, Mascaro J, Lim S, Berman M, Madden S, Mumford L, Mirza D, Watson C, McGowan O, Thorburn D, Ramanan R, Hunt BJ, Callaghan CJ, Roberts DJ, Forsythe J; UK Donor VITT Transplant Study Group. *Am J Transplant.* 2021 Jul 2. doi: 10.1111/ajt.16735. Online ahead of print. PMID: 34214257

[CRISPR-therapy promise, malaria vaccine and pandemic parenting.](#)

[No authors listed] *Nature.* 2021 Jul;595(7866):155. doi: 10.1038/d41586-021-01825-y. PMID: 34234339

[Evaluation of the immunoprotective effects of IF-2 GTPase and SSU05-1022 as a candidate for a Streptococcus suis subunit vaccine.](#)

Chen T, Wang C, Hu L, Lu H, Song F, Zhang A, Wang X, Chen H, Tan C. *Future Microbiol.* 2021 Jul;16:721-729. doi: 10.2217/fmb-2020-0232. Epub 2021 Jul 5. PMID: 34223787

[A multi-centre, post-marketing surveillance study of Vi polysaccharide-tetanus toxoid conjugate vaccine \(Typbar TCV\) in India.](#)

Reddy R, Reddy B, Sarangi V, Reddy S, Ella R, Vadrevu KM. Hum Vaccin Immunother. 2021 Jul 9:1-7. doi: 10.1080/21645515.2021.1947761. Online ahead of print. PMID: 34242128

[Protection of K18-hACE2 mice and ferrets against SARS-CoV-2 challenge by a single-dose mucosal immunization with a parainfluenza virus 5-based COVID-19 vaccine.](#)

An D, Li K, Rowe DK, Diaz MCH, Griffin EF, Beavis AC, Johnson SK, Padykula I, Jones CA, Briggs K, Li G, Lin Y, Huang J, Mousa J, Brindley M, Sakamoto K, Meyerholz DK, McCray PB Jr, Tompkins SM, He B. Sci Adv. 2021 Jul 2;7(27):eabi5246. doi: 10.1126/sciadv.abi5246. Print 2021 Jul. PMID: 34215591

[Evaluation of the immunogenicity and protective ability of a pili subunit, SBP2', of Streptococcus suis serotype 2.](#)

Guo G, Kong X, Wang Z, Li M, Tan Z, Zhang W. Res Vet Sci. 2021 Jul;137:201-207. doi: 10.1016/j.rvsc.2021.05.006. Epub 2021 May 14. PMID: 34020335

[Mandatory vaccination in France: perception by outpatients and self-evaluation of its impact on their vaccine confidence.](#)

Mignot A, Le Maréchal M, Guimier L, Epaulard O. Hum Vaccin Immunother. 2021 Jul 9:1-6. doi: 10.1080/21645515.2021.1949952. Online ahead of print. PMID: 34242127

[Identification and application of a neutralizing epitope within alpha-hemolysin using human serum antibodies elicited by vaccination.](#)

Wei J, Cheng X, Zhang Y, Gao C, Wang Y, Peng Q, Luo P, Yang L, Zou Q, Zeng H, Gu J. Mol Immunol. 2021 Jul;135:45-52. doi: 10.1016/j.molimm.2021.03.028. Epub 2021 Apr 16. PMID: 33873093

[Dengue vaccine breakthrough infections reveal properties of neutralizing antibodies linked to protection.](#)

Henein S, Adams C, Bonaparte M, Moser JM, Munteanu A, Baric R, de Silva AM. J Clin Invest. 2021 Jul 1;131(13):e147066. doi: 10.1172/JCI147066. PMID: 34003796

[Detection and genotyping of bovine viral diarrhoea virus found contaminating commercial veterinary vaccines, cell lines, and fetal bovine serum lots originating in Mexico.](#)

Gómez-Romero N, Velázquez-Salinas L, Ridpath JF, Verdugo-Rodríguez A, Basurto-Alcántara FJ. Arch Virol. 2021 Jul;166(7):1999-2003. doi: 10.1007/s00705-021-05089-9. Epub 2021 May 10. PMID: 33970345

[Cost-effectiveness of implementing 13-valent pneumococcal conjugate vaccine for U.S. adults aged 19 years and older with underlying conditions.](#)

Kobayashi M, Stoecker C, Xing W, Cho BH, Pilishvili T. Hum Vaccin Immunother. 2021 Jul 3;17(7):2232-2240. doi: 10.1080/21645515.2020.1861876. Epub 2021 Jan 26. PMID: 33499718

[COVID-19 vaccine efficacy and effectiveness-the elephant \(not\) in the room.](#)

Olliaro P, Torreele E, Vaillant M. Lancet Microbe. 2021 Jul;2(7):e279-e280. doi: 10.1016/S2666-5247(21)00069-0. Epub 2021 Apr 20. PMID: 33899038



[Infection and Vaccine-Induced Neutralizing-Antibody Responses to the SARS-CoV-2 B.1.617 Variants.](#)

Edara VV, Pinsky BA, Suthar MS, Lai L, Davis-Gardner ME, Floyd K, Flowers MW, Wrammert J, Hussaini L, Ciric CR, Bechnak S, Stephens K, Graham BS, Bayat Mokhtari E, Mudvari P, Boritz E, Creanga A, Pegu A, Derrien-Colemyn A, Henry AR, Gagne M, Douek DC, Sahoo MK, Sibai M, Solis D, Webby RJ, Jeevan T, Fabrizio TP. N Engl J Med. 2021 Jul 7. doi: 10.1056/NEJMc2107799. Online ahead of print. PMID: 34233096

[T helper type 1 biased immune responses by PPE17 loaded core-shell alginate-chitosan nanoparticles after subcutaneous and intranasal administration.](#)

Najafi A, Ghazvini K, Sankian M, Gholami L, Amini Y, Zare S, Khademi F, Tafaghodi M. Life Sci. 2021 Jul 9:119806. doi: 10.1016/j.lfs.2021.119806. Online ahead of print. PMID: 34252419

[Single dose of multi-clade virus-like particle vaccine protects chickens against clade 2.3.2.1 and clade 2.3.4.4 highly pathogenic avian influenza viruses.](#)

Kang YM, Cho HK, Kim JH, Lee SJ, Park SJ, Kim DY, Kim SY, Park JW, Lee MH, Kim MC, Kang HM. Sci Rep. 2021 Jul 2;11(1):13786. doi: 10.1038/s41598-021-93060-8. PMID: 34215796

[Loss of protective immunity of two-dose mumps-containing vaccine over time: concerns with the new strategy of the mumps immunization program in China.](#)

Wang D, Nie T, Pan F, Wang Y, Wang J, Qin W. Hum Vaccin Immunother. 2021 Jul 3;17(7):2072-2077. doi: 10.1080/21645515.2020.1861877. Epub 2021 Feb 5. PMID: 33545016

[Early Outcomes of Bivalirudin Therapy for Thrombotic Thrombocytopenia and Cerebral Venous Sinus Thrombosis After Ad26.COVS Vaccination.](#)

Clark RT, Johnson L, Billotti J, Foulds G, Ketels T, Heard K, Calvello Hynes E. Ann Emerg Med. 2021 Jul 3:S0196-0644(21)00342-5. doi: 10.1016/j.annemergmed.2021.04.035. Online ahead of print. PMID: 34226070

[Immunoinformatics based design and prediction of proteome-wide killer cell epitopes of Leishmania donovani: Potential application in vaccine development.](#)

Kashif M, Hira SK, Manna PP. J Biomol Struct Dyn. 2021 Jul 5:1-14. doi: 10.1080/07391102.2021.1945495. Online ahead of print. PMID: 34219625

[Evidence-based strategies to promote vaccine acceptance.](#)

While A. Br J Community Nurs. 2021 Jul 2;26(7):338-343. doi: 10.12968/bjcn.2021.26.7.338. PMID: 34232715

[Long-term immunogenicity after measles vaccine vs. wild infection: an Italian retrospective cohort study.](#)

Bianchi FP, Mascipinto S, Stefanizzi P, De Nitto S, Germinario C, Tafuri S. Hum Vaccin Immunother. 2021 Jul 3;17(7):2078-2084. doi: 10.1080/21645515.2020.1871296. Epub 2021 Jan 27. PMID: 33502929

[Cerebral venous sinus thrombosis and thrombocytopenia after COVID-19 vaccination - A report of two UK cases.](#)

Mehta PR, Apap Mangion S, Bengner M, Stanton BR, Czuprynska J, Arya R, Sztrihá LK. Brain Behav Immun. 2021 Jul;95:514-517. doi: 10.1016/j.bbi.2021.04.006. Epub 2021 Apr 20. PMID: 33857630

[Multi-institutional, prospective, randomized, double-blind, placebo-controlled phase IIb trial of the tumor lysate, particle-loaded, dendritic cell \(TLPLDC\) vaccine to prevent recurrence in high-risk melanoma patients: A subgroup analysis.](#)

Chick RC, Faries MB, Hale DF, Kemp Bohan PM, Hickerson AT, Vreeland TJ, Myers JW 3rd, Cindass JL, Brown TA 2nd, Hyingstrom J, Berger AC, Jakub JW, Sussman JJ, Shaheen M, Clifton GT, Park H, Sloan AJ, Wagner T, Peoples GE. *Cancer Med.* 2021 Jul;10(13):4302-4311. doi: 10.1002/cam4.3969. Epub 2021 May 12. PMID: 33982452

[Vaccine-induced thrombosis and thrombocytopenia with bilateral adrenal haemorrhage.](#)

Taylor P, Allen L, Shrikrishnapalasuryar N, Stechman M, Rees A. *Clin Endocrinol (Oxf).* 2021 Jul 8. doi: 10.1111/cen.14548. Online ahead of print. PMID: 34235757

[Serological response to a single dose of a SARS-CoV-2 mRNA vaccine.](#)

Ramos A, Cardoso MJ, Norton P, Sarmento A, Guimarães JT. *J Virol Methods.* 2021 Jul 2;296:114223. doi: 10.1016/j.jviromet.2021.114223. Online ahead of print. PMID: 34224753

[Asymptomatic and Symptomatic COVID-19 Infections Among Health Care Personnel Before and After Vaccination.](#)

Gohil SK, Olenslager K, Quan KA, Dastur CK, Afsar N, Chang W, Huang SS. *JAMA Netw Open.* 2021 Jul 1;4(7):e2115980. doi: 10.1001/jamanetworkopen.2021.15980. PMID: 34236414

[Minimal Change Disease Following the Pfizer-BioNTech COVID-19 Vaccine.](#)

Lebedev L, Sapojnikov M, Wechsler A, Varadi-Levi R, Zamir D, Tobar A, Levin-Iaina N, Fytlovich S, Yagil Y. *Am J Kidney Dis.* 2021 Jul;78(1):142-145. doi: 10.1053/j.ajkd.2021.03.010. Epub 2021 Apr 8. PMID: 33839200

[COVID-19 air travel restrictions and vaccine passports: An ongoing debate.](#)

Memish ZA, Alharthy A, Alqahtani SA, Karakitsos D. *Travel Med Infect Dis.* 2021 Jul-Aug;42:102049. doi: 10.1016/j.tmaid.2021.102049. Epub 2021 Apr 20. PMID: 33857592

[SARS-CoV-2 vaccine-induced cerebral venous thrombosis.](#)

Ciccone A. *Eur J Intern Med.* 2021 Jul;89:19-21. doi: 10.1016/j.ejim.2021.05.026. Epub 2021 May 25. PMID: 34090750

[Impact of the coronavirus disease 2019 epidemic and a free influenza vaccine strategy on the willingness of residents to receive influenza vaccines in Shanghai, China.](#)

Zhou Y, Tang J, Zhang J, Wu Q. *Hum Vaccin Immunother.* 2021 Jul 3;17(7):2289-2292. doi: 10.1080/21645515.2020.1871571. Epub 2021 Feb 12. PMID: 33577397

[Personalized combination nano-immunotherapy for robust induction and tumor infiltration of CD8<sup>+</sup> T cells.](#)

Park KS, Nam J, Son S, Moon JJ. *Biomaterials.* 2021 Jul;274:120844. doi: 10.1016/j.biomaterials.2021.120844. Epub 2021 Apr 27. PMID: 33962217

[Multi-epitope DnaK peptide vaccine accords protection against lethal \*S. typhimurium\* challenge: Elicits both cell mediated immunity and long-lasting serum-neutralizing antibody titers.](#)

Verma S, Singh K, Bansal A. *Pharmacol Res.* 2021 Jul;169:105652. doi: 10.1016/j.phrs.2021.105652. Epub 2021 May 8. PMID: 33975015

[Pernio-like skin lesions after the second dose of Pfizer-BioNTech COVID-19 vaccine.](#)

Cameli N, Silvestri M, Mariano M, Nisticò SP, Cristaudo A. J Eur Acad Dermatol Venereol. 2021 Jul 8. doi: 10.1111/jdv.17500. Online ahead of print. PMID: 34236735

[Fixed drug eruption after pentavalent diphtheria, tetanus, acellular pertussis, inactivated poliovirus and Haemophilus influenzae type b combined vaccine in an infant.](#)

Savaş Erdoğan S, Cebeci Kahraman F. Eur J Hosp Pharm. 2021 Jul 7;ejhpharm-2021-002875. doi: 10.1136/eurjpharm-2021-002875. Online ahead of print. PMID: 34233904

[Why we should not 'just use age' for COVID-19 vaccine prioritisation.](#)

Smith MJ. J Med Ethics. 2021 Jul 9;medethics-2021-107443. doi: 10.1136/medethics-2021-107443. Online ahead of print. PMID: 34244345

[International COVID-19 vaccine inequality amid the pandemic: Perpetuating a global crisis?](#)

Tatar M, Shoorekchali JM, Faraji MR, Wilson FA. J Glob Health. 2021 Jul 3;11:03086. doi: 10.7189/jogh.11.03086. PMID: 34221356

[School-level perceptions and enforcement of the elimination of nonmedical exemptions to vaccination in California.](#)

Holroyd TA, Howa AC, Proveaux TM, Delamater PL, Klein NP, Bottenheim AM, Limaye RJ, Omer SB, Salmon DA. Hum Vaccin Immunother. 2021 Jul 3;17(7):1986-1993. doi: 10.1080/21645515.2020.1857202. Epub 2021 Jan 25. PMID: 33493075

[Antibodies, boosters and optimizing SARS-CoV-2 vaccine for transplantation: A call for more research.](#)

Ison MG, Blumberg E, Halasa N, Kaul D, Theodoropoulos NM, Wolfe CR. Am J Transplant. 2021 Jul 9. doi: 10.1111/ajt.16758. Online ahead of print. PMID: 34241964

[Kawasaki disease in an infant after administration of hexavalent vaccine.](#)

Almeshary MZ, Alanazi SA, Almoosa KM, Bassrawi RK. Saudi Med J. 2021 Jul;42(7):790-792. doi: 10.15537/smj.2021.42.7.20210061. PMID: 34187924

[Vaccine hesitancy: the greatest threat to COVID-19 vaccination programs.](#)

Nossier SA. J Egypt Public Health Assoc. 2021 Jul 5;96(1):18. doi: 10.1186/s42506-021-00081-2. PMID: 34224031

[Evaluation of adverse events following immunization reported during national immunization programs \(Between 2017-2019 in Ankara Province\).](#)

Simsek AÇ, Arabulan E, Tavukçu N, Çankaya S, Gulhan B, Ozkaya-Parlakay A. Hum Vaccin Immunother. 2021 Jul 3;17(7):2145-2148. doi: 10.1080/21645515.2020.1859316. Epub 2021 Jan 29. PMID: 33513052

[Vaccination with Rift Valley fever virus live attenuated vaccine strain Smithburn caused meningoencephalitis in alpacas.](#)

Anthony T, van Schalkwyk A, Romito M, Odendaal L, Clift SJ, Davis AS. J Vet Diagn Invest. 2021 Jul;33(4):777-781. doi: 10.1177/10406387211015294. Epub 2021 May 27. PMID: 34041966

[New infections by SARS-CoV-2 variants of concern after natural infections and post-vaccination in Rio de Janeiro, Brazil.](#)

Goes LR, Siqueira JD, Garrido MM, Alves BM, Pereira ACPM, Cicala C, Arthos J, Viola JPB, Soares MA; INCA COVID-19 Task Force<sup>^</sup>. Infect Genet Evol. 2021 Jul 9:104998. doi: 10.1016/j.meegid.2021.104998. Online ahead of print. PMID: 34252616

[We need people's WHO to solve vaccine inequity, and we need it now.](#)

Kim H. BMJ Glob Health. 2021 Jul;6(7):e006598. doi: 10.1136/bmjgh-2021-006598. PMID: 34210689

[Sterilizing immunity: New opportunities for rational TB vaccine design.](#)

Sher A, Flynn JL. J Exp Med. 2021 Jul 5;218(7):e20210454. doi: 10.1084/jem.20210454. Epub 2021 May 26. PMID: 34037668

[Liver Transplantation During the COVID-19 Pandemic: Viruses, Vaccines and Beyond.](#)

Pathanki AM, Mirza DF. J Clin Exp Hepatol. 2021 Jul-Aug;11(4):411-413. doi: 10.1016/j.jceh.2021.04.014. Epub 2021 May 4. PMID: 33967528

[COVID-19 vaccine hesitancy: Do's and Don'ts for the hardest-hit countries.](#)

Alvi MZ, Sattar M, Cheema FA, Awan UA. J Formos Med Assoc. 2021 Jul 1:S0929-6646(21)00303-X. doi: 10.1016/j.jfma.2021.06.023. Online ahead of print. PMID: 34246511

[Lymphadenopathy in COVID-19 Vaccine Recipients: Diagnostic Dilemma in Oncologic Patients.](#)

Özütemiz C, Krystosek LA, Church AL, Chauhan A, Ellermann JM, Domingo-Musibay E, Steinberger D. Radiology. 2021 Jul;300(1):E296-E300. doi: 10.1148/radiol.2021210275. Epub 2021 Feb 24. PMID: 33625300

[Navigating post-vaccine COVID-19 futures in the health and economic context.](#)

MacIntyre CR. Lancet Infect Dis. 2021 Jul;21(7):893-894. doi: 10.1016/S1473-3099(21)00126-2. Epub 2021 Mar 18. PMID: 33743849

[Non-life-threatening adverse effects with COVID-19 mRNA-1273 vaccine: A randomized, cross-sectional study on healthcare workers with detailed self-reported symptoms.](#)

Kadali RAK, Janagama R, Peruru S, Gajula V, Madathala RR, Chennaiahgari N, Malayala SV. J Med Virol. 2021 Jul;93(7):4420-4429. doi: 10.1002/jmv.26996. Epub 2021 May 5. PMID: 33822361

[Mounting evidence suggests Sputnik COVID vaccine is safe and effective.](#)

Nogrady B. Nature. 2021 Jul 6. doi: 10.1038/d41586-021-01813-2. Online ahead of print. PMID: 34230663

[Genome sequence of the cardiopulmonary canid nematode Angiostrongylus vasorum reveals species-specific genes with potential involvement in coagulopathy.](#)

Tayyrov A, Gillis-Germitsch N, Tritten L, Schnyder M. Genomics. 2021 Jul;113(4):2695-2701. doi: 10.1016/j.ygeno.2021.06.010. Epub 2021 Jun 10. PMID: 34118383

[Fast Development of High-Quality Vaccines in a Pandemic.](#)

Pischel L, Yildirim I, Omer SB. Chest. 2021 Jul;160(1):e1-e3. doi: 10.1016/j.chest.2021.03.063. Epub 2021 Apr 20. PMID: 33848535

[Global COVID-19 vaccine inequity.](#)

Burki T. Lancet Infect Dis. 2021 Jul;21(7):922-923. doi: 10.1016/S1473-3099(21)00344-3. PMID: 34174236

[Characteristics of endothelial corneal transplant rejection following immunisation with SARS-CoV-2 messenger RNA vaccine.](#)

Phylactou M, Li JO, Larkin DFP. Br J Ophthalmol. 2021 Jul;105(7):893-896. doi: 10.1136/bjophthalmol-2021-319338. Epub 2021 Apr 28. PMID: 33910885

[Heterologous vaccine regimens against COVID-19.](#)

Duarte-Salles T, Prieto-Alhambra D. Lancet. 2021 Jul 10;398(10295):94-95. doi: 10.1016/S0140-6736(21)01442-2. Epub 2021 Jun 25. PMID: 34181881

[Vaccination hesitancy and the "myth" on mRNA-based vaccines in Italy in the COVID-19 era: Does urgency meet major safety criteria?](#)

Chirumbolo S. J Med Virol. 2021 Jul;93(7):4049-4053. doi: 10.1002/jmv.26922. Epub 2021 Mar 25. PMID: 33666240

[Sublingual antigen delivery: a solution for needle-free HIV vaccination.](#)

Monge C, Verrier B. Expert Rev Vaccines. 2021 Jul 8:1-4. doi: 10.1080/14760584.2021.1951249. Online ahead of print. PMID: 34225546

[Efficacy of an accelerated double-dose hepatitis B vaccine regimen in patients with cirrhosis.](#)

Rodríguez-Tajes S, Pocurull A, Lens S, Mariño Z, Olivás I, Soy G, Alonso A, Vilella A, Forns X. J Viral Hepat. 2021 Jul;28(7):1019-1024. doi: 10.1111/jvh.13509. Epub 2021 Apr 1. PMID: 33763966

[Reaching the Hard to Reach: Characteristics of Patients Who Received a COVID-19 Vaccine in the Emergency Department.](#)

Heinert SW, McCoy J, Eisenstein R, Rowley J. Acad Emerg Med. 2021 Jul 10. doi: 10.1111/acem.14334. Online ahead of print. PMID: 34245636

[Glycoconjugation of Shigella flexneri type 2a O-polysaccharide with CRM\(197\) as a potential vaccine candidate for shigellosis.](#)

Narayana PVSLSS, Dutta JR. Biologicals. 2021 Jul 8:S1045-1056(21)00058-0. doi: 10.1016/j.biologicals.2021.07.001. Online ahead of print. PMID: 34247915

[A purified acidic polysaccharide from Sarcandra glabra as vaccine adjuvant to enhance anti-tumor effect of cancer vaccine.](#)

Liu W, Gong X, Luo J, Jiang L, Lu W, Pan C, Yao W, Gao X, Tian H. Carbohydr Polym. 2021 Jul 1;263:117967. doi: 10.1016/j.carbpol.2021.117967. Epub 2021 Mar 19. PMID: 33858570

[Common Features Between Stroke Following Varicella in Children and Stroke Following Herpes Zoster in Adults : Varicella-Zoster Virus in Trigeminal Ganglion.](#)

Grose C, Shaban A, Fullerton HJ. Curr Top Microbiol Immunol. 2021 Jul 6. doi: 10.1007/82\_2021\_236. Online ahead of print. PMID: 34224015



[Vaccinomics driven proteome-wide screening of Haemophilus influenzae for the prediction of common putative vaccine candidates.](#)

Bibi N, Zaidi NS, Tahir M, Babar MM. Can J Microbiol. 2021 Jul 8. doi: 10.1139/cjm-2020-0535. Online ahead of print. PMID: 34237220

[Minimal Change Disease With Severe Acute Kidney Injury Following the Oxford-AstraZeneca COVID-19 Vaccine: A CASE Report.](#)

Leclerc S, Royal V, Lamarche C, Laurin LP. Am J Kidney Dis. 2021 Jul 6:S0272-6386(21)00702-2. doi: 10.1053/j.ajkd.2021.06.008. Online ahead of print. PMID: 34242687

[Vaccination against COVID-19: insight from arterial and venous thrombosis occurrence using data from VigiBase.](#)

Smadja DM, Yue QY, Chocron R, Sanchez O, Lillo-Le Louet A. Eur Respir J. 2021 Jul 1;58(1):2100956. doi: 10.1183/13993003.00956-2021. Print 2021 Jul. PMID: 33863748

[Can children of the Sputnik V vaccine recipients become symptomatic?](#)

Mehraeen E, SeyedAlinaghi S, Karimi A. Hum Vaccin Immunother. 2021 Jul 9:1-2. doi: 10.1080/21645515.2021.1933689. Online ahead of print. PMID: 34241575

[An outbreak caused by the SARS-CoV-2 Delta \(B.1.617.2\) variant in a care home after partial vaccination with a single dose of the COVID-19 vaccine Vaxzevria, London, England, April 2021.](#)

Williams SV, Vusirikala A, Ladhani SN, Fernandez Ruiz De Olano E, Iyanger N, Aiano F, Stoker K, Gopal Rao G, John L, Patel B, Andrews N, Dabrera G, Ramsay M, Brown KE, Lopez Bernal J, Saliba V. Euro Surveill. 2021 Jul;26(27). doi: 10.2807/1560-7917.ES.2021.26.27.2100626. PMID: 34240699

[COVID-19 vaccine-associated acute cerebral venous thrombosis and pulmonary artery embolism.](#)

Wang RL, Chiang WF, Shyu HY, Chen MH, Lin CI, Wu KA, Yang CC, Huang LY, Hsiao PJ. QJM. 2021 Jul 10:hcab185. doi: 10.1093/qjmed/hcab185. Online ahead of print. PMID: 34247246

[Vaccine hesitancy in the COVID-19 era.](#)

Adhikari B, Cheah PY. Lancet Infect Dis. 2021 Jul 1:S1473-3099(21)00390-X. doi: 10.1016/S1473-3099(21)00390-X. Online ahead of print. PMID: 34217431

[Vaccine Breakthrough Infections with SARS-CoV-2 Variants.](#)

Rana K, Mohindra R, Pinnaka L. N Engl J Med. 2021 Jul 8;385(2):e7. doi: 10.1056/NEJMc2107808. Epub 2021 Jun 2. PMID: 34077641

[Vaccine Breakthrough Infections with SARS-CoV-2 Variants.](#)

Nixon DF, Ndhlovu LC. N Engl J Med. 2021 Jul 8;385(2):e7. doi: 10.1056/NEJMc2107808. Epub 2021 Jun 2. PMID: 34077640

[Cost-effectiveness analysis of domestic 13-valent pneumococcal conjugate vaccine for children under 5 years of age in mainland China.](#)

Wang C, Su L, Mu Q, Gu X, Guo X, Wang X. Hum Vaccin Immunother. 2021 Jul 3;17(7):2241-2248. doi: 10.1080/21645515.2020.1870396. Epub 2021 Feb 12. PMID: 33577390

[Live malaria vaccine shows promise.](#)

[No authors listed] Nat Rev Drug Discov. 2021 Jul 7. doi: 10.1038/d41573-021-00118-3. Online ahead of print. PMID: 34234309

[Make it personal to beat vaccine hesitancy.](#)

Hofer U. Nat Rev Microbiol. 2021 Jul;19(7):406. doi: 10.1038/s41579-021-00579-8. PMID: 34017089

[Understanding health inequities among transiting migrants within the Middle East and North African \(MENA\) region through strengthening data systems.](#)

Requena-Méndez A, Wickramage K, Ito C, Assarag B, Hilali M, Deal A, Arias S, Zenner D, Chemaou-Elfihri W, Hargreaves S; Migrant Health MENA Working Group. Travel Med Infect Dis. 2021 Jul-Aug;42:102094. doi: 10.1016/j.tmaid.2021.102094. Epub 2021 May 28. PMID: 34058383

[Chilblain lesions after COVID-19 mRNA vaccine.](#)

Pileri A, Guglielmo A, Raone B, Patrizi A. Br J Dermatol. 2021 Jul;185(1):e3. doi: 10.1111/bjd.20060. Epub 2021 Apr 26. PMID: 33904168

[New-onset leukocytoclastic vasculitis after COVID-19 vaccine.](#)

Bostan E, Gulseren D, Gokoz O. Int J Dermatol. 2021 Jul 9. doi: 10.1111/ijd.15777. Online ahead of print. PMID: 34241833

[Thrombocytopenia with acute ischemic stroke and bleeding in a patient newly vaccinated with an adenoviral vector-based COVID-19 vaccine.](#)

Blauenfeldt RA, Kristensen SR, Ernstsén SL, Kristensen CCH, Simonsen CZ, Hvas AM. J Thromb Haemost. 2021 Jul;19(7):1771-1775. doi: 10.1111/jth.15347. Epub 2021 May 5. PMID: 33877737

[SARS-CoV-2 vaccine effectiveness trumps immunogenicity in solid organ transplant recipients.](#)

Mossad SB. Am J Transplant. 2021 Jul 1. doi: 10.1111/ajt.16744. Online ahead of print. PMID: 34212494

[The importance of Social Norms against Strategic Effects: The case of Covid-19 vaccine uptake.](#)

Agranov M, Elliott M, Ortoleva P. Econ Lett. 2021 Sep;206:109979. doi: 10.1016/j.econlet.2021.109979. Epub 2021 Jul 2. PMID: 34230727

[Beyond the First Dose - Covid-19 Vaccine Follow-through and Continued Protective Measures.](#)

Goldfarb JL, Kreps S, Brownstein JS, Kriner DL. N Engl J Med. 2021 Jul 8;385(2):101-103. doi: 10.1056/NEJMp2104527. Epub 2021 Apr 28. PMID: 33909962

[Introduction of typhoid vaccine in the expanded immunization program of Pakistan.](#)

Aslam F, Yue Y, Aziz M. Hum Vaccin Immunother. 2021 Jul 3;17(7):2132. doi: 10.1080/21645515.2020.1869496. Epub 2021 Jan 31. PMID: 33522429

[COVID-19 vaccine-induced immune thrombotic thrombocytopenia: An emerging cause of splanchnic vein thrombosis.](#)

Porres-Aguilar M, Lazo-Langner A, Panduro A, Uribe M. Ann Hepatol. 2021 Jul-Aug;23:100356. doi: 10.1016/j.aohp.2021.100356. Epub 2021 Apr 30. PMID: 33940219

[Corneal graft rejection after COVID-19 vaccination.](#)

Ravichandran S, Natarajan R. Indian J Ophthalmol. 2021 Jul;69(7):1953-1954. doi: 10.4103/ijo.IJO\_1028\_21. PMID: 34146066

[Improvements on a chemically contiguous hapten for a vaccine to address fentanyl-contaminated heroin.](#)

Park H, Lee JC, Eubanks LM, Ellis B, Zhou B, Janda KD. Bioorg Med Chem. 2021 Jul 1;41:116225. doi: 10.1016/j.bmc.2021.116225. Epub 2021 May 19. PMID: 34034147

[Diagnosis and Management of Cerebral Venous Sinus Thrombosis With Vaccine-Induced Immune Thrombotic Thrombocytopenia.](#)

Furie KL, Cushman M, Elkind MSV, Lyden PD, Saposnik G; American Heart Association/American Stroke Association Stroke Council Leadership. Stroke. 2021 Jul;52(7):2478-2482. doi: 10.1161/STROKEAHA.121.035564. Epub 2021 Apr 29. PMID: 33914590

[COVID vaccine use in inpatient psychiatry units-The need is here and now.](#)

Li L, Kulp W, Goldman ML, Sernyak M, Petrakis I, Runnels P. Gen Hosp Psychiatry. 2021 Jul-Aug;71:132-133. doi: 10.1016/j.genhosppsy.2021.03.011. Epub 2021 Mar 29. PMID: 33814221

[Nephrotic syndrome following ChAdOx1 nCoV-19 vaccine against SARS-CoV-2.](#)

Anupama YJ, Patel RGN, Vankalakunti M. Kidney Int Rep. 2021 Jul 6. doi: 10.1016/j.ekir.2021.06.024. Online ahead of print. PMID: 34250318

[Addressing Vaccine Hesitancy in BIPOC Communities - Toward Trustworthiness, Partnership, and Reciprocity.](#)

Quinn SC, Andrasik MP. N Engl J Med. 2021 Jul 8;385(2):97. doi: 10.1056/NEJMp2103104. Epub 2021 Mar 31. PMID: 33789007

[Effectiveness of the BNT162b2 Covid-19 Vaccine against the B.1.1.7 and B.1.351 Variants.](#)

Abu-Raddad LJ, Chemaitelly H, Butt AA; National Study Group for COVID-19 Vaccination. N Engl J Med. 2021 Jul 8;385(2):187-189. doi: 10.1056/NEJMc2104974. Epub 2021 May 5. PMID: 33951357

[Nephrotic syndrome and vasculitis following SARS-CoV-2 Vaccine: True association or circumstantial?](#)

Izzedine H, Bonilla M, Jhaveri KD. Nephrol Dial Transplant. 2021 Jul 10;gfab215. doi: 10.1093/ndt/gfab215. Online ahead of print. PMID: 34245294

[Post COVID-19 vaccine small fiber neuropathy.](#)

Waheed W, Carey ME, Tandan SR, Tandan R. Muscle Nerve. 2021 Jul;64(1):E1-E2. doi: 10.1002/mus.27251. Epub 2021 Apr 28. PMID: 33851437

[Multisystem Inflammatory Syndrome after SARS-CoV-2 Infection and COVID-19 Vaccination.](#)

Salzman MB, Huang CW, O'Brien CM, Castillo RD. Emerg Infect Dis. 2021 Jul;27(7):1944-1948. doi: 10.3201/eid2707.210594. Epub 2021 May 25. PMID: 34034858

[A Case of Chilblains-like Lesions Post SARS-CoV-2 Vaccine?](#)

Meara AS, Silkoski M, Quin K, Jarjour W. J Rheumatol. 2021 Jul 1;jrheum.210226. doi: 10.3899/jrheum.210226. Online ahead of print. PMID: 34210829

[Generalized eczematous reactions to the Pfizer-BioNTech COVID-19 vaccine.](#)

Leasure AC, Cowper S, McNiff J, Cohen JM. J Eur Acad Dermatol Venereol. 2021 Jul 8. doi: 10.1111/jdv.17494. Online ahead of print. PMID: 34236729

[Fractionation of COVID-19 vaccine doses could extend limited supplies and reduce mortality.](#)

Cowling BJ, Lim WW, Cobey S. Nat Med. 2021 Jul 5. doi: 10.1038/s41591-021-01440-4. Online ahead of print. PMID: 34226735

["COVID arm" - histological features of a delayed type hypersensitivity reaction to Moderna mRNA-1273 SARS-CoV2 vaccine.](#)

Kempf W, Kettelhack N, Kind F, Courvoisier S, Galambos J, Pfaltz K. J Eur Acad Dermatol Venereol. 2021 Jul 9. doi: 10.1111/jdv.17506. Online ahead of print. PMID: 34242422

[SARS-CoV-2 vaccine hesitancy among patients with rheumatic and musculoskeletal diseases: a message for rheumatologists.](#)

Priori R, Pellegrino G, Colafrancesco S, Alessandri C, Ceccarelli F, Di Franco M, Riccieri V, Scrivo R, Sili Scavalli A, Spinelli FR, Conti F. Ann Rheum Dis. 2021 Jul;80(7):953-954. doi: 10.1136/annrheumdis-2021-220059. Epub 2021 Feb 23. PMID: 33622689

[A two-step vaccination technique to limit COVID-19 spread using mobile data.](#)

Jadidi M, Jamshidiha S, Masroori I, Moslemi P, Mohammadi A, Pourahmadi V. Sustain Cities Soc. 2021 Jul;70:102886. doi: 10.1016/j.scs.2021.102886. Epub 2021 Mar 27. PMID: 33816084

[IgA Nephropathy presenting as macroscopic hematuria in 2 pediatric patients after receiving the Pfizer COVID-19 vaccine.](#)

Hanna C, Herrera Hernandez LP, Bu L, Kizilbash S, Najera L, Rheault MN, Czyzyk J, Kouri AM. Kidney Int. 2021 Jul 5:S0085-2538(21)00666-9. doi: 10.1016/j.kint.2021.06.032. Online ahead of print. PMID: 34237324

[Boost vaccine confidence with trust, not ire.](#)

McGrath H. Nature. 2021 Jul;595(7865):30. doi: 10.1038/d41586-021-01783-5. PMID: 34188214

[The single-dose J&J vaccine had 67% efficacy against moderate to severe-critical COVID-19 at 14 d.](#)

Sacks HS. Ann Intern Med. 2021 Jul 6. doi: 10.7326/ACPJ202107200-075. Online ahead of print. PMID: 34224270

[On the vaccine supply chain coordination under subsidy contract.](#)

Chandra D, Vipin B. Vaccine. 2021 Jul 5;39(30):4039-4045. doi: 10.1016/j.vaccine.2021.05.081. Epub 2021 Jun 3. PMID: 34092428

[BCG: new life for a centenarian vaccine.](#)

Aaby P, Benn CS. Lancet Infect Dis. 2021 Jul;21(7):897-898. doi: 10.1016/S1473-3099(20)30714-3. Epub 2021 Feb 17. PMID: 33609459

[Authors' Reply to Sprengholz and Betsch: "Willingness to Pay for a COVID-19 Vaccine".](#)

García LY, Cerda AA. Appl Health Econ Health Policy. 2021 Jul;19(4):623-624. doi: 10.1007/s40258-021-00657-1. Epub 2021 May 11. PMID: 33973149

[EV71 vaccination impact on the incidence of encephalitis in patients with hand, foot and mouth disease.](#)

Li J, Yin X, Lin A, Nie X, Liu L, Liu S, Li N, Wang P, Song S, Wang S, Xu D. Hum Vaccin Immunother. 2021 Jul 3;17(7):2097-2100. doi: 10.1080/21645515.2020.1851129. Epub 2021 Jan 31. PMID: 33522390

[Vaccine or Monoclonal therapy: which is winning weapon against COVID-19?](#)

Muzio LL, Bizzoca ME. J Glob Antimicrob Resist. 2021 Jul 6:S2213-7165(21)00155-7. doi: 10.1016/j.jgar.2021.05.021. Online ahead of print. PMID: 34242802

[Association of Race/Ethnicity With Likelihood of COVID-19 Vaccine Uptake Among Health Workers and the General Population in the San Francisco Bay Area.](#)

Grumbach K, Judson T, Desai M, Jain V, Lindan C, Doernberg SB, Holubar M. JAMA Intern Med. 2021 Jul 1;181(7):1008-1011. doi: 10.1001/jamainternmed.2021.1445. PMID: 33783471

[Detrimental impact of allergic airway disease on live attenuated influenza vaccine.](#)

Roy S, Williams CM, Furuya Y. Health Sci Rep. 2021 Jul 1;4(3):e272. doi: 10.1002/hsr2.272. eCollection 2021 Sep. PMID: 34250267

[The mRNA COVID-19 vaccine - a rare trigger of Autoimmune Hepatitis?](#)

McShane C, Kiat C, Rigby J, Crosbie Ó. J Hepatol. 2021 Jul 7:S0168-8278(21)01896-1. doi: 10.1016/j.jhep.2021.06.044. Online ahead of print. PMID: 34245804

[Cameroon: doubt could mean vaccine doses expire.](#)

Adidja A, Boum Y, Ongolo-Zogo P. Nature. 2021 Jul;595(7865):30. doi: 10.1038/d41586-021-01784-4. PMID: 34188216

[Predicting COVID-19 vaccine take-up: Moving beyond demographics.](#)

Batty GD, Deary IJ. Brain Behav Immun. 2021 Jul;95:17-18. doi: 10.1016/j.bbi.2021.03.021. Epub 2021 Mar 27. PMID: 33781865

[Adjuvantation helps to optimise COVID-19 vaccine candidate.](#)

Li JX, Zhu FC. Lancet Infect Dis. 2021 Jul;21(7):891-893. doi: 10.1016/S1473-3099(21)00094-3. Epub 2021 Mar 8. PMID: 33705726

[Cutaneous reaction to BNT162b2 mRNA COVID-19 vaccine.](#)

López-Valle A, Falkenhain-López D, Arranz CR. Int J Dermatol. 2021 Jul;60(7):891-892. doi: 10.1111/ijd.15575. Epub 2021 Apr 14. PMID: 33855706 Free PMC article. No abstract available.

□ 426

[Detrimental impact of allergic airway disease on live attenuated influenza vaccine.](#)

Roy S, Williams CM, Furuya Y. Health Sci Rep. 2021 Jul 1;4(3):e272. doi: 10.1002/hsr2.272. eCollection 2021 Sep. PMID: 34250267

[Granulomatous vasculitis after the Astra-Zeneca anti-SARS-CoV-2 vaccine.](#)

Gillion V, Jadoul M, Demoulin N, Aydin S, Devresse A. Kidney Int. 2021 Jul 5:S0085-2538(21)00667-0. doi: 10.1016/j.kint.2021.06.033. Online ahead of print. PMID: 34237323



[Public trust on regulatory decisions: The European Medicines Agency and the AstraZeneca COVID-19 vaccine label.](#)

Dal-Ré R, Launay O. Vaccine. 2021 Jul 5;39(30):4029-4031. doi: 10.1016/j.vaccine.2021.05.095. Epub 2021 Jun 4. PMID: 34120766

[Viral replicon particles protect IFNAR<sup>-/-</sup> mice against lethal Crimean-Congo hemorrhagic fever virus challenge three days after vaccination.](#)

Spengler JR, Welch SR, Scholte FEM, Rodriguez SE, Harmon JR, Coleman-McCray JD, Nichol ST, Montgomery JM, Bergeron É, Spiropoulou CF. Antiviral Res. 2021 Jul;191:105090. doi: 10.1016/j.antiviral.2021.105090. Epub 2021 May 24. PMID: 34044061

[Antibody-dependent neutralizing capacity of the SARS-CoV-2 vaccine BNT162b2 with and without previous COVID-19 priming.](#)

Hansen CB, Jarlhelt I, Hasselbalch RB, Hamm SR, Fogh K, Pries-Heje MM, Møller DL, Heftdal LD, Pérez-Alós L, Sørensen E, Larsen MAH, Skjoedt MO, Ostrowski SR, Frikke-Schmidt R, Bayarri-Olmos R, Hilsted LM, Bundgaard H, Nielsen SD, Iversen KK, Garred P. J Intern Med. 2021 Jul 8. doi: 10.1111/joim.13366. Online ahead of print. PMID: 34237190

[Immunogenicity of SARS-CoV-2 mRNA vaccine in solid organ transplant recipients.](#)

Holden IK, Bistrup C, Nilsson AC, Hansen JF, Abazi R, Davidsen JR, Poulsen MK, Lindvig SO, Justesen US, Johansen IS. J Intern Med. 2021 Jul 8. doi: 10.1111/joim.13361. Online ahead of print. PMID: 34237179

[Malaria vaccine gets a parasite boost in the liver.](#)

Minkah NK, Kappe SHI. Nature. 2021 Jul;595(7866):173-174. doi: 10.1038/d41586-021-01720-6. PMID: 34193990

[Post-adenoviral-based COVID-19 vaccines thrombosis: A proposed mechanism.](#)

Kadkhoda K. J Thromb Haemost. 2021 Jul;19(7):1831-1832. doi: 10.1111/jth.15348. Epub 2021 May 5. PMID: 33904251

[Skin manifestations of the BNT162b2 mRNA COVID-19 vaccine in healthcare workers. 'COVID-arm': a clinical and histological characterization.](#)

Fernandez-Nieto D, Hammerle J, Fernandez-Escribano M, Moreno-Del Real CM, Garcia-Abellas P, Carretero-Barrio I, Solano-Solares E, de-la-Hoz-Caballer B, Jimenez-Cauhe J, Ortega-Quijano D, Fernandez-Guarino M. J Eur Acad Dermatol Venereol. 2021 Jul;35(7):e425-e427. doi: 10.1111/jdv.17250. Epub 2021 Apr 19. PMID: 33783873

[Widespread purpura annularis telangiectodes following mRNA SARS-CoV-2 vaccine.](#)

Falkenhain-López D, Gutiérrez-Collar C, Arroyo-Andrés J, Gallego-Gutiérrez I, Rodríguez-Peralto JL, Sánchez-Velázquez A. J Eur Acad Dermatol Venereol. 2021 Jul 8. doi: 10.1111/jdv.17497. Online ahead of print. PMID: 34236717

[Ethical Considerations of Offering Benefits to COVID-19 Vaccine Recipients.](#)

Persad G, Emanuel EJ. JAMA. 2021 Jul 1. doi: 10.1001/jama.2021.11045. Online ahead of print. PMID: 34196658

[Rotavirus vaccine implementation: evidence to fill the gap?](#)

Buttery JP, Kirkwood C. *Lancet Glob Health*. 2021 Jul;9(7):e885-e886. doi: 10.1016/S2214-109X(21)00265-5. PMID: 34143982

[A case of leukocytoclastic vasculitis after vaccination with a SARS-CoV2-vaccine - a case report.](#)

Erlor A, Fiedler J, Koch A, Schütz A, Heldmann F. *Arthritis Rheumatol*. 2021 Jul 1. doi: 10.1002/art.41910. Online ahead of print. PMID: 34196469

[Anti-SARS-CoV-2 mRNA vaccine in patients with rheumatoid arthritis.](#)

Rubbert-Roth A, Vuilleumier N, Ludewig B, Schmiedeberg K, Haller C, von Kempis J. *Lancet Rheumatol*. 2021 Jul;3(7):e470-e472. doi: 10.1016/S2665-9913(21)00186-7. Epub 2021 Jun 8. PMID: 34124693

[Expression of an immunocomplex consisting of Fc fragment fused with a consensus dengue envelope domain III in \*Saccharomyces cerevisiae\*.](#)

So KK, Chun J, Luong NN, Seo HW, Kim DH. *Biotechnol Lett*. 2021 Jul 10:1-10. doi: 10.1007/s10529-021-03161-7. Online ahead of print. PMID: 34245387

[Epidemiology, not geopolitics, should guide COVID-19 vaccine donations.](#)

Bollyky TJ, Murray CJL, Reiner RC Jr. *Lancet*. 2021 Jul 10;398(10295):97-99. doi: 10.1016/S0140-6736(21)01323-4. Epub 2021 Jun 8. PMID: 34115978

[New onset of Remitting Seronegative Symmetrical Synovitis with Pitting Oedema and Palmoplantar Psoriasis flare-up after Sars-Cov-2 Vaccination.](#)

Quattrini L, Verardi L, Caldarola G, Peluso G, De Simone C, D'Agostino M. *J Eur Acad Dermatol Venereol*. 2021 Jul 8. doi: 10.1111/jdv.17502. Online ahead of print. PMID: 34236728

[Vaccine-induced immune thrombotic thrombocytopenia: Consider IVIG batch in the treatment.](#)

Karnam A, Lacroix-Desmazes S, Kaveri SV, Bayry J. *J Thromb Haemost*. 2021 Jul;19(7):1838-1839. doi: 10.1111/jth.15361. PMID: 33931935

[The first known case of vaccine-induced thrombotic thrombocytopenia in Australia.](#)

Hocking J, Chunalil SD, Chen VM, Brighton T, Nguyen J, Tan J, Ting SB, Tran H. *Med J Aust*. 2021 Jul;215(1):19-20.e1. doi: 10.5694/mja2.51135. Epub 2021 Jun 11. PMID: 34117641

[Myopericarditis after the Pfizer mRNA COVID-19 Vaccine in Adolescents.](#)

Schauer J, Buddhe S, Colyer J, Sagiv E, Law Y, Chikkabyrappa SM, Portman MA. *J Pediatr*. 2021 Jul 3:S0022-3476(21)00665-X. doi: 10.1016/j.jpeds.2021.06.083. Online ahead of print. PMID: 34228985

[Comment on: "Willingness to Pay for a COVID-19 Vaccine".](#)

Sprengholz P, Betsch C. *Appl Health Econ Health Policy*. 2021 Jul;19(4):619-621. doi: 10.1007/s40258-021-00656-2. Epub 2021 May 11. PMID: 33973148

[COVID-19 Vaccination in Pregnancy: The Benefits Outweigh the Risks.](#)

Chavan M, Qureshi H, Karnati S, Kollikonda S. *J Obstet Gynaecol Can*. 2021 Jul;43(7):814-816. doi: 10.1016/j.jogc.2021.03.010. PMID: 34253304

[Feds, Manitoba lifting some pandemic restrictions based on vaccine status.](#)

Vogel L. *CMAJ*. 2021 Jul 5;193(26):E1016. doi: 10.1503/cmaj.1095948. PMID: 34226269

[Incentives for Immunity - Strategies for Increasing Covid-19 Vaccine Uptake.](#)

Volpp KG, Cannuscio CC. N Engl J Med. 2021 Jul 1;385(1):e1. doi: 10.1056/NEJMp2107719. Epub 2021 May 26. PMID: 34038633

[Delayed Cutaneous Reactivity Associated With COVID-19 Vaccines Is Rare.](#)

Mahmood F, Muntyanu A, Besner Morin C, Litvinov I, Isabwe GAC, Netchiporouk E. J Cutan Med Surg. 2021 Jul 6:12034754211027854. doi: 10.1177/12034754211027854. Online ahead of print. PMID: 34229482

[COVID-19 vaccines in multiple sclerosis treated with cladribine or ocrelizumab.](#)

Buttari F, Bruno A, Dolcetti E, Azzolini F, Bellantonio P, Centonze D, Fantozzi R. Mult Scler Relat Disord. 2021 Jul;52:102983. doi: 10.1016/j.msard.2021.102983. Epub 2021 May 4. PMID: 33990054

[Is one vaccine dose enough if you've had COVID? What the science says.](#)

Dolgin E. Nature. 2021 Jul;595(7866):161-162. doi: 10.1038/d41586-021-01609-4. PMID: 34176923

Amatya B, Pandey P, Dawadi S, Manandhar S. J Travel Med. 2021 Jul 6:taab098. doi: 10.1093/jtm/taab098. Online ahead of print. PMID: 34230969

[Vitiligo in a COVID-19 vaccinated patient with ulcerative colitis: A coincidence?](#)

Aktaş H, Ertuğrul G. Clin Exp Dermatol. 2021 Jul 8. doi: 10.1111/ced.14842. Online ahead of print. PMID: 34236714

[Pharmacy leadership, expertise imperative for successful COVID-19 vaccine rollout.](#)

Gregory N. Am J Health Syst Pharm. 2021 Jul 9;78(14):1264-1266. doi: 10.1093/ajhp/zxab187. PMID: 33955454

[Evaluation of Messenger RNA From COVID-19 BTN162b2 and mRNA-1273 Vaccines in Human Milk.](#)

Golan Y, Prael M, Cassidy A, Lin CY, Ahituv N, Flaherman VJ, Gaw SL. JAMA Pediatr. 2021 Jul 6:e211929. doi: 10.1001/jamapediatrics.2021.1929. Online ahead of print. PMID: 34228115

[Factors impacting vaccine hesitancy toward Coronavirus disease-19 \(COVID-19\) vaccination in Brooklyn, New York.](#)

Smith-Norowitz TA, Silverberg JI, Norowitz EM, Kohlhoff S, Hammerschlag MR. Hum Vaccin Immunother. 2021 Jul 9:1-2. doi: 10.1080/21645515.2021.1948786. Online ahead of print. PMID: 34242124

[Therapeutic Plasma Exchange in Vaccine-Induced Immune Thrombotic Thrombocytopenia.](#)

Patriquin CJ, Laroche V, Selby R, Pendergrast J, Barth D, Côté B, Gagnon N, Roberge G, Carrier M, Castellucci LA, Scarvelis D, Mack JP. N Engl J Med. 2021 Jul 7. doi: 10.1056/NEJMc2109465. Online ahead of print. PMID: 34233107

[Covid-19: Vaccine corruption allegations spark protests across Brazil.](#)

Taylor L. BMJ. 2021 Jul 6;374:n1724. doi: 10.1136/bmj.n1724. PMID: 34230006

[20 Post-COVID-19 vaccine-related shingles cases seen at the Las Vegas Dermatology clinic and sent to us via social media.](#)

Lee C, Cotter D, Basa J, Greenberg HL. J Cosmet Dermatol. 2021 Jul;20(7):1960-1964. doi: 10.1111/jocd.14210. Epub 2021 May 31. PMID: 33991162

[Scientists identify long-sought marker for COVID vaccine success.](#)

Callaway E. Nature. 2021 Jul 1. doi: 10.1038/d41586-021-01778-2. Online ahead of print. PMID: 34211170

[Correction: Impact of 13-valent pneumococcal conjugate vaccine on laboratory-confirmed pneumococcal meningitis and purulent meningitis among children 5 years in Cameroon, 2011-2018.](#)

PLOS ONE Staff. PLoS One. 2021 Jul 9;16(7):e0254616. doi: 10.1371/journal.pone.0254616. eCollection 2021. PMID: 34242373

[Author Correction: Measuring the impact of COVID-19 vaccine misinformation on vaccination intent in the UK and USA.](#)

Loomba S, de Figueiredo A, Piatek SJ, de Graaf K, Larson HJ. Nat Hum Behav. 2021 Jul 8:1. doi: 10.1038/s41562-021-01172-y. Online ahead of print. PMID: 34239082

[Re: Unilateral axillary adenopathy in the setting of COVID-19 vaccine, Clinical Imaging, January 2021.](#)

Finnegan J, Govender P, Torreggiani WC. Clin Imaging. 2021 Jul;75:171-172. doi: 10.1016/j.clinimag.2021.02.045. Epub 2021 Mar 30. PMID: 33838977

[AstraZeneca \(AZD1222\) COVID-19 vaccine-associated adverse drug event: A case report.](#)

Capassoni M, Ketabchi S, Cassisa A, Caramelli R, Molinu AA, Galluccio F, Guiducci S. J Med Virol. 2021 Jul 2. doi: 10.1002/jmv.27175. Online ahead of print. PMID: 34214206

[Covid-19: Pfizer vaccine could provide lasting immunity, small study suggests.](#)

Mahase E. BMJ. 2021 Jul 1;374:n1675. doi: 10.1136/bmj.n1675. PMID: 34210672

[Local skin reaction to the AZD1222 vaccine in a patient who survived COVID-19.](#)

Tammaro A, Adebajo GAR, Magri F, Parisella FR, Chello C, De Marco G. J Cosmet Dermatol. 2021 Jul;20(7):1965-1966. doi: 10.1111/jocd.14205. Epub 2021 May 22. PMID: 33969620

[Effectiveness of BNT162b2 vaccine against the B.1.1.7 variant of SARS-CoV-2 among healthcare workers in Brescia, Italy.](#)

Sansone E, Tiraboschi M, Sala E, Albini E, Lombardo M, Castelli F, De Palma G. J Infect. 2021 Jul;83(1):e17-e18. doi: 10.1016/j.jinf.2021.04.038. Epub 2021 May 7. PMID: 33965428

[Subacute thyroiditis following COVID-19 vaccination in a 67-year-old male patient: a case report.](#)

Şahin Tekin M, Şaylısoy S, Yorulmaz G. Hum Vaccin Immunother. 2021 Jul 1:1-3. doi: 10.1080/21645515.2021.1947102. Online ahead of print. PMID: 34196589

[COVID-19 vaccine as a cause for unilateral lymphadenopathy detected by 18F-FDG PET/CT in a patient affected by melanoma.](#)

Avner M, Orevi M, Caplan N, Popovtzer A, Lotem M, Cohen JE. Eur J Nucl Med Mol Imaging. 2021 Jul;48(8):2659-2660. doi: 10.1007/s00259-021-05278-3. Epub 2021 Mar 6. PMID: 33675368

[Evaluation of Health Equity in COVID-19 Vaccine Distribution Plans in the United States.](#)

Hardeman A, Wong T, Denson JL, Postelnicu R, Rojas JC. JAMA Netw Open. 2021 Jul 1;4(7):e2115653. doi: 10.1001/jamanetworkopen.2021.15653. PMID: 34213561

[COVID-19 vaccine effectiveness in preventing deaths among high-risk groups in Tamil Nadu, India.](#)

Jaiswal A, Subbaraj V, Vivian Thangaraj JW, Murhekar MV, Muliyl J. Indian J Med Res. 2021 Jul 2. doi: 10.4103/ijmr.ijmr\_1671\_21. Online ahead of print. PMID: 34213434

[Pharmacy resident finds chance to help lead COVID-19 vaccine efforts.](#)

Gregory N. Am J Health Syst Pharm. 2021 Jul 9;78(14):1266-1267. doi: 10.1093/ajhp/zxab186. PMID: 33969385

[Japanese encephalitis vaccine cost: a major reason to be vaccinated in Bali.](#)

Wirawan IMA. J Travel Med. 2021 Jul 7;28(5):taab050. doi: 10.1093/jtm/taab050. PMID: 33772281

[Safety of BNT162b2 mRNA COVID-19 vaccine in patients with mast cell disorders.](#)

Rosman Y, Lavi N, Meir-Shafir K, Lachover-Roth I, Cohen-Engler A, Mekori YA, Confino-Cohen R. J Allergy Clin Immunol Pract. 2021 Jul 2:S2213-2198(21)00760-1. doi: 10.1016/j.jaip.2021.06.032. Online ahead of print. PMID: 34224924

[Is a single dose of mRNA vaccine sufficient for COVID-19 survivors?](#)

Malek AE, Dagher H, Hachem R, Chaftari AM, Raad II. J Med Virol. 2021 Jul;93(7):4083-4084. doi: 10.1002/jmv.26915. Epub 2021 Mar 14. PMID: 33666244

[Low neutralizing antibody responses against SARS-CoV-2 in older patients with myeloma after the first BNT162b2 vaccine dose.](#)

Terpos E, Trougakos IP, Gavriatopoulou M, Papassotiriou I, Sklirou AD, Ntanasis-Stathopoulos I, Papanagnou ED, Fotiou D, Kastritis E, Dimopoulos MA. Blood. 2021 Jul 1;137(26):3674-3676. doi: 10.1182/blood.2021011904. PMID: 33861315

[COVID-19 Vaccine Uptake in Patients with Ocular Surface Diseases in India.](#)

Das AV, Goud R, Basu S. Semin Ophthalmol. 2021 Jul 8:1-2. doi: 10.1080/08820538.2021.1950778. Online ahead of print. PMID: 34236941

[Study uncovers potentially avoidable acute care use for vaccine-preventable illnesses in lupus patients.](#)

[No authors listed] Neurosciences (Riyadh). 2021 Jul;26(3):304. PMID: 34230089

[Study uncovers potentially avoidable acute care use for vaccine-preventable illnesses in lupus patients.](#)

[No authors listed] Saudi Med J. 2021 Jul;42(7):805. PMID: 34187929

[Blunted humoral response after mRNA vaccine in patients with haematological malignancies.](#)

Kamboj M. Lancet Haematol. 2021 Jul 2:S2352-3026(21)00197-6. doi: 10.1016/S2352-3026(21)00197-6. Online ahead of print. PMID: 34224666

[Quarter-dose of Moderna COVID vaccine still rouses a big immune response.](#)

Dolgin E. Nature. 2021 Jul 9. doi: 10.1038/d41586-021-01893-0. Online ahead of print. PMID: 34244690



[BNT 13b2 Pfizer vaccine protects against SARS-CoV-2 respiratory mucosal colonization even after prolonged exposure to positive family members.](#)

Edelstein S, Tannous S, Jacobs MT, Ben-Amram H, Zarka S. J Hosp Infect. 2021 Jul;113:192-194. doi: 10.1016/j.jhin.2021.03.023. Epub 2021 Mar 31. PMID:

[Daily briefing: Malaria vaccine made of live parasites shows early success.](#)

Graham F. Nature. 2021 Jul 1. doi: 10.1038/d41586-021-01850-x. Online ahead of print. PMID: 34226743

[Acceptance of coronavirus disease 2019 vaccine among health-care personnel in India: a cross-sectional survey during the initial phase of vaccination.](#)

Singhania N, Kathiravan S, Pannu AK. Clin Microbiol Infect. 2021 Jul;27(7):1064-1066. doi: 10.1016/j.cmi.2021.03.008. Epub 2021 Mar 31. PMID: 33798698

[BNT162b2 mRNA COVID-19 Vaccine Effectiveness in Patients with Inflammatory Bowel Disease: Preliminary Real World Data during Mass Vaccination Campaign.](#)

Ben-Tov A, Banon T, Chodick G, Kariv R, Assa A, Gazit S; Collaborators of the Maccabi Institute for Research & Innovation COVID-19 Task Force. Gastroenterology. 2021 Jul 2:S0016-5085(21)03233-9. doi: 10.1053/j.gastro.2021.06.076. Online ahead of print. PMID: 34224740

[Successful management of vaccine-induced immune thrombotic thrombocytopenia-related cerebral sinus venous thrombosis after ChAdOx1 nCov-19 vaccination.](#)

Gattringer T, Gressenberger P, Gary T, Wölfler A, Kneihsl M, Raggam RB. Stroke Vasc Neurol. 2021 Jul 8:svn-2021-001142. doi: 10.1136/svn-2021-001142. Online ahead of print. PMID: 34244449

[Daily briefing: The evidence is stacking up for Sputnik V vaccine.](#)

Graham F. Nature. 2021 Jul 6. doi: 10.1038/d41586-021-01864-5. Online ahead of print. PMID: 34234322

[COVID-19 vaccine success enables a bolder vision for mRNA cancer vaccines, says BioNTech CEO.](#)

Mullard A. Nat Rev Drug Discov. 2021 Jul;20(7):500-501. doi: 10.1038/d41573-021-00110-x. PMID: 34140655

[Kidney Transplant Recipients Rarely Show an Early Antibody Response Following the First COVID-19 Vaccine Administration.](#)

Yi SG, Knight RJ, Graviss EA, Moore LW, Nguyen DT, Ghobrial RM, Gaber AO, Huang HJ. Transplantation. 2021 Jul 1;105(7):e72-e73. doi: 10.1097/TP.0000000000003764. PMID: 33741844

[Adverse events of the yellow fever vaccine in chronic urticaria: evaluation of patients treated or not with omalizumab compared to healthy individuals.](#)

Almeida LR, Criado RF, Criado PR, Ensina LF, Abdalla BMZ, Quaresma JAS. An Bras Dermatol. 2021 Jul-Aug;96(4):497-499. doi: 10.1016/j.abd.2020.09.009. Epub 2021 May 15. PMID: 34001398

[Acute myocarditis after the second dose of SARS-CoV-2 vaccine: Serendipity or atypical causal relationship?](#)

Cereda A, Conca C, Barbieri L, Ferrante G, Tumminello G, Lucreziotti S, Guazzi M, Mafri A. Anatol J Cardiol. 2021 Jul;25(7):522-523. doi: 10.5152/AnatolJCardiol.2021.99. PMID: 34236331

[Cross-protective potential of a MF59-adjuvanted quadrivalent influenza vaccine in older adults.](#)

Isakova-Sivak I, Rudenko L. Lancet Infect Dis. 2021 Jul;21(7):900-901. doi: 10.1016/S1473-3099(20)30719-2. Epub 2021 Feb 9. PMID: 33577768

[Persistent maculopapular rash after the first dose of Pfizer-BioNTech COVID-19 vaccine.](#)

Ackerman M, Henry D, Finon A, Binois R, Esteve E. J Eur Acad Dermatol Venereol. 2021 Jul;35(7):e423-e425. doi: 10.1111/jdv.17248. Epub 2021 Apr 8. PMID: 33783017

[Outbreak of SARS-CoV-2 infection in a long-term care facility after COVID-19 BNT162b2 mRNA vaccination.](#)

Martinot M, Carnein S, Kempf C, Gantner P, Gallais F, Fafi-Kremer S. Clin Microbiol Infect. 2021 Jul 6:S1198-743X(21)00369-4. doi: 10.1016/j.cmi.2021.06.038. Online ahead of print. PMID: 34242805

[A case of severe cutaneous adverse reaction following administration of the Janssen Ad26.COVS.2.S COVID-19 vaccine.](#)

Lospinoso K, Nichols CS, Malachowski SJ, Mochel MC, Nutan F. JAAD Case Rep. 2021 Jul;13:134-137. doi: 10.1016/j.jdcr.2021.05.010. Epub 2021 May 26. PMID: 34056055

[Exacerbation of Psoriasis Following COVID-19 Vaccination in a Patient Previously Treated with PD-1 Inhibitor.](#)

Mieczkowska K, Kaubisch A, McLellan BN. Dermatol Ther. 2021 Jul 6:e15055. doi: 10.1111/dth.15055. Online ahead of print. PMID: 34231301

[When Should Patients Receive Mask Exemptions During the COVID-19 Pandemic? Ethics in Practice: Point-Counterpoint.](#)

Brenner MJ, Roy-Faderman I, Roy S, Osazuwa-Peters N, Jackler RK, Holt GR. Otolaryngol Head Neck Surg. 2021 Jul 6:1945998211031447. doi: 10.1177/01945998211031447. Online ahead of print. PMID: 34228581

[SARS-CoV-2 vaccine-induced prothrombotic immune thrombocytopenia: Promoting awareness to improve patient-doctor trust.](#)

Suvvari TK, Rajesh E, D Silva RG, Corriero AC, Kutikuppala LVS. J Med Virol. 2021 Jul 7. doi: 10.1002/jmv.27176. Online ahead of print. PMID: 34232526

[Autoimmune hepatitis developing after coronavirus disease 2019 \(COVID-19\) vaccine: Causality or casualty?](#)

Bril F, Al Diffalha S, Dean M, Fettig DM. J Hepatol. 2021 Jul;75(1):222-224. doi: 10.1016/j.jhep.2021.04.003. Epub 2021 Apr 20. PMID: 33862041

[Widespread annular eruption after Ad26.COVS.2.S COVID-19 vaccine.](#)

Song EJ, Wong AJS. JAAD Case Rep. 2021 Jul;13:30-32. doi: 10.1016/j.jdcr.2021.04.032. Epub 2021 May 12. PMID: 33997209

[ChAdOx1 S \(recombinant\) vaccine: thrombosis and thrombocytopenia.](#)

[No authors listed] Drug Ther Bull. 2021 Jul;59(7):101. doi: 10.1136/dtb.2021.000022. Epub 2021 Apr 30. PMID: 33931566

[Comparison of the immune response following subcutaneous versus intranasal modified-live virus booster vaccination against bovine respiratory disease in pre-weaning beef calves that had received primary vaccination by the intranasal route.](#)

Palomares RA, Bittar JHJ, Woolums AR, Hoyos-Jaramillo A, Hurley DJ, Saliki JT, Ferrer MS, Bullington AC, Rodriguez A, Murray T, Thoresen M, Jones K, Stoskute A. *Vet Immunol Immunopathol.* 2021 Jul;237:110254. doi: 10.1016/j.vetimm.2021.110254. Epub 2021 May 24. PMID: 34034143

[COVID-19 vaccines and thrombosis with thrombocytopenia syndrome.](#)

Lai CC, Ko WC, Chen CJ, Chen PY, Huang YC, Lee PI, Hsueh PR. *Expert Rev Vaccines.* 2021 Jul 8:1-9. doi: 10.1080/14760584.2021.1949294. Online ahead of print. PMID: 34176415

[Construction and immune efficacy of recombinant \*Lactobacillus casei\* expressing OmpA1 of \*Aeromonas veronii\* C5-1 as molecular adjuvant.](#)

Lin-Zhao Z, Tong-Yang B, Yi-Xuan Y, Ning-Guo S, Xing-Zhang D, Nan-Ji S, Lv B, Huan-Kang Y, Feng-Shan X, Mei-Shi Q, Wen-Sun W, Dong-Qian A. *Microb Pathog.* 2021 Jul;156:104827. doi: 10.1016/j.micpath.2021.104827. Epub 2021 Apr 21. PMID: 33892129

[Stable trimer formation of spike protein from porcine epidemic diarrhea virus improves the efficiency of secretory production in silkworms and induces neutralizing antibodies in mice.](#)

Masuda A, Lee JM, Miyata T, Ebihara T, Kakino K, Hino M, Fujita R, Mon H, Kusakabe T. *Vet Res.* 2021 Jul 7;52(1):102. doi: 10.1186/s13567-021-00971-5. PMID: 34233749

[Development of combination vaccine conferring optimal protection against six pore-forming toxins of \*Staphylococcus aureus\*.](#)

Zhang QF, Jiang TT, Mao X, Kim JD, Ahn DH, Jung Y, Bae T, Lee BL. *Infect Immun.* 2021 Jul 6:IAI0034221. doi: 10.1128/IAI.00342-21. Online ahead of print. PMID: 34227839

[The influence of intranasal peste des petits ruminants \(PPR\) vaccine administration alone or with phyto-genic mucoadhesive delivery system on PPR outbreak outcomes in goats.](#)

Ezeasor CK, Emikpe BO, Shoyinka SV, Sabri MY. *J Immunoassay Immunochem.* 2021 Jul 4;42(4):424-443. doi: 10.1080/15321819.2021.1895216. Epub 2021 Mar 16. PMID: 33724901

[The impact of pneumococcal conjugate vaccine-13 on the incidence of pediatric community-acquired bacteremia.](#)

Dabaja-Younis H, Geller D, Geffen Y, Almog R, Kassis I. *Eur J Clin Microbiol Infect Dis.* 2021 Jul;40(7):1433-1439. doi: 10.1007/s10096-021-04167-9. Epub 2021 Feb 3. PMID: 33537906

[The Epidemiological and Financial Effects of Pneumococcal Vaccination on Otitis Media Related Admissions in the United States.](#)

Grobman A, Reddy P, Wolfowitz A, Sylvester M, Angeli SI. *Ann Otol Rhinol Laryngol.* 2021 Jul;130(7):760-768. doi: 10.1177/0003489420971340. Epub 2020 Nov 12. PMID: 33183064

[Adverse reactions to Pfizer-BioNTech vaccination of healthcare workers at Malta's state hospital.](#)

Cuschieri S, Borg M, Agius S, Souness J, Brincat A, Grech V. *Int J Clin Pract.* 2021 Jul 6:e14605. doi: 10.1111/ijcp.14605. Online ahead of print. PMID: 34228863

[Recurrent frameshift neoantigen vaccine elicits protective immunity with reduced tumor burden and improved overall survival in a Lynch syndrome mouse model.](#)

Gebert J, Gelincik O, Oezcan-Wahlbrink M, Marshall JD, Hernandez-Sanchez A, Urban K, Long M, Cortes E, Tosti E, Katzenmaier EM, Song Y, Elsaadi A, Deng N, Vilar E, Fuchs V, Nelius N, Yuan, Ahadova A, Sei S, Shoemaker RH, Umar A, Wei L, Liu S, Bork P, Edelmann W, von Knebel Doeberitz M, Lipkin SM, Kloor M. *Gastroenterology*. 2021 Jul 2:S0016-5085(21)03187-5. doi: 10.1053/j.gastro.2021.06.073. Online ahead of print. PMID: 34224739

[Implications of defective immune responses in SARS-CoV-2 vaccinated organ transplant recipients.](#)

Heeger PS, Larsen CP, Segev DL. *Sci Immunol*. 2021 Jul 1;6(61):eabj6513. doi: 10.1126/sciimmunol.abj6513. PMID: 34210786

[Immunogenicity of the BNT162b2 COVID-19 mRNA vaccine and early clinical outcomes in patients with haematological malignancies in Lithuania: a national prospective cohort study.](#)

Maneikis K, Šablauskas K, Ringelevičiūtė U, Vaitekėnaitė V, Čekauskienė R, Kryžauskaitė L, Naumovas D, Banys V, Pečeliūnas V, Beinortas T, Griškevičius L. *Lancet Haematol*. 2021 Jul 2:S2352-3026(21)00169-1. doi: 10.1016/S2352-3026(21)00169-1. Online ahead of print. PMID: 34224668

[Recent advances in meningococcal B disease prevention: real-world evidence from 4CMenB vaccination.](#)

Martinón-Torres F, Banzhoff A, Azzari C, De Wals P, Marlow R, Marshall H, Pizza M, Rappuoli R, Bekkat-Berkani R. *J Infect*. 2021 Jul;83(1):17-26. doi: 10.1016/j.jinf.2021.04.031. Epub 2021 Apr 30. PMID: 33933528

[Optimizing COVID-19 vaccine distribution across the United States using deterministic and stochastic recurrent neural networks.](#)

Davahli MR, Karwowski W, Fiok K. *PLoS One*. 2021 Jul 6;16(7):e0253925. doi: 10.1371/journal.pone.0253925. eCollection 2021. PMID: 34228740

[Diverse contributions of avidity to the broad neutralization of Dengue virus by antibodies targeting the E dimer epitope.](#)

Rommel JL, Frei JC, Butler SE, Lai JR, Ackerman ME. *Virology*. 2021 Jul;559:57-64. doi: 10.1016/j.virol.2021.03.013. Epub 2021 Mar 30. PMID: 33819753

[Improvement strategies of food supply chain through novel food processing technologies during COVID-19 pandemic.](#)

Chitrakar B, Zhang M, Bhandari B. *Food Control*. 2021 Jul;125:108010. doi: 10.1016/j.foodcont.2021.108010. Epub 2021 Feb 27. PMID: 33679006

[Investigation of Cysteine Modifications in Recombinant Protein Tetanus Toxoid Heavy Chain Fragment C.](#)

Cai CX, Schneck NA, Cozine T, Ivleva VB, Ragheb D, Gollapudi D, Patel A, Barefoot N, Gowetski DB, Lei QP. *J Am Soc Mass Spectrom*. 2021 Jul 7;32(7):1837-1840. doi: 10.1021/jasms.1c00075. Epub 2021 Jun 24. PMID: 34167299

[Using simulated infectious disease outbreaks to inform site selection and sample size for individually randomized vaccine trials during an ongoing epidemic.](#)

Madewell ZJ, Pastore Y Piontti A, Zhang Q, Burton N, Yang Y, Longini IM, Halloran ME, Vespignani A, Dean NE. Clin Trials. 2021 Jul 3:17407745211028898. doi: 10.1177/17407745211028898. Online ahead of print. PMID: 34218667

[Decreased infectivity following BNT162b2 vaccination: A prospective cohort study in Israel.](#)

Regev-Yochay G, Amit S, Bergwerk M, Lipsitch M, Leshem E, Kahn R, Lustig Y, Cohen C, Doolman R, Ziv A, Novikov I, Rubin C, Gimpelevich I, Huppert A, Rahav G, Afek A, Kreiss Y. Lancet Reg Health Eur. 2021 Aug;7:100150. doi: 10.1016/j.lanepe.2021.100150. Epub 2021 Jul 7. PMID: 34250518

[Humoral and cellular immunogenicity and safety following a booster dose of a tetravalent dengue vaccine 5+ years after completion of the primary series in Singapore: 2-year follow-up of a randomized phase II, placebo-controlled trial.](#)

Park J, Archuleta S, Oh MH, Shek LP, Wang H, Bonaparte M, Frago C, Bouckenooghe A, Jantet-Blaudez F, Begue S, Gimenez-Fourage S, Pagnon A. Hum Vaccin Immunother. 2021 Jul 3;17(7):2107-2116. doi: 10.1080/21645515.2020.1861875. Epub 2021 Feb 24. PMID: 33626291

[Poor humoral and T-cell response to two-dose SARS-CoV-2 messenger RNA vaccine BNT162b2 in cardiothoracic transplant recipients.](#)

Schramm R, Costard-Jäckle A, Rivinius R, Fischer B, Müller B, Boeken U, Haneya A, Provaznik Z, Knabbe C, Gummert J. Clin Res Cardiol. 2021 Jul 9:1-8. doi: 10.1007/s00392-021-01880-5. Online ahead of print. PMID: 34241676

[Cost-effectiveness of adding a birth dose of hepatitis B vaccine in the Dafra district of the Hauts-Bassins Region in Burkina Faso \(NeoVac Study\).](#)

Gosset A, Diallo MY, Betsem E, Schaeffer L, Meda N, Vray M, Sombie R, Shimakawa Y, Boyer S. Vaccine. 2021 Jul 5:S0264-410X(21)00809-4. doi: 10.1016/j.vaccine.2021.06.059. Online ahead of print. PMID: 34238606

[Glycoconjugates, hypothetical proteins, and post-translational modification: Importance in host-pathogen interaction and antitubercular intervention development.](#)

Arega AM, Mahapatra RK. Chem Biol Drug Des. 2021 Jul;98(1):30-48. doi: 10.1111/cbdd.13845. Epub 2021 May 3. PMID: 33838076

[SARS-CoV-2 RBD-Tetanus Toxoid Conjugate Vaccine Induces a Strong Neutralizing Immunity in Preclinical Studies.](#)

Valdes-Balbin Y, Santana-Mederos D, Quintero L, Fernández S, Rodríguez L, Sanchez Ramirez B, Perez-Nicado R, Acosta C, Méndez Y, Ricardo MG, Hernandez T, Bergado G, Pi F, Valdes A, Carmenate T, Ramirez U, Oliva R, Soubal JP, Garrido R, Cardoso F, Landys M, Gonzalez H, Farinas M, Enriquez J, Noa E, Suarez A, Fang C, Espinosa LA, Ramos Y, González LJ, Climent Y, Rojas G, Relova-Hernández E, Cabrera Infante Y, Losada SL, Boggiano T, Ojito E, León K, Chiodo F, Paquet F, Chen GW, Rivera DG, Garcia-Rivera D, Verez Bencomo V. ACS Chem Biol. 2021 Jul 4. doi: 10.1021/acscchembio.1c00272. Online ahead of print. PMID: 34219448

[Hypotheses behind the very rare cases of thrombosis with thrombocytopenia syndrome after SARS-CoV-2 vaccination.](#)



Doux fils J, Favresse J, Dogné JM, Lecompte T, Susen S, Cordonnier C, Lebreton A, Gosselin R, Sié P, Pernod G, Gruel Y, Nguyen P, Vayne C, Mullier F. *Thromb Res.* 2021 Jul;203:163-171. doi: 10.1016/j.thromres.2021.05.010. Epub 2021 May 15. PMID: 34029848

[An investigation on protective effects of the new killed vaccine against nervous necrosis virus \(NNV\) using histopathology and immunohistochemistry approach on the brain and eye tissues of \*Acipenser stellatus\* Pallas 1771.](#)

Afsharipour E, Zorriehzahra MJ, Azari Takami G, Kakoolaki S, Motallebi AA, Sharifpour I, Faggio C, Filippo Peritore A, Di Paola D. *Fish Shellfish Immunol.* 2021 Jul 2;116:91-97. doi: 10.1016/j.fsi.2021.06.018. Online ahead of print. PMID: 34224855

[Characterization of HIV-1 virus-like particles and determination of Gag stoichiometry for different production platforms.](#)

Lavado-García J, Jorge I, Boix-Besora A, Vázquez J, Gòdia F, Cervera L. *Biotechnol Bioeng.* 2021 Jul;118(7):2660-2675. doi: 10.1002/bit.27786. Epub 2021 Apr 23. PMID: 33844274

[Influenza and pneumococcal vaccination coverage in Latin American patients with systemic lupus erythematosus: a cross-sectional and comparative study.](#)

Chiganer EH, Ochi BC, Lessa CF. *Adv Rheumatol.* 2021 Jul 8;61(1):46. doi: 10.1186/s42358-021-00197-1. PMID: 34238387

[Prevalence of oral human papillomavirus infection: Impact of sex, race/ethnicity and vaccination status.](#)

Berenson AB, Hirth JM, Chang M. *Clin Infect Dis.* 2021 Jul 4:ciab605. doi: 10.1093/cid/ciab605. Online ahead of print. PMID: 34218280

[A Call for Caution in Use of Pertussis Vaccine Effectiveness Studies to Estimate Waning Immunity: A Canadian Immunization Research Network Study.](#)

Crowcroft NS, Schwartz KL, Savage RD, Chen C, Johnson C, Li Y, Marchand-Austin A, Bolotin S, Deeks SL, Jamieson FB, Drews SJ, Russell ML, Svenson LW, Simmonds K, Righolt CH, Bell C, Mahmud SM, Kwong JC. *Clin Infect Dis.* 2021 Jul 1;73(1):83-90. doi: 10.1093/cid/ciaa518. PMID: 32384142

[Vaccine-induced immune thrombotic thrombocytopenia after vaccination against Covid-19: A clinical dilemma for clinicians and patients.](#)

Mohseni Afshar Z, Babazadeh A, Janbakhsh A, Afsharian M, Saleki K, Barary M, Ebrahimpour S. *Rev Med Virol.* 2021 Jul 1:e2273. doi: 10.1002/rmv.2273. Online ahead of print. PMID: 34197678

[Expression of SARS-CoV-2 surface glycoprotein fragment 319-640 in \*E. coli\*, and its refolding and purification.](#)

Fitzgerald GA, Komarov A, Kaznadzey A, Mazo I, Kireeva ML. *Protein Expr Purif.* 2021 Jul;183:105861. doi: 10.1016/j.pep.2021.105861. Epub 2021 Mar 2. PMID: 33667651

[Tumor antigens heterogeneity and immune response-targeting neoantigens in breast cancer.](#)

Benvenuto M, Focaccetti C, Izzi V, Masuelli L, Modesti A, Bei R. *Semin Cancer Biol.* 2021 Jul;72:65-75. doi: 10.1016/j.semcancer.2019.10.023. Epub 2019 Nov 4. PMID: 31698088

[Vaccination-hesitancy and vaccination-inequality as challenges in Pakistan's COVID-19 response.](#)

Perveen S, Akram M, Nasar A, Arshad-Ayaz A, Naseem A. J Community Psychol. 2021 Jul 3. doi: 10.1002/jcop.22652. Online ahead of print. PMID: 34217150

[Trust, emotions and risks: Pregnant women's perceptions, confidence and decision-making practices around maternal vaccination in France.](#)

Karafillakis E, Francis MR, Paterson P, Larson HJ. Vaccine. 2021 Jul 5;39(30):4117-4125. doi: 10.1016/j.vaccine.2021.05.096. Epub 2021 Jun 4. PMID: 34099326

[COVID-19 vaccination and low cervical lymphadenopathy in the two week neck lump clinic - a follow up audit.](#)

Mitchell OR, Couzins M, Dave R, Bekker J, Brennan PA. Br J Oral Maxillofac Surg. 2021 Jul;59(6):720-721. doi: 10.1016/j.bjoms.2021.04.008. Epub 2021 Apr 21. PMID: 33947605

[Health information technology utilization and impact on COVID-19 vaccination.](#)

Prescott GM, Prescott WA Jr. J Am Pharm Assoc (2003). 2021 Jul-Aug;61(4):e230-e232. doi: 10.1016/j.japh.2021.03.020. Epub 2021 Apr 1. PMID: 33858807

[\[Human papillomavirus and systemic lupus erythematosus\].](#)

David E, Belot A, Lega JC, Durieu I, Rousset-Jablonski C. Rev Med Interne. 2021 Jul;42(7):498-504. doi: 10.1016/j.revmed.2020.12.009. Epub 2021 Jan 21. PMID: 33485700

[Novel and emerging mutations of SARS-CoV-2: Biomedical implications.](#)

Mohammadi E, Shafiee F, Shahzamani K, Ranjbar MM, Alibakhshi A, Ahangarzadeh S, Beikmohammadi L, Shariati L, Hooshmandi S, Ataei B, Javanmard SH. Biomed Pharmacother. 2021 Jul;139:111599. doi: 10.1016/j.biopha.2021.111599. Epub 2021 Apr 23. PMID: 33915502

[Deaths associated with newly launched SARS-CoV-2 vaccination \(Comirnaty®\).](#)

Edler C, Klein A, Schröder AS, Sperhake JP, Ondruschka B. Leg Med (Tokyo). 2021 Jul;51:101895. doi: 10.1016/j.legalmed.2021.101895. Epub 2021 Apr 17. PMID: 33895650

[Cost effectiveness of typhoid vaccination in India.](#)

Chauhan AS, Kapoor I, Rana SK, Kumar D, Gupta M, John J, Kang G, Prinja S. Vaccine. 2021 Jul 5;39(30):4089-4098. doi: 10.1016/j.vaccine.2021.06.003. Epub 2021 Jun 10. PMID: 34120765

[Experimental efficacy of a trivalent vaccine containing porcine circovirus types 2a/b \(PCV2a/b\) and Mycoplasma hyopneumoniae against PCV2d and M. hyopneumoniae challenges.](#)

Yang S, Oh T, Park KH, Cho H, Suh J, Chae C. Vet Microbiol. 2021 Jul;258:109100. doi: 10.1016/j.vetmic.2021.109100. Epub 2021 May 4. PMID: 33984792

[The estimated burden of 15 vaccine-preventable diseases from 2008 to 2020 in Japan: A transition by the COVID-19 pandemic.](#)

Kitano T. J Infect Chemother. 2021 Jul 5:S1341-321X(21)00183-5. doi: 10.1016/j.jiac.2021.06.021. Online ahead of print. PMID: 34244054

[Displaying epitope B and epitope 7 of porcine reproductive and respiratory syndrome virus on virus like particles of porcine circovirus type 2 provides partial protection to pigs.](#)

Li G, Liu L, Xu B, Hu J, Kuang H, Wang X, Wang L, Cui X, Sun H, Rong J. J Vet Med Sci. 2021 Jul 7. doi: 10.1292/jvms.20-0543. Online ahead of print. PMID: 34234054

[Changes in Strength of Recommendation and Perceived Barriers to Human Papillomavirus Vaccination: Longitudinal Analysis of Primary Care Physicians, 2008-2018.](#)

Cataldi JR, O'Leary ST, Markowitz LE, Allison MA, Crane LA, Hurley LP, Brtnikova M, Beaty BL, Gorman C, Meites E, Lindley MC, Kempe A. J Pediatr. 2021 Jul;234:149-157.e3. doi: 10.1016/j.jpeds.2021.03.002. Epub 2021 Mar 6. PMID: 33689710

[Impact of pharmacist intervention on completion of recombinant zoster vaccine series in a community pharmacy.](#)

Tyler R, Kile S, Strain O, Kennedy CA, Foster KT. J Am Pharm Assoc (2003). 2021 Jul-Aug;61(4S):S12-S16. doi: 10.1016/j.japh.2020.09.010. Epub 2020 Oct 9. PMID: 33041200

[Optimal human papillomavirus vaccination strategies to prevent cervical cancer in low-income and middle-income countries in the context of limited resources: a mathematical modelling analysis.](#)

Drolet M, Laprise JF, Martin D, Jit M, Bénard É, Gingras G, Boily MC, Alary M, Baussano I, Hutubessy R, Brisson M. Lancet Infect Dis. 2021 Jul 7:S1473-3099(20)30860-4. doi: 10.1016/S1473-3099(20)30860-4. Online ahead of print. PMID: 34245682

[COVID-19 Vaccines Complicate Breast Screening.](#)

[No authors listed] Cancer Discov. 2021 Jul 7. doi: 10.1158/2159-8290.CD-NB2021-0366. Online ahead of print. PMID: 34233902

[Factors associated with influenza vaccination acceptance in Mexican healthcare workers: A multicenter cross-sectional study.](#)

Ochoa-Hein E, Gutiérrez-López EN, Torres-Eraza DS, Núñez-Caamal NJ, Martínez-Longoria CA, García-Bonilla LA, Rivera-Fernández Galán B, Monroy-Colín VA, Prado-González TJ, Vilar-Compte D, Huertas-Jiménez MA, Chávez-Ríos AR, Haro-Osnaya A, Colín-González KK, de Paz-García R, Vázquez-Andrade A, Romero-Oliveros C, Galindo-Fraga A. Prev Med. 2021 Jul;148:106560. doi: 10.1016/j.ypmed.2021.106560. Epub 2021 Apr 14. PMID: 33864859

[Tralokinumab does not impact vaccine-induced immune responses: Results from a 30-week, randomized, placebo-controlled trial in adults with moderate-to-severe atopic dermatitis.](#)

Merola JF, Bagel J, Almgren P, Røpke MA, Lophaven KW, Vest NS, Grewal P. J Am Acad Dermatol. 2021 Jul;85(1):71-78. doi: 10.1016/j.jaad.2021.03.032. Epub 2021 Mar 17. PMID: 33744356

[Invasive pneumococcal disease in children under 60 months before and after availability of 13-valent conjugate vaccine.](#)

Martínez-Osorio J, García-García JJ, Moraga-Llop F, Díaz A, Hernández S, Solé-Ribalta A, González-Peris S, Izquierdo C, Esteva C, Codina G, Planes AM, Uriona S, Campins M, Ciruela P, Salleras L, Domínguez Á, Muñoz-Almagro C, de Sevilla MF. An Pediatr (Engl Ed). 2021 Jul 6:S2341-2879(21)00113-7. doi: 10.1016/j.anpede.2021.06.005. Online ahead of print. PMID: 34238710

[Natural history of disease in cynomolgus monkeys exposed to Ebola virus Kikwit strain demonstrates the reliability of this non-human primate model for Ebola virus disease.](#)

Niemuth NA, Fallacara D, Triplett CA, Tamrakar SM, Rajbhandari A, Florence C, Ward L, Griffiths A, Carrion R Jr, Goez-Gazi Y, Alfson KJ, Staples HM, Brasel T, Comer JE, Massey S, Smith J, Kocsis A,

Lowry J, Johnston SC, Nalca A, Goff AJ, Shurtleff AC, Pitt ML, Trefry J, Fay MP. PLoS One. 2021 Jul 2;16(7):e0252874. doi: 10.1371/journal.pone.0252874. eCollection 2021. PMID: 34214118

[Prophylactic Dendritic Cell Vaccination in Experimental Breast Cancer Controls Immunity and Hepatic Metastases.](#)

Vieira JF, Peixoto AP, Murta EFC, Michelin MA. Anticancer Res. 2021 Jul;41(7):3419-3427. doi: 10.21873/anticancerres.15129. PMID: 34230137

[Levels of hepatitis B antibody titers are affected by age and doses gap time in children from a high endemic area of the western Amazon.](#)

Gomes LC, Sanson MCG, Brainin P, de Melo MDCV, de Souza RM, Mazaro J, Lima KO, Resende JS, Vieira IVM, Mesquita EDS, Matos LO, Dutra ICS, Palmisano G, Wrenger C, Marinho CRF, da Silva RDSU. PLoS One. 2021 Jul 1;16(7):e0253752. doi: 10.1371/journal.pone.0253752. eCollection 2021. PMID: 3419751

[An observational study to identify the prevalence of thrombocytopenia and anti-PF4/polyanion antibodies in Norwegian health care workers after COVID-19 vaccination.](#)

Sørvoll IH, Horvei KD, Ernsten SL, Laegreid IJ, Lund S, Grønli RH, Olsen MK, Jacobsen HK, Eriksson A, Halstensen AM, Tjønnfjord E, Ghanima W, Ahlen MT. J Thromb Haemost. 2021 Jul;19(7):1813-1818. doi: 10.1111/jth.15352. Epub 2021 May 18. PMID: 33909350

[Montanide™ ISA 763A VG and ISA 761 VG induce different immune pathway responses in rainbow trout \(\*Oncorhynchus mykiss\*\) when used as adjuvant for an \*Aeromonas salmonicida\* bacterin.](#)

Veenstra KA, Wang T, Russell KS, Tubbs L, Ben Arous J, Secombes CJ. Fish Shellfish Immunol. 2021 Jul;114:171-183. doi: 10.1016/j.fsi.2021.04.024. Epub 2021 Apr 30. PMID: 33940174

[Heat-killed \*Propionibacterium acnes\* augment the protective effect of 28-kDa glutathione S-transferases antigen against \*Schistosoma mansoni\* infection.](#)

Lam HYP, Yang TH, Liang TR, Cheng PC, Chang KC, Peng SY. Acta Trop. 2021 Jul 3;222:106033. doi: 10.1016/j.actatropica.2021.106033. Online ahead of print. PMID: 34224719

[Biomaterial vaccines capturing pathogen-associated molecular patterns protect against bacterial infections and septic shock.](#)

Super M, Doherty EJ, Cartwright MJ, Seiler BT, Langellotto F, Dimitrakakis N, White DA, Stafford AG, Karkada M, Graveline AR, Horgan CL, Lightbown KR, Urena FR, Yeager CD, Rifai SA, Dellacherie MO, Li AW, Leese-Thompson C, Ijaz H, Jiang AR, Chandrasekhar V, Scott JM, Lightbown SL, Ingber DE, Mooney DJ. Nat Biomed Eng. 2021 Jul 8. doi: 10.1038/s41551-021-00756-3. Online ahead of print. PMID: 34239117

[The efficacy of vaccination to prevent human papilloma viruses infection at anal and oral: a systematic review and meta-analysis.](#)

Zhang J, Qin Z, Lou C, Huang J, Xiong Y. Public Health. 2021 Jul 3;196:165-171. doi: 10.1016/j.puhe.2021.05.012. Online ahead of print. PMID: 34229128

[Mast cells modulate early responses to \*Mycobacterium bovis\* Bacillus Calmette-Guerin by phagocytosis and formation of extracellular traps.](#)

Naqvi N, Srivastava R, Naskar P, Puri N. Cell Immunol. 2021 Jul;365:104380. doi: 10.1016/j.cellimm.2021.104380. Epub 2021 May 16. PMID: 34049012

[Cross-protection of recombinant Pasteurella multocida toxin proteins against atrophic rhinitis in mice.](#)

Wu MC, Lo YT, Wu HC, Wang HY, Chu CY. Res Vet Sci. 2021 Jul;137:138-143. doi: 10.1016/j.rvsc.2021.05.002. Epub 2021 May 4. PMID: 33975192

[Do people reduce compliance with COVID-19 guidelines following vaccination? A longitudinal analysis of matched UK adults.](#)

Wright L, Steptoe A, Mak HW, Fancourt D. J Epidemiol Community Health. 2021 Jul 8;jech-2021-217179. doi: 10.1136/jech-2021-217179. Online ahead of print. PMID: 34244309

[Immunoprotectivity of Valine-glycine repeat protein G, a potent mediator of pathogenicity, against Acinetobacter baumannii.](#)

Pazoki M, Darvish Alipour Astaneh S, Ramezanalizadeh F, Jahangiri A, Rasooli I. Mol Immunol. 2021 Jul;135:276-284. doi: 10.1016/j.molimm.2021.04.026. Epub 2021 Apr 30. PMID: 33940514

[Production of the sheep pox virus structural protein SPPV117 in tobacco chloroplasts.](#)

Stanbekova G, Beisenov D, Nizkorodova A, Iskakov B, Warzecha H. Biotechnol Lett. 2021 Jul;43(7):1475-1485. doi: 10.1007/s10529-021-03117-x. Epub 2021 Apr 2. PMID: 33797655

[Pertussis in infants in Nordic countries.](#)

Bhavsar A, Mertsola J, Poulsen A, Silfverdal SA. Acta Paediatr. 2021 Jul;110(7):2040-2044. doi: 10.1111/apa.15800. Epub 2021 Feb 25. PMID: 33555063

[Immunological mechanisms of vaccine-induced protection against COVID-19 in humans.](#)

Sadarangani M, Marchant A, Kollmann TR. Nat Rev Immunol. 2021 Jul 1:1-10. doi: 10.1038/s41577-021-00578-z. Online ahead of print. PMID: 34211186

[The next three epochs: Health system challenges amidst and beyond the COVID-19 era.](#)

Arora AK. Int J Health Plann Manage. 2021 Jul;36(4):1366-1369. doi: 10.1002/hpm.3175. Epub 2021 Apr 17. PMID: 33864300

[COVID-19 vaccines: What dermatologists should know?](#)

Ayatollahi A, Hosseini H, Firooz R, Alireza F. Dermatol Ther. 2021 Jul 7:e15056. doi: 10.1111/dth.15056. Online ahead of print. PMID: 34232548

[Evaluating the potential economic and health impact of rotavirus vaccination in 63 middle-income countries not eligible for Gavi funding: a modelling study.](#)

Debellut F, Clark A, Pecenka C, Tate J, Baral R, Sanderson C, Parashar U, Atherly D. Lancet Glob Health. 2021 Jul;9(7):e942-e956. doi: 10.1016/S2214-109X(21)00167-4. Epub 2021 Apr 20. PMID: 33891885

[Sequence analysis of Plasmodium vivax Duffy binding proteins reveals the presence of unique haplotypes and diversifying selection in Ethiopian isolates.](#)

Golassa L, Messele A, Oriero EC, Amambua-Ngwa A. Malar J. 2021 Jul 10;20(1):312. doi: 10.1186/s12936-021-03843-7. PMID: 34246262



[\[Subjective well-being and ability to work of hospital staff after SARS-CoV2 immunization with the mRNA vaccine BNT162b2\].](#)

Kalbhenn J, Hammer T, Hug M, Dürschmied D, Wenz F, Steinmann D. Dtsch Med Wochenschr. 2021 Jul 9. doi: 10.1055/a-1520-2127. Online ahead of print. PMID: 34243217

[The adjuvanted recombinant zoster vaccine is efficacious and safe in Asian adults 50 years of age: a sub-cohort analysis of the ZOE-50 and ZOE-70 randomized trials.](#)

Kim JH, Diaz-Decaro J, Jiang N, Hwang SJ, Choo EJ, Co M, Hastie A, Hui DSC, Irimajiri J, Lee J, Leung EM, Tang H, Tsuru T, Watson P, Wu Z, Yu CJ, Yuan Y, Zahaf T, Cunningham AL, Schuind A. Hum Vaccin Immunother. 2021 Jul 3;17(7):2050-2057. doi: 10.1080/21645515.2020.1859321. Epub 2021 Feb 19. PMID: 33606577

[Reduction in self-reported influenza-like-illness in school children and household members following influenza vaccine administration - a cohort study, Israel, 2016-7.](#)

Shviro Roseman N, Bilenko N, Sheffer R, Mor Z. Isr J Health Policy Res. 2021 Jul 5;10(1):38. doi: 10.1186/s13584-021-00478-6. PMID: 34225814

[Stable Incidence of Invasive Pneumococcal Disease in Children in Northern France From 2014 Through 2018.](#)

Coronas E, Martinot A, Varon E, Wallet F, Dubos F; Hospital Network for Evaluating the Management of Common Childhood Diseases. Pediatr Infect Dis J. 2021 Jul 1;40(7):688-693. doi: 10.1097/INF.0000000000003095. PMID: 34097661

[Characterization and protective activity of monoclonal antibodies directed against Fe \(3+\) ABC transporter substrate-binding protein of \*Glaesserella parasuis\*.](#)

Zhu K, Yu D, An J, Li Y. Vet Res. 2021 Jul 5;52(1):100. doi: 10.1186/s13567-021-00967-1. PMID: 34225787

[Effects of 13-valent pneumococcal conjugate vaccination of adults on lower respiratory tract infections and antibiotic use in primary care: secondary analysis of a double-blind randomized placebo-controlled study.](#)

van Werkhoven CH, Bolkenbaas M, Huijts SM, Verheij TJM, Bonten MJM. Clin Microbiol Infect. 2021 Jul;27(7):995-999. doi: 10.1016/j.cmi.2020.09.011. Epub 2020 Sep 22. PMID: 32971253

[Safety, immunogenicity, and transplacental antibody transport of conjugated and polysaccharide pneumococcal vaccines administered to pregnant women with HIV: a multicentre randomised controlled trial.](#)

Weinberg A, Muresan P, Laimon L, Pelton SI, Goldblatt D, Canniff J, Zimmer B, Bone F, Newton L, Fenton T, Kiely J, Johnson MJ, Joao EC, Santos BR, Machado ES, Pinto JA, Chakhtoura N, Duarte G, Mussi-Pinhata MM; NICHD P1091 study team. Lancet HIV. 2021 Jul;8(7):e408-e419. doi: 10.1016/S2352-3018(20)30339-8. Epub 2021 Apr 27. PMID: 33915104

[Pathogenicity and immunogenicity of a gl/gE/TK/UL13-gene-deleted variant pseudorabies virus strain in swine.](#)

Lv L, Liu X, Jiang C, Wang X, Cao M, Bai J, Jiang P. Vet Microbiol. 2021 Jul;258:109104. doi: 10.1016/j.vetmic.2021.109104. Epub 2021 May 8. PMID: 34004569

[The measles outbreak in Israel in 2018-19: lessons for COVID-19 pandemic.](#)

Stein-Zamir C, Levine H. Hum Vaccin Immunother. 2021 Jul 3;17(7):2085-2089. doi: 10.1080/21645515.2020.1866918. Epub 2021 Jan 22. PMID: 33481632

[Psychobehavioral Responses and Likelihood of Receiving COVID-19 Vaccines during the Pandemic, Hong Kong.](#)

Kwok KO, Li KK, Tang A, Tsoi MTF, Chan EYY, Tang JWT, Wong A, Wei WI, Wong SYS. Emerg Infect Dis. 2021 Jul;27(7):1802-1810. doi: 10.3201/eid2707.210054. PMID: 34152948

[Swine as biomedical animal model for T-cell research-Success and potential for transmittable and non-transmittable human diseases.](#)

Käser T. Mol Immunol. 2021 Jul;135:95-115. doi: 10.1016/j.molimm.2021.04.004. Epub 2021 Apr 17. PMID: 33873098

[Antibody epitopes in vaccine-induced immune thrombotic thrombocytopenia.](#)

Huynh A, Kelton JG, Arnold DM, Daka M, Nazy I. Nature. 2021 Jul 7. doi: 10.1038/s41586-021-03744-4. Online ahead of print. PMID: 34233346

[Inhibition of topoisomerase I shapes antitumor immunity through the induction of monocyte-derived dendritic cells.](#)

Lee JM, Shin KS, Koh CH, Song B, Jeon I, Park MH, Kim BS, Chung Y, Kang CY. Cancer Lett. 2021 Jul 3;520:38-47. doi: 10.1016/j.canlet.2021.06.031. Online ahead of print. PMID: 34224797

[Early changes in interferon gene expression and antibody responses following influenza vaccination in pregnant women.](#)

Giacomelli Cao R, Christian L, Xu Z, Jaramillo L, Smith B, Karlsson EA, Schultz-Cherry S, Mejias A, Ramilo O. J Infect Dis. 2021 Jul 1;jiab345. doi: 10.1093/infdis/jiab345. Online ahead of print. PMID: 34197595

[The politics of COVID-19 vaccination in middle-income countries: Lessons from Brazil.](#)

Fonseca EMD, Shadlen KC, Bastos FI. Soc Sci Med. 2021 Jul;281:114093. doi: 10.1016/j.socscimed.2021.114093. Epub 2021 Jun 2. PMID: 34144480

[SARS-CoV-2 variants, spike mutations and immune escape.](#)

Harvey WT, Carabelli AM, Jackson B, Gupta RK, Thomson EC, Harrison EM, Ludden C, Reeve R, Rambaut A; COVID-19 Genomics UK (COG-UK) Consortium, Peacock SJ, Robertson DL. Nat Rev Microbiol. 2021 Jul;19(7):409-424. doi: 10.1038/s41579-021-00573-0. Epub 2021 Jun 1. PMID: 34075212

[The investigation of mRNA vaccines formulated in liposomes administrated in multiple routes against SARS-CoV-2.](#)

Huang H, Zhang C, Yang S, Xiao W, Zheng Q, Song X. J Control Release. 2021 Jul 10;335:449-456. doi: 10.1016/j.jconrel.2021.05.024. Epub 2021 May 21. PMID: 34029632

[Recent Patents in Allergy and Immunology: Development and preclinical evaluation of a vaccine targeting IL-4 and IL-13 for the treatment of allergic asthma.](#)

Conde E, Bruhns P, Serra V, Reber LL. Allergy. 2021 Jul 5. doi: 10.1111/all.14998. Online ahead of print. PMID: 34224596

[The potential health and economic value of SARS-CoV-2 vaccination alongside physical distancing in the UK: a transmission model-based future scenario analysis and economic evaluation.](#)

Sandmann FG, Davies NG, Vassall A, Edmunds WJ, Jit M; Centre for the Mathematical Modelling of Infectious Diseases COVID-19 working group. *Lancet Infect Dis.* 2021 Jul;21(7):962-974. doi: 10.1016/S1473-3099(21)00079-7. Epub 2021 Mar 18. PMID: 33743846

[Pneumococcal Disease Outbreak at a State Prison, Alabama, USA, September 1-October 10, 2018<sup>1</sup>.](#)

Sanchez GV, Bourne CL, Davidson SL, Ellis M, Feldstein LR, Fay K, Brown NE, Geeter EF, Foster LL, Gilmore C, McIntyre MG, Taylor B, Velusamy S, Chochua S, Matanock AM. *Emerg Infect Dis.* 2021 Jul;27(7):1949-1952. doi: 10.3201/eid2707.203678. PMID: 34152958

[Detection of a SARS-CoV-2 P.1.1 variant lacking N501Y in a vaccinated Health Care worker in Italy.](#)

Angeletti S, Giovanetti M, Fogolari M, De Florio L, Francesconi M, Veralli R, Antonelli F, Donati D, Miccoli GA, Fonseca V, Benedetti F, Zella D, Riva E, Ciccozzi M. *J Infect.* 2021 Jul 5:S0163-4453(21)00325-X. doi: 10.1016/j.jinf.2021.06.026. Online ahead of print. PMID: 34237342

[Potentially preventable hospitalisations of people with intellectual disability in New South Wales.](#)

Weise JC, Srasuebkul P, Trollor JN. *Med J Aust.* 2021 Jul;215(1):31-36. doi: 10.5694/mja2.51088. Epub 2021 May 24. PMID: 34028026

[Estimating the economic burden of pneumococcal meningitis and pneumonia in northern Ghana in the African meningitis belt post-PCV13 introduction.](#)

Kobayashi M, Abdul-Karim A, Milucky JL, Zakariah A, Leidner AJ, Asiedu-Bekoe F, Opare D, Eleeza JB, Ofosu W, Walker C, Whitney CG, Lessa FC. *Vaccine.* 2021 Jul 1:S0264-410X(21)00793-3. doi: 10.1016/j.vaccine.2021.06.043. Online ahead of print. PMID: 34218962

[Feasibility and acceptability of a new integrated approach to control cystic echinococcosis in Morocco: Vaccination of sheep and anthelmintic treatment of dogs.](#)

Saadi A, Antoine-Moussiaux N, Sahibi H, Filali H, Marcotty T, Thys S. *Prev Vet Med.* 2021 Jul;192:105373. doi: 10.1016/j.prevetmed.2021.105373. Epub 2021 May 4. PMID: 33971556

[Intranodal Administration of Neoantigen Peptide-loaded Dendritic Cell Vaccine Elicits Epitope-specific T Cell Responses and Clinical Effects in a Patient with Chemorefractory Ovarian Cancer with Malignant Ascites.](#)

Morisaki T, Hikichi T, Onishi H, Morisaki T, Kubo M, Hirano T, Yoshimura S, Kiyotani K, Nakamura Y. *Immunol Invest.* 2021 Jul;50(5):562-579. doi: 10.1080/08820139.2020.1778721. Epub 2020 Jul 13. PMID: 32660279

[Newborn screening for severe combined immunodeficiency-Coming to a region near you soon.](#)

Elliman DAC, Gennery AR. *Clin Exp Immunol.* 2021 Jul 8. doi: 10.1111/cei.13642. Online ahead of print. PMID: 34235744

[Protecting individuals living with overweight and obesity: Attitudes and concerns toward COVID-19 vaccination in Canada.](#)

Vallis M, Glazer S. *Obesity (Silver Spring).* 2021 Jul;29(7):1128-1137. doi: 10.1002/oby.23182. PMID: 33774916

[mRNA-encoded, constitutively active STING<sup>V155M</sup> is a potent genetic adjuvant of antigen-specific CD8<sup>+</sup> T cell response.](#)

Tse SW, McKinney K, Walker W, Nguyen M, Iacovelli J, Small C, Hopson K, Zaks T, Huang E. Mol Ther. 2021 Jul 7;29(7):2227-2238. doi: 10.1016/j.ymthe.2021.03.002. Epub 2021 Mar 5. PMID: 33677092

[Author Contributions: Anne Bakke: Conceptualization, Methodology, Writing - original draft preparation, Writing - review & editing; Alexander Rebl: Conceptualization, Methodology; Petter Frost: Writing - review & editing; Sergey Afanasyev: Software and Data curation; Kristoffer Alnes Røyset: Methodology, Writing - review & editing; Tina Søfteland: Writing - review & editing; Hege Lund: Conceptualization, Writing - review & editing, Supervision; Preben Boysen: Conceptualization, Writing - review & editing, Supervision, Project administration and Funding acquisition; Aleksei Krasnov: Conceptualization, Methodology, Writing - original draft preparation, Writing - review & editing, Project administration and Funding acquisition. All authors have read and agreed to the published version of the manuscript. Effect of two constant light regimens on antibody profiles and immune gene expression in atlantic salmon following vaccination and experimental challenge with salmonid alphavirus.](#)

Bakke A, Rebl A, Frost P, Afanasyev S, Røyset KA, Søfteland T, Lund H, Boysen P, Krasnov A. Fish Shellfish Immunol. 2021 Jul 9:S1050-4648(21)00191-1. doi: 10.1016/j.fsi.2021.07.002. Online ahead of print. PMID: 34252544

[Aluminium adjuvants in vaccines - A way to modulate the immune response.](#)

Danielsson R, Eriksson H. Semin Cell Dev Biol. 2021 Jul;115:3-9. doi: 10.1016/j.semcdb.2020.12.008. Epub 2021 Jan 7. PMID: 33423930

[Long-term antibody response and protective effect induced by attenuated scorpion toxins: Involvement of memory plasma cells.](#)

Boussag-Abib L, Laraba-Djebari F. Immunobiology. 2021 Jul 2;226(4):152108. doi: 10.1016/j.imbio.2021.152108. Online ahead of print. PMID: 34247017

[Development and qualification of a fast, high-throughput and robust imaging-based neutralization assay for respiratory syncytial virus.](#)

Sun D, Hsu A, Bogardus L, Rubinstein LJ, Antonello JM, Gurney KB, Whiteman MC, Dellatore S. J Immunol Methods. 2021 Jul;494:113054. doi: 10.1016/j.jim.2021.113054. Epub 2021 Apr 15. PMID: 33845088

[Establishing a controlled hookworm human infection \(CHHI\) model for Africa: A report from the stakeholders meeting held in Lambaréné, Gabon, November 10-11, 2019.](#)

Alabi A, Hussain M, Hoogerwerf MA, Mengome CN, Egesa M, Driciru E, Wammes LJ, Kruize YCM, Sartono E, Adegnika AA, Kremsner PG, Yazdanbakhsh M, Agnandji ST. Arch Public Health. 2021 Jul 5;79(1):120. doi: 10.1186/s13690-021-00650-z. PMID: 34225793

[Twitter discourse reveals geographical and temporal variation in concerns about COVID-19 vaccines in the United States.](#)

Guntuku SC, Buttenheim AM, Sherman G, Merchant RM. Vaccine. 2021 Jul 5;39(30):4034-4038. doi: 10.1016/j.vaccine.2021.06.014. Epub 2021 Jun 9. PMID: 34140171

[Demystifying particle-based oral vaccines.](#)

Gonzalez-Cruz P, Gill HS. Expert Opin Drug Deliv. 2021 Jul 6:1-17. doi: 10.1080/17425247.2021.1946511. Online ahead of print. PMID: 34148474

[The existence, spread, and strategies for environmental monitoring and control of SARS-CoV-2 in environmental media.](#)

Liu Z, Skowron K, Grudlewska-Buda K, Wiktorczyk-Kapischke N. Sci Total Environ. 2021 Jul 7;795:148949. doi: 10.1016/j.scitotenv.2021.148949. Online ahead of print. PMID: 34252782

[Evaluation of a surrogate virus neutralization test for high-throughput serosurveillance of SARS-CoV-2.](#)

Mariën J, Michiels J, Heyndrickx L, Nkuba-Ndaye A, Ceulemans A, Bartholomeeusen K, Madinga J, Mbala-Kingebeni P, Vanlerberghe V, Ahuka-Mundeke S, Wang LF, Ariën KK. J Virol Methods. 2021 Jul 2:114228. doi: 10.1016/j.jviromet.2021.114228. Online ahead of print. PMID: 34224754

[Simultaneous Evaluation of a Vaccine Component Microheterogeneity and Conformational Integrity Using Native Mass Spectrometry and Limited Charge Reduction.](#)

Bobst CE, Sperry J, Friese OV, Kaltashov IA. J Am Soc Mass Spectrom. 2021 Jul 7;32(7):1631-1637. doi: 10.1021/jasms.1c00091. Epub 2021 May 18. PMID: 34006091

[Development of eruptive pseudoangiomatosis following COVID-19 immunization- apropos of 5 cases.](#)

Mohta A, Jain SK, Mehta RD, Arora A. J Eur Acad Dermatol Venereol. 2021 Jul 8. doi: 10.1111/jdv.17499. Online ahead of print. PMID: 34236736

[Socio-demographic and health factors drive the epidemic progression and should guide vaccination strategies for best COVID-19 containment.](#)

Markovič R, Šterk M, Marhl M, Perc M, Gosak M. Results Phys. 2021 Jul;26:104433. doi: 10.1016/j.rinp.2021.104433. Epub 2021 Jun 8. PMID: 34123716

[Do High-Risk Patients with Infected Puncture Wounds Get Appropriate Tetanus Prophylaxis?](#)

Truong DH, Malone M, La Fontaine J, Wukich DK, Oz O, Lavery LA. J Am Podiatr Med Assoc. 2021 Jul 6:20-146. doi: 10.7547/20-146. Online ahead of print. PMID: 34233358

[Designing an epitope vaccine against Dermatophagoides pteronyssinus: An in silico study.](#)

Adji A, Niode NJ, Memah VV, Posangi J, Wahongan GJP, Ophinni Y, Idroes R, Mahmud S, Emran TB, Nainu F, Tallei TE, Harapan H. Acta Trop. 2021 Jul 1;222:106028. doi: 10.1016/j.actatropica.2021.106028. Online ahead of print. PMID: 34217726

[Evidence of disorientation towards immunization on online social media after contrasting political communication on vaccines. Results from an analysis of Twitter data in Italy.](#)

Ajovalasit S, Dorgali VM, Mazza A, d'Onofrio A, Manfredi P. PLoS One. 2021 Jul 9;16(7):e0253569. doi: 10.1371/journal.pone.0253569. eCollection 2021. PMID: 34242253

[Epitope and Paratope Mapping by HDX-MS Combined with SPR Elucidates the Difference in Bactericidal Activity of Two Anti-NadA Monoclonal Antibodies.](#)

Grauslund LR, Calvaresi V, Pansegrau W, Norais N, Rand KD. J Am Soc Mass Spectrom. 2021 Jul 7;32(7):1575-1582. doi: 10.1021/jasms.0c00431. Epub 2021 Mar 8. PMID: 33683906



[Identification of promiscuous T cell epitopes on Mayaro virus structural proteins using immunoinformatics, molecular modeling, and QM:MM approaches.](#)

Silva MK, Gomes HSS, Silva OLT, Campanelli SE, Campos DMO, Araújo JMG, Fernandes JV, Fulco UL, Oliveira JIN. Infect Genet Evol. 2021 Jul;91:104826. doi: 10.1016/j.meegid.2021.104826. Epub 2021 Mar 27. PMID: 33781966

[Immunogenicity of sequential poliovirus vaccination schedules with different strains of poliomyelitis vaccines in Chongqing, China: a cross-sectional survey.](#)

Xu J, Wang Q, Kuang S, Rong R, Zhang Y, Fu X, Tang W. Hum Vaccin Immunother. 2021 Jul 3;17(7):2125-2131. doi: 10.1080/21645515.2020.1868269. Epub 2021 Mar 24. PMID: 33759702

[Vesicolous-bullous skin reactions induced by COVID-19 mRNA vaccine: report of four cases and review of the literature.](#)

Coto-Segura P, Fernández-Prada M, Mir-Bonafé M, García-García B, González-Iglesias I, Alonso-Penanes P, González-Guerrero M, Gutiérrez-Palacios A, Miranda-Martínez E, Martínón-Torres F. Clin Exp Dermatol. 2021 Jul 8. doi: 10.1111/ced.14835. Online ahead of print. PMID: 34236711

[Structural Modeling of the Treponema pallidum Outer Membrane Protein Repertoire: a Road Map for Deconvolution of Syphilis Pathogenesis and Development of a Syphilis Vaccine.](#)

Hawley KL, Montezuma-Rusca JM, Delgado KN, Singh N, Uversky VN, Caimano MJ, Radolf JD, Luthra A. J Bacteriol. 2021 Jul 8;203(15):e0008221. doi: 10.1128/JB.00082-21. Epub 2021 Jul 8. PMID: 33972353

[Building trust in the quality of vaccines.](#)

Atouf F, Chakrabarti R, Uppal A. Hum Vaccin Immunother. 2021 Jul 1:1-3. doi: 10.1080/21645515.2021.1929035. Online ahead of print. PMID: 34197244

[\[The corona pandemic and multiple sclerosis: vaccinations and their implications for patients-Part 1: recommendations\].](#)

Monschein T, Zrzavy T, Löbermann M, Winkelmann A, Berger T, Rommer P, Hartung HP, Zettl UK. Nervenarzt. 2021 Jul 7:1-7. doi: 10.1007/s00115-021-01155-4. Online ahead of print. PMID: 34232359

[COVID-19 and vaccination rollout in Fiji: Challenges caused by digital platform.](#)

Chand AA. Int J Surg. 2021 Jul;91:106001. doi: 10.1016/j.ijssu.2021.106001. Epub 2021 Jun 18. PMID: 34153530

[Assessing Community Vulnerability over 3 Waves of COVID-19 Pandemic, Hong Kong, China.](#)

Liao Q, Dong M, Yuan J, Fielding R, Cowling BJ, Wong IOL, Lam WWT. Emerg Infect Dis. 2021 Jul;27(7):1935-1939. doi: 10.3201/eid2707.204076. PMID: 34152957

[High Prevalence of Anal Oncogenic Human Papillomavirus Infection in Young Men Who Have Sex with Men Living in Bamako, Mali.](#)

Koyalta D, Mboumba Bouassa RS, Maiga A, Balde A, Bagendabanga JB, Alinity AA, Veyer D, Péré H, Bélec L. Infect Agent Cancer. 2021 Jul 1;16(1):51. doi: 10.1186/s13027-021-00385-0. PMID: 34210322

[Chimeric enterovirus 71 virus-like particle displaying conserved coxsackievirus A16 epitopes elicits potent immune responses and protects mice against lethal EV71 and CA16 infection.](#)

Luo J, Huo C, Qin H, Hu J, Lei L, Pan Z. *Vaccine*. 2021 Jul 5;39(30):4135-4143. doi: 10.1016/j.vaccine.2021.05.093. Epub 2021 Jun 9. PMID: 34116877

[Knowledge, attitude and practices \(KAP\) towards Anthrax among livestock farmers in selected rural areas of Bangladesh.](#)

Dutta PK, Biswas H, Ahmed JU, Shakif-UI-Azam M, Ahammed BMJ, Dey AR. *Vet Med Sci*. 2021 Jul 7. doi: 10.1002/vms3.561. Online ahead of print. PMID: 34232568

[The subtle interplay between gamma delta T lymphocytes and dendritic cells: is there a role for a therapeutic cancer vaccine in the era of combinatorial strategies?](#)

Galati D, Zanotta S, Bocchino M, De Filippi R, Pinto A. *Cancer Immunol Immunother*. 2021 Jul;70(7):1797-1809. doi: 10.1007/s00262-020-02805-3. Epub 2021 Jan 1. PMID: 33386466

[Distribution of virulence factors and its relatedness towards the antimicrobial response of enterotoxigenic Escherichia coli \(ETEC\) strains isolated from patients in Kolkata, India.](#)

Mondal I, Bhakat D, Chowdhury G, Manna A, Samanta S, Deb AK, Mukhopadhyay AK, Chatterjee NS. *J Appl Microbiol*. 2021 Jul 9. doi: 10.1111/jam.15206. Online ahead of print. PMID: 34242448

[Coronavirus Occurrence in the Household Influenza Vaccine Evaluation \(HIVE\) Cohort of Michigan Households: Reinfection Frequency and Serologic Responses to Seasonal and Severe Acute Respiratory Syndrome Coronaviruses.](#)

Petrie JG, Bazzi LA, McDermott AB, Follmann D, Esposito D, Hatcher C, Mateja A, Narpala SR, O'Connell SE, Martin ET, Monto AS. *J Infect Dis*. 2021 Jul 2;224(1):49-59. doi: 10.1093/infdis/jiab161. PMID: 33755731

[Bacterial cytoplasmic membranes synergistically enhance the antitumor activity of autologous cancer vaccines.](#)

Chen L, Qin H, Zhao R, Zhao X, Lin L, Chen Y, Lin Y, Li Y, Qin Y, Li Y, Liu S, Cheng K, Chen H, Shi J, Anderson GJ, Wu Y, Zhao Y, Nie G. *Sci Transl Med*. 2021 Jul 7;13(601):eabc2816. doi: 10.1126/scitranslmed.abc2816. PMID: 34233949

[Genetic and pathogenic characterization of a novel recombinant avian infectious bronchitis virus derived from GI-1, GI-13, GI-28, and GI-19 strains in Southwestern China.](#)

Yan W, Qiu R, Wang F, Fu X, Li H, Cui P, Zhai Y, Li C, Zhang L, Gu K, Zuo L, Lei C, Wang H, Yang X. *Poult Sci*. 2021 Jul;100(7):101210. doi: 10.1016/j.psj.2021.101210. Epub 2021 Apr 29. PMID: 34116353

[Mixed and nonvaccine high risk HPV types are associated with higher mortality in Black women with cervical cancer.](#)

Mendoza RP, Haidary T, Gabutan E, Zhou YY, Bukhari Z, Connelly C, Lee WC, Lee YC, Wadgaonkar R, Agrawal R, Haseeb MA, Gupta R. *Sci Rep*. 2021 Jul 7;11(1):14064. doi: 10.1038/s41598-021-93485-1. PMID: 34234252

[Real-time analysis of a mass vaccination effort confirms the safety of FDA-authorized mRNA COVID-19 vaccines.](#)

McMurry R, Lenehan P, Awasthi S, Silvert E, Puranik A, Pawlowski C, Venkatakrishnan AJ, Anand P, Agarwal V, O'Horo JC, Gores GJ, Williams AW, Badley AD, Halamka J, Virk A, Swift MD, Carlson K, Doddahonnaiah D, Metzger A, Kayal N, Berner G, Ramudu E, Carpenter C, Wagner T, Rajasekharan A,

Soundararajan V. Med (N Y). 2021 Jul 1. doi: 10.1016/j.medj.2021.06.006. Online ahead of print. PMID: 34230920

[Meningococcal vaccines in China.](#)

Xu Y, Li Y, Wang S, Li M, Xu M, Ye Q. Hum Vaccin Immunother. 2021 Jul 3;17(7):2197-2204. doi: 10.1080/21645515.2020.1857201. Epub 2021 Feb 10. PMID: 33566720

[\[Recommendations in Male HPV from the Portuguese Society of Andrology, Sexual Medicine and Reproduction: Prevention\].](#)

Eufrásio P, Jorge Pereira B, Graça B, Palmas A, Santiago F, Borges R, Bollini S, Rebelo T, Cardoso P, Tomada N, Vendeira P. Rev Int Androl. 2021 Jul-Sep;19(3):187-194. doi: 10.1016/j.androl.2020.01.005. Epub 2020 Jul 16. PMID: 32684425

[Integrating Reasoned Action Approach and Message Sidedness in the Era of Misinformation: The Case of HPV Vaccination Promotion.](#)

Xiao X, Su Y. J Health Commun. 2021 Jul 10:1-10. doi: 10.1080/10810730.2021.1950873. Online ahead of print. PMID: 34252003

[Diagnostic and treatment recommendations from the FACME ad-hoc expert working group on the management of cerebral venous sinus thrombosis associated with COVID-19 vaccination.](#)

FACME multidisciplinary working group on the management of cerebral venous sinus thrombosis associated with COVID-19 vaccination. Neurologia (Engl Ed). 2021 Jul-Aug;36(6):451-461. doi: 10.1016/j.nrleng.2021.05.001. Epub 2021 May 29. PMID: 34112621

[\[Diagnostic and treatment recommendations from the FACME ad-hoc expert working group on the management of cerebral venous sinus thrombosis associated with COVID-19 vaccination\].](#)

Grupo de trabajo multidisciplinar de FACME sobre el manejo de la trombosis venosa cerebral relacionada con la vacunación frente a COVID-19. Neurologia. 2021 Jul-Aug;36(6):451-461. doi: 10.1016/j.nrl.2021.05.001. Epub 2021 May 6. PMID: 33994625

[A recombinant Chinese measles virus vaccine strain rMV-Hu191 inhibits human colorectal cancer growth through inducing autophagy and apoptosis regulating by PI3K/AKT pathway.](#)

Zhang CD, Wang YL, Zhou DM, Zhu MY, Lv Y, Hao XQ, Qu CF, Chen Y, Gu WZ, Wu BQ, Chen PC, Zhao ZY. Transl Oncol. 2021 Jul;14(7):101091. doi: 10.1016/j.tranon.2021.101091. Epub 2021 Apr 10. PMID: 33848808

[Cutaneous reactions reported after Moderna and Pfizer COVID-19 vaccination: A registry-based study of 414 cases.](#)

McMahon DE, Amerson E, Rosenbach M, Lipoff JB, Moustafa D, Tyagi A, Desai SR, French LE, Lim HW, Thiers BH, Hruza GJ, Blumenthal KG, Fox LP, Freeman EE. J Am Acad Dermatol. 2021 Jul;85(1):46-55. doi: 10.1016/j.jaad.2021.03.092. Epub 2021 Apr 7. PMID: 33838206

[Maternal Self-Report of Tetanus Diphtheria Pertussis Vaccination during Pregnancy Correlates with Patient-Specific Electronic Medical Records.](#)

Song A, Sherin M, Cleary S, Spino C, Bernstein HH. J Pediatr. 2021 Jul;234:220-226. doi: 10.1016/j.jpeds.2021.03.015. Epub 2021 Mar 18. PMID: 33745997

[Is the second dose of vaccination useful in previously SARS-CoV-2-infected healthcare workers?](#)

Pean De Ponfilly G, Pilmis B, El Kaibi I, Castreau N, Laplanche S, Le Monnier A. Infect Dis Now. 2021 Jul 6:S2666-9919(21)00424-3. doi: 10.1016/j.idnow.2021.07.001. Online ahead of print. PMID: 34242841

[A flow cytometric assay to detect platelet-activating antibodies in VITT after ChAdOx1 nCov-19 vaccination.](#)

Handtke S, Wolff M, Zaninetti C, Wesche J, Schönborn L, Aurich K, Ulm L, Hübner NO, Becker K, Thiele T, Greinacher A. Blood. 2021 Jul 1;137(26):3656-3659. doi: 10.1182/blood.2021012064. PMID: 33945605

[The Optimal Strategy for Pertussis Vaccination: A Systematic Review and Meta-analysis of Randomized Control Trials and Real-World Data.](#)

Nguyen HS, Vo NP, Chen SY, Tam KW. Am J Obstet Gynecol. 2021 Jul 2:S0002-9378(21)00777-8. doi: 10.1016/j.ajog.2021.06.096. Online ahead of print. PMID: 34224687

[A single subcutaneous or intranasal immunization with adenovirus-based SARS-CoV-2 vaccine induces robust humoral and cellular immune responses in mice.](#)

Kim E, Weisel FJ, Balmert SC, Khan MS, Huang S, Erdos G, Kenniston TW, Carey CD, Joachim SM, Conter LJ, Weisel NM, Okba NMA, Haagmans BL, Percivalle E, Cassaniti I, Baldanti F, Korkmaz E, Shlomchik MJ, Falo LD Jr, Gambotto A. Eur J Immunol. 2021 Jul;51(7):1774-1784. doi: 10.1002/eji.202149167. Epub 2021 May 6. PMID: 33772778

[Correlation between polio immunization coverage and overall morbidity and mortality for COVID-19: an epidemiological study.](#)

Afify MA, Alqahtani RM, Alzamil MAM, Khorshid FA, Almarshedy SM, Alattas SG, Alrawaf TN, Bin-Jumah M, Abdel-Daim MM, Almohideb M. Environ Sci Pollut Res Int. 2021 Jul;28(26):34611-34618. doi: 10.1007/s11356-021-12861-6. Epub 2021 Mar 2. PMID: 33651292

[A minigene DNA vaccine encoding peptide epitopes derived from Galectin-1 has protective antitumoral effects in a model of neuroblastoma.](#)

Liebscher L, Weißenborn C, Langwisch S, Gohlke BO, Preissner R, Rabinovich GA, Christiansen N, Christiansen H, Zenclussen AC, Fest S. Cancer Lett. 2021 Jul 1;509:105-114. doi: 10.1016/j.canlet.2021.03.020. Epub 2021 Apr 10. PMID: 33848518

[Safety and efficacy of rabies immunoglobulin in pediatric patients with suspected exposure.](#)

Hobart-Porter N, Stein M, Toh N, Amega N, Nguyen HB, Linakis J. Hum Vaccin Immunother. 2021 Jul 3;17(7):2090-2096. doi: 10.1080/21645515.2020.1854000. Epub 2021 Feb 9. PMID: 33563087

[Surveillance of Pediatric Parapneumonic Effusion/Empyema in New Zealand.](#)

Rix-Trott K, Byrnes CA, Gilchrist CA, Matsas R, Walls T, Voss L, Mahon C, Dickson NP, Reed P, Best EJ. Pediatr Pulmonol. 2021 Jul 7. doi: 10.1002/ppul.25564. Online ahead of print. PMID: 34232567

[Extracellular vesicles and leishmaniasis: Current knowledge and promising avenues for future development.](#)

Dong G, Wagner V, Minguez-Menendez A, Fernandez-Prada C, Olivier M. Mol Immunol. 2021 Jul;135:73-83. doi: 10.1016/j.molimm.2021.04.003. Epub 2021 Apr 16. PMID: 33873096

[Effect of sanitizer on obliteration of SARS -CoV2/COVID 19: A mini review.](#)

Andal V, Lakshmipathy R, Jose D. Mater Today Proc. 2021 Jul 6. doi: 10.1016/j.matpr.2021.07.026. Online ahead of print. PMID: 34249617

[Mucosal immunity to poliovirus.](#)

Connor RI, Brickley EB, Wieland-Alter WF, Ackerman ME, Weiner JA, Modlin JF, Bandyopadhyay AS, Wright PF. Mucosal Immunol. 2021 Jul 8. doi: 10.1038/s41385-021-00428-0. Online ahead of print. PMID: 34239028

[Cerebral venous sinus thrombosis after ChAdOx1 nCov-19 vaccination with a misleading first cerebral MRI scan.](#)

Ikenberg B, Demleitner AF, Thiele T, Wiestler B, Götze K, Mößmer G, Lingor P. Stroke Vasc Neurol. 2021 Jul 8;svn-2021-001095. doi: 10.1136/svn-2021-001095. Online ahead of print. PMID: 34244448

[Safety and immunogenicity of an inactivated SARS-CoV-2 vaccine, BBV152: interim results from a double-blind, randomised, multicentre, phase 2 trial, and 3-month follow-up of a double-blind, randomised phase 1 trial.](#)

Ella R, Reddy S, Jogdand H, Sarangi V, Ganneru B, Prasad S, Das D, Raju D, Praturi U, Sapkal G, Yadav P, Reddy P, Verma S, Singh C, Redkar SV, Gillurkar CS, Kushwaha JS, Mohapatra S, Bhate A, Rai S, Panda S, Abraham P, Gupta N, Ella K, Bhargava B, Vadrevu KM. Lancet Infect Dis. 2021 Jul;21(7):950-961. doi: 10.1016/S1473-3099(21)00070-0. Epub 2021 Mar 8. PMID: 33705727

[Suboptimal vaccination coverage of recommended vaccines among French children with recurrent autoinflammatory fever syndromes: a study from the Juvenile Inflammatory Rheumatism cohort.](#)

Rollet-Cohen V, Mirete J, Dingulu G, Hofer F, Hofer M, Woerner A, Dommergues MA, Hentgen V. Clin Rheumatol. 2021 Jul;40(7):2855-2864. doi: 10.1007/s10067-020-05553-y. Epub 2021 Jan 13. PMID: 33439385

[Quantification and comparison of gene expression associated with iron regulation and metabolism in a virulent and attenuated strain of Flavobacterium psychrophilum.](#)

Bruce TJ, Ma J, Sudheesh PS, Cain KD. J Fish Dis. 2021 Jul;44(7):949-960. doi: 10.1111/jfd.13354. Epub 2021 Feb 16. PMID: 33591637

[Antibodies against severe acute respiratory syndrome coronavirus type 2 \(SARS-CoV-2\) in individuals with and without COVID-19 vaccination: A method comparison of two different commercially available serological assays from the same manufacturer.](#)

Mueller T. Clin Chim Acta. 2021 Jul;518:9-16. doi: 10.1016/j.cca.2021.03.007. Epub 2021 Mar 17. PMID: 33741357

[The frequency of interleukin-1 \$\beta\$ -producing monocytes is significantly associated with varicella-zoster responses of nursing home residents.](#)

Picard E, Bowdish DME, McElhaney JE, Pawelec G, Loeb M, Verschoor CP. Clin Exp Immunol. 2021 Jul;205(1):63-74. doi: 10.1111/cei.13593. Epub 2021 Apr 4. PMID: 33714219

[Effectiveness of the quadrivalent high-dose influenza vaccine for prevention of cardiovascular and respiratory events in people aged 65 years and above: Rationale and design of a real-world pragmatic randomized clinical trial.](#)



Hollingsworth R, Palmu A, Pepin S, Dupuy M, Shrestha A, Jokinen J, Syrjänen R, Nealon J, Samson S, De Bruijn I. Am Heart J. 2021 Jul;237:54-61. doi: 10.1016/j.ahj.2021.03.007. Epub 2021 Mar 13. PMID: 33722585

[Prevention of infective complications in systemic lupus erythematosus: A systematic literature review for the APLAR consensus statements.](#)

Oku K, Hamijoyo L, Kasitanon N, Li MT, Navarra S, Morand E, Tanaka Y, Mok CC. Int J Rheum Dis. 2021 Jul;24(7):880-895. doi: 10.1111/1756-185X.14125. Epub 2021 May 17. PMID: 33999518

[COVID-19 Outbreak Associated with a SARS-CoV-2 P.1 Lineage in a Long-Term Care Home after Implementation of a Vaccination Program - Ontario, April-May 2021.](#)

Williams C, Al-Bargash D, Macalintal C, Stuart R, Seth A, Latham J, Gitterman L, Fedsin S, Godoy M, Kozak R, Guthrie JL, Wood H, McGeer A, Hota S, Rea E. Clin Infect Dis. 2021 Jul 8:ciab617. doi: 10.1093/cid/ciab617. Online ahead of print. PMID: 34240103

[A Novel Luminescence-Based Serum Bactericidal Assay for Vibrio cholerae Reduces Assay Variation, Is Time- and Cost-Effective, and Directly Measures Continuous Titer Values.](#)

Wahlig TA, Brintz BJ, Prettyman M, Azman AS, Leung DT. Am J Trop Med Hyg. 2021 Jul 8:tpmd210136. doi: 10.4269/ajtmh.21-0136. Online ahead of print. PMID: 34237020

[Digital pathology and artificial intelligence will be key to supporting clinical and academic cellular pathology through COVID-19 and future crises: the PathLAKE consortium perspective.](#)

Browning L, Colling R, Rakha E, Rajpoot N, Rittscher J, James JA, Salto-Tellez M, Snead DRJ, Verrill C. J Clin Pathol. 2021 Jul;74(7):443-447. doi: 10.1136/jclinpath-2020-206854. Epub 2020 Jul 3. PMID: 32620678

[Fight bacteria with bacteria: Bacterial membrane vesicles as vaccines and delivery nanocarriers against bacterial infections.](#)

Gan Y, Li C, Peng X, Wu S, Li Y, Tan JPK, Yang YY, Yuan P, Ding X. Nanomedicine. 2021 Jul;35:102398. doi: 10.1016/j.nano.2021.102398. Epub 2021 Apr 24. PMID: 33901646

[The American College of Nuclear Medicine Guidance on Operating Procedures for a Nuclear Medicine Facility During COVID-19 Pandemic.](#)

Tulchinsky M, Osmany S. Clin Nucl Med. 2021 Jul 1;46(7):571-574. doi: 10.1097/RLU.0000000000003146. PMID: 32358234

[New strategy to control covid-19 pandemic using lead/lag compensator.](#)

Hadi MA, Amean ZM. Biomed Signal Process Control. 2021 Jul;68:102669. doi: 10.1016/j.bspc.2021.102669. Epub 2021 May 10. PMID: 33995561

[Development of a rabies virus-based retrograde tracer with high trans-monosynaptic efficiency by reshuffling glycoprotein.](#)

Jia F, Li L, Liu H, Lv P, Shi X, Wu Y, Ling C, Xu F. Mol Brain. 2021 Jul 8;14(1):109. doi: 10.1186/s13041-021-00821-7. PMID: 34238335

[Erythema multiforme after CoronaVac vaccination.](#)

Lopes NT, Efrain Ortega Pinilla C, Carlos Gerbase A. J Eur Acad Dermatol Venereol. 2021 Jul 8. doi: 10.1111/jdv.17495. Online ahead of print. PMID: 34236724

[Respiratory syncytial virus and influenza hospitalizations in Danish children 2010-2016.](#)

Jensen A, A F Simões E, Bohn Christiansen C, Graff Stensballe L. *Vaccine*. 2021 Jul 5;39(30):4126-4134. doi: 10.1016/j.vaccine.2021.05.097. Epub 2021 Jun 9. PMID: 34116876

[Host immune response against leishmaniasis and parasite persistence strategies: A review and assessment of recent research.](#)

Elmahallawy EK, Alkhalidi AAM, Saleh AA. *Biomed Pharmacother*. 2021 Jul;139:111671. doi: 10.1016/j.biopha.2021.111671. Epub 2021 May 3. PMID: 33957562

[Site-Specific Steric Control of SARS-CoV-2 Spike Glycosylation.](#)

Allen JD, Chawla H, Samsudin F, Zuzic L, Shivgan AT, Watanabe Y, He WT, Callaghan S, Song G, Yong P, Brouwer PJM, Song Y, Cai Y, Duyvesteyn HME, Malinauskas T, Kint J, Pino P, Wurm MJ, Frank M, Chen B, Stuart DI, Sanders RW, Andrabi R, Burton DR, Li S, Bond PJ, Crispin M. *Biochemistry*. 2021 Jul 13;60(27):2153-2169. doi: 10.1021/acs.biochem.1c00279. Epub 2021 Jul 2. PMID: 34213308

[Overcoming barriers by local drug delivery with liposomes.](#)

Antimisiaris SG, Marazioti A, Kannavou M, Natsaridis E, Gkartziou F, Kogkos G, Mourtas S. *Adv Drug Deliv Rev*. 2021 Jul;174:53-86. doi: 10.1016/j.addr.2021.01.019. Epub 2021 Feb 2. PMID: 33539852

[Vaccine side-effects and SARS-CoV-2 infection after vaccination in users of the COVID Symptom Study app in the UK: a prospective observational study.](#)

Menni C, Klaser K, May A, Polidori L, Capdevila J, Louca P, Sudre CH, Nguyen LH, Drew DA, Merino J, Hu C, Selvachandran S, Antonelli M, Murray B, Canas LS, Molteni E, Graham MS, Modat M, Joshi AD, Mangino M, Hammers A, Goodman AL, Chan AT, Wolf J, Steves CJ, Valdes AM, Ourselein S, Spector TD. *Lancet Infect Dis*. 2021 Jul;21(7):939-949. doi: 10.1016/S1473-3099(21)00224-3. Epub 2021 Apr 27. PMID: 33930320

[The COVID-19 pandemic: key considerations for the epidemic and its control.](#)

Ørskov S, Nielsen BF, Føns S, Sneppen K, Simonsen L. *APMIS*. 2021 Jul;129(7):408-420. doi: 10.1111/apm.13141. PMID: 33932317

[Insights and expectations for Tdap vaccination of pregnant women in Italy.](#)

Marchetti F, Vilca LM, Cetin I. *J Matern Fetal Neonatal Med*. 2021 Jul;34(13):2132-2139. doi: 10.1080/14767058.2019.1659240. Epub 2019 Sep 4. PMID: 31456459

[Identification of anti-premembrane antibody as a serocomplex-specific marker to discriminate Zika, dengue and West Nile virus infections.](#)

Hsieh SC, Tsai WY, Tsai JJ, Stone M, Simmons G, Busch MP, Lanteri M, Stramer SL, Balmaseda A, Harris E, Wang WK. *J Virol*. 2021 Jul 7:JVI0061921. doi: 10.1128/JVI.00619-21. Online ahead of print. PMID: 34232731

[Childhood vaccination and allergy: A systematic review and meta-analysis.](#)

Navaratna S, Estcourt MJ, Burgess J, Waidyatillake N, Enoch E, Lowe AJ, Peters R, Koplin J, Dhamage SC, Lodge CJ. *Allergy*. 2021 Jul;76(7):2135-2152. doi: 10.1111/all.14771. Epub 2021 Mar 20. PMID: 33569761

[Non-human primate models of human respiratory infections.](#)

Lemaitre J, Naninck T, Delache B, Creppy J, Huber P, Holzapfel M, Bouillier C, Contreras V, Martinon F, Kahlaoui N, Pascal Q, Tricot S, Ducancel F, Vecellio L, Le Grand R, Maisonnasse P. Mol Immunol. 2021 Jul;135:147-164. doi: 10.1016/j.molimm.2021.04.010. Epub 2021 Apr 23. PMID: 33895579

[Absolutely Right and Relatively Good: Consequentialists See Bioethical Disagreement in a Relativist Light.](#)

Viciana H, Hannikainen IR, Rodríguez-Arias D. AJOB Empir Bioeth. 2021 Jul-Sep;12(3):190-205. doi: 10.1080/23294515.2021.1907476. Epub 2021 Apr 26. PMID: 33900150

[Shot of a lifetime: How pharmacists stay ahead of the season.](#)

Walling J, Zelnicek T, Johnson EJ, O'Neal KS. J Am Pharm Assoc (2003). 2021 Jul-Aug;61(4):e214-e217. doi: 10.1016/j.japh.2021.01.015. Epub 2021 Feb 10. PMID: 33582029

[The paradoxical and still obscure properties of fungal extracellular vesicles.](#)

Piffer AC, Kuczera D, Rodrigues ML, Nimrichter L. Mol Immunol. 2021 Jul;135:137-146. doi: 10.1016/j.molimm.2021.04.009. Epub 2021 Apr 22. PMID: 33895578

[Pharmacists' involvement in COVID-19 vaccination across Europe: a situational analysis of current practice and policy.](#)

Paudyal V, Fialová D, Henman MC, Hazen A, Okuyan B, Lutters M, Cadogan C, da Costa FA, Galfrascoli E, Pudritz YM, Rydant S, Acosta-Gómez J. Int J Clin Pharm. 2021 Jul 3:1-10. doi: 10.1007/s11096-021-01301-7. Online ahead of print. PMID: 34218402

[Recent advances in rotavirus reverse genetics and its utilization in basic research and vaccine development.](#)

Uprety T, Wang D, Li F. Arch Virol. 2021 Jul 3:1-18. doi: 10.1007/s00705-021-05142-7. Online ahead of print. PMID: 34216267

[Proline-Glutamate/Proline-Proline-Glutamate \(PE/PPE\) proteins of Mycobacterium tuberculosis: The multifaceted immune-modulators.](#)

Medha, Sharma S, Sharma M. Acta Trop. 2021 Jul 3;222:106035. doi: 10.1016/j.actatropica.2021.106035. Online ahead of print. PMID: 34224720

[Effect of 2 Inactivated SARS-CoV-2 Vaccines on Symptomatic COVID-19 Infection in Adults: A Randomized Clinical Trial.](#)

Al Kaabi N, Zhang Y, Xia S, Yang Y, Al Qahtani MM, Abdulrazzaq N, Al Nusair M, Hassany M, Jawad JS, Abdalla J, Hussein SE, Al Mazrouei SK, Al Karam M, Li X, Yang X, Wang W, Lai B, Chen W, Huang S, Wang Q, Yang T, Liu Y, Ma R, Hussain ZM, Khan T, Saifuddin Fasihuddin M, You W, Xie Z, Zhao Y, Jiang Z, Zhao G, Zhang Y, Mahmoud S, ElTantawy I, Xiao P, Koshy A, Zaher WA, Wang H, Duan K, Pan A, Yang X. JAMA. 2021 Jul 6;326(1):35-45. doi: 10.1001/jama.2021.8565. PMID: 34037666

[Between-group comparison of area under the curve in clinical trials with censored follow-up: Application to HIV therapeutic vaccines.](#)

Alexandre M, Prague M, Thiébaud R. Stat Methods Med Res. 2021 Jul 4:9622802211023963. doi: 10.1177/09622802211023963. Online ahead of print. PMID: 34218746

[Efficient refolding and functional characterization of PfAMA1\(DI+DII\) expressed in \*E. coli\*.](#)

Biswas A, Raran-Kurussi S, Narayan A, Kar A, Chandra Mashurabad P, Bhattacharyya MK, Mandal K. Biochem Biophys Rep. 2021 Feb 22;26:100950. doi: 10.1016/j.bbrep.2021.100950. eCollection 2021 Jul. PMID: 33665380

[SARS-CoV-2 immune evasion by the B.1.427/B.1.429 variant of concern.](#)

McCallum M, Bassi J, De Marco A, Chen A, Walls AC, Di Iulio J, Tortorici MA, Navarro MJ, Silacci-Fregni C, Saliba C, Sprouse KR, Agostini M, Pinto D, Culap K, Bianchi S, Jaconi S, Camerani E, Bowen JE, Tilles SW, Pizzuto MS, Guastalla SB, Bona G, Pellanda AF, Garzoni C, Van Voorhis WC, Rosen LE, Snell G, Telenti A, Virgin HW, Piccoli L, Corti D, Vesler D. Science. 2021 Jul 1:eabi7994. doi: 10.1126/science.abi7994. Online ahead of print. PMID: 34210893

[Understanding molecular mechanisms of biologics drug delivery and stability from NMR spectroscopy.](#)

Phyo P, Zhao X, Templeton AC, Xu W, Cheung JK, Su Y. Adv Drug Deliv Rev. 2021 Jul;174:1-29. doi: 10.1016/j.addr.2021.02.007. Epub 2021 Feb 17. PMID: 33609600

[Exploring the utility of extracellular vesicles in ameliorating viral infection-associated inflammation, cytokine storm and tissue damage.](#)

Pillalamarri N, Abdullah, Ren G, Khan L, Ullah A, Jonnakuti S, Ullah M. Transl Oncol. 2021 Jul;14(7):101095. doi: 10.1016/j.tranon.2021.101095. Epub 2021 Apr 19. PMID: 33887552

[Human Papillomavirus Vaccination Knowledge, Barriers, and Recommendations Among Healthcare Provider Groups in the Western United States.](#)

Ayres S, Gee A, Kim S, Hashibe M, Praag A, Kaiser D, Chang CP, Brandt HM, Kepka D. J Cancer Educ. 2021 Jul 8. doi: 10.1007/s13187-021-02047-6. Online ahead of print. PMID: 34236651

[Identification of a class of non-conventional ER-stress-response-derived immunogenic peptides.](#)

Melacarne A, Ferrari V, Tiraboschi L, Mishto M, Liepe J, Aralla M, Marconato L, Lizier M, Pozzi C, Zeira O, Penna G, Rescigno M. Cell Rep. 2021 Jul 6;36(1):109312. doi: 10.1016/j.celrep.2021.109312. PMID: 34233181

[Functional study of a role of N-terminal HA stem region of swine influenza A virus in virus replication.](#)

Wang Z, Yu J, Sheng Z, Hause BM, Li F, Kaushik RS, Wang D. Vet Microbiol. 2021 Jul;258:109132. doi: 10.1016/j.vetmic.2021.109132. Epub 2021 May 25. PMID: 34052744

[Current status of antigen-specific T-cell immunotherapy for advanced renal-cell carcinoma.](#)

Xu Y, Miller CP, Warren EH, Tykodi SS. Hum Vaccin Immunother. 2021 Jul 3;17(7):1882-1896. doi: 10.1080/21645515.2020.1870846. Epub 2021 Mar 5. PMID: 33667140

[Making sense of spike D614G in SARS-CoV-2 transmission.](#)

Shi AC, Xie X. Sci China Life Sci. 2021 Jul;64(7):1062-1067. doi: 10.1007/s11427-020-1893-9. Epub 2021 Feb 4. PMID: 33587268

[Leveraging Early Discharge and Telehealth Technology to Safely Conserve Resources and Minimize Personal Contact During COVID-19 in an Arthroplasty Practice.](#)

Browne JA. J Arthroplasty. 2021 Jul;36(7S):S52-S55. doi: 10.1016/j.arth.2021.01.009. Epub 2021 Jan 11. PMID: 33531175

[Production of Rabies VLPs in Insect Cells by Two Monocistronic Baculoviruses Approach.](#)

Bernardino TC, Astray RM, Pereira CA, Boldorini VL, Antoniazzi MM, Jared SGS, Núñez EGF, Jorge SAC. Mol Biotechnol. 2021 Jul 6. doi: 10.1007/s12033-021-00366-z. Online ahead of print. PMID: 34228257

[Identification of the Dominant T-Cell Epitopes of Lit v 1 Shrimp Major Allergen and Their Functional Overlap with Known B-Cell Epitopes.](#)

Xu LL, Gasset M, Lin H, Yu C, Zhao JL, Dang XW, Li ZX. J Agric Food Chem. 2021 Jul 7;69(26):7420-7428. doi: 10.1021/acs.jafc.1c02231. Epub 2021 Jun 25. PMID: 34170668

[\[HPV-related oropharyngeal squamous cell carcinoma-Incidence steadily rising\].](#)

Suchan M, Wuerdemann N, Sharma SJ, Klussmann JP. HNO. 2021 Jul;69(7):599-608. doi: 10.1007/s00106-021-01087-0. Epub 2021 Jun 18. PMID: 34143237

[Microbial exposures that establish immunoregulation are compatible with targeted hygiene.](#)

Rook GAW, Bloomfield SF. J Allergy Clin Immunol. 2021 Jul;148(1):33-39. doi: 10.1016/j.jaci.2021.05.008. Epub 2021 May 24. PMID: 34033844

[TIDB: a comprehensive database of trained immunity.](#)

Cao Y, Dong Q, Wang D, Liu Y, Zhang P, Yu X, Niu C. Database (Oxford). 2021 Jul 9;2021:baab041. doi: 10.1093/database/baab041. PMID: 34244719

[Expression of SARS coronavirus 1 spike protein from a herpesviral vector induces innate immune signaling and neutralizing antibody responses.](#)

Kurt-Jones EA, Dudek TE, Watanabe D, Mandell L, Che J, Zhou S, Cao L, Greenough T, Babcock GJ, Diaz F, Oh HS, Zhou C, Finberg RW, Knipe DM. Virology. 2021 Jul;559:165-172. doi: 10.1016/j.virol.2021.04.006. Epub 2021 Apr 21. PMID: 33930819

[Immunotherapies and immunomodulatory approaches in clinical trials - a mini review.](#)

Iqbal Yattoo M, Hamid Z, Rather I, Nazir QUA, Bhat RA, Ul Haq A, Magray SN, Haq Z, Sah R, Tiwari R, Natesan S, Bilal M, Harapan H, Dhama K. Hum Vaccin Immunother. 2021 Jul 3;17(7):1897-1909. doi: 10.1080/21645515.2020.1871295. Epub 2021 Feb 12. PMID: 33577374

[Next-Generation Allergen-Specific Immunotherapy for Japanese Cedar Pollinosis Using Molecular Approaches.](#)

Takaiwa F. Immunotargets Ther. 2021 Jul 2;10:213-224. doi: 10.2147/ITT.S276874. eCollection 2021. PMID: 34239843

[New generation of viral nanoparticles for targeted drug delivery in cancer therapy.](#)

Alvandi N, Rajabnejad M, Taghvaei Z, Esfandiari N. J Drug Target. 2021 Jul 9:1-15. doi: 10.1080/1061186X.2021.1949600. Online ahead of print. PMID: 34210232

[MrHAMER yields highly accurate single molecule viral sequences enabling analysis of intra-host evolution.](#)

Gallardo CM, Wang S, Montiel-Garcia DJ, Little SJ, Smith DM, Routh AL, Torbett BE. Nucleic Acids Res. 2021 Jul 9;49(12):e70. doi: 10.1093/nar/gkab231. PMID: 33849057

[Neoantigen vaccination induces clinical and immunologic responses in non-small cell lung cancer patients harboring EGFR mutations.](#)



Li F, Deng L, Jackson KR, Talukder AH, Katailiha AS, Bradley SD, Zou Q, Chen C, Huo C, Chiu Y, Stair M, Feng W, Bagaev A, Kotlov N, Svekolkin V, Ataulakhanov R, Mihecheva N, Frenkel F, Wang Y, Zhang M, Hawke D, Han L, Zhou S, Zhang Y, Wang Z, Decker WK, Sonnemann HM, Roszik J, Forget MA, Davies MA, Bernatchez C, Yee C, Bassett R, Hwu P, Du X, Lizee G. *J Immunother Cancer*. 2021 Jul;9(7):e002531. doi: 10.1136/jitc-2021-002531. PMID: 34244308

[Vaccination against COVID-19 in Bangladesh: Perception and Attitude of Healthcare Workers in COVID-dedicated Hospitals.](#)

Nasir M, Perveen RA, Saha SK, Nessa A, Zaman A, Nazneen R, Ferdous J, Farha N, Majumder TK, Hossain MJ, Parvin S, Chowdhury MR, Begum H, Ahmed F. *Mymensingh Med J*. 2021 Jul;30(3):808-815. PMID: 34226472

[GS-441524 inhibits African swine fever virus infection in vitro.](#)

Huang Z, Gong L, Zheng Z, Gao Q, Chen X, Chen Y, Chen X, Xu R, Zheng J, Xu Z, Zhang S, Wang H, Zhang G. *Antiviral Res*. 2021 Jul;191:105081. doi: 10.1016/j.antiviral.2021.105081. Epub 2021 May 1. PMID: 33945807

[Immune response during hantavirus diseases: implications for immunotherapies and vaccine design.](#)

Saavedra F, Díaz FE, Retamal-Díaz A, Covián C, González PA, Kalergis AM. *Immunology*. 2021 Jul;163(3):262-277. doi: 10.1111/imm.13322. Epub 2021 Mar 18. PMID: 33638192

[Treatment and prevention strategies for the COVID 19 pandemic: A review of immunotherapeutic approaches for neutralizing SARS-CoV-2.](#)

Baral PK, Yin J, James MNG. *Int J Biol Macromol*. 2021 Jul 5:S0141-8130(21)01449-5. doi: 10.1016/j.ijbiomac.2021.07.013. Online ahead of print. PMID: 34237371

[Comparative immunogenicity of outer membrane protein K and whole-cell antigens of \*Vibrio parahaemolyticus\* for diagnosis.](#)

Wang W, Guo S, Gao Y, Liang X, Liu L, Pan S. *Lett Appl Microbiol*. 2021 Jul 7. doi: 10.1111/lam.13536. Online ahead of print. PMID: 34231245

[Decreasing transmission and initiation of countrywide vaccination: Key challenges for future management of COVID-19 pandemic in Bangladesh.](#)

Molla MMA, Disha JA, Yeasmin M, Ghosh AK, Nafisa T. *Int J Health Plann Manage*. 2021 Jul;36(4):1014-1029. doi: 10.1002/hpm.3156. Epub 2021 Mar 25. PMID: 33764580

[Immunomodulatory regulation by heat-labile enterotoxins and potential therapeutic applications.](#)

Knapp MA, Johnson TA, Ritter MK, Rainer RO, Fiester SE, Grier JT, Connell TD, Arce S. *Expert Rev Vaccines*. 2021 Jul 6:1-13. doi: 10.1080/14760584.2021.1945449. Online ahead of print. PMID: 34148503

[A simple method to purify recombinant HCV core protein expressed in \*Pichia pastoris\* for obtaining virus-like particles and producing monoclonal antibodies.](#)

Pechelyulko A, Andreeva-Kovalevskaya Z, Dmitriev D, Lavrov V, Massino Y, Nagel A, Segal O, Sokolova OS, Solonin A, Tarakanova Y, Dmitriev A. *Protein Expr Purif*. 2021 Jul;183:105864. doi: 10.1016/j.pep.2021.105864. Epub 2021 Mar 4. PMID: 33677084

[Perioperative Medical and Surgical Coronavirus Disease 2019 Issues: Keeping Surgeons, Operating Room Teams, and Patients Safe.](#)

Bonano JC, Huddleston JI 3rd. J Arthroplasty. 2021 Jul;36(7S):S46-S48. doi: 10.1016/j.arth.2021.01.047. Epub 2021 Jan 23. PMID: 33618956

[Working towards development of a sustainable brucellosis control programme, the Azerbaijan example.](#)

Khatibi M, Abdulaliyev G, Azimov A, Ismailova R, Ibrahimov S, Shikhiyev M, Agalarov D, Seyidov T, Omarov A, Suleymanova C, Zeynalova S, Abdullayev R, Hajiyeva A, Jackson R. Res Vet Sci. 2021 Jul;137:252-261. doi: 10.1016/j.rvsc.2021.05.014. Epub 2021 May 21. PMID: 34049112

[Chemical Biology Tools To Investigate Malaria Parasites.](#)

Broichhagen J, Kilian N. Chembiochem. 2021 Jul 1;22(13):2219-2236. doi: 10.1002/cbic.202000882. Epub 2021 Mar 31. PMID: 33570245

[HBV vaccine and risk of developing multiple sclerosis: a systematic review and meta-analysis.](#)

Sestili C, Grazina I, La Torre G. Hum Vaccin Immunother. 2021 Jul 3;17(7):2273-2278. doi: 10.1080/21645515.2018.1528835. PMID: 30260264

[SARS-CoV-2 serology testing: Progress and challenges.](#)

Shi AC, Ren P. J Immunol Methods. 2021 Jul;494:113060. doi: 10.1016/j.jim.2021.113060. Epub 2021 Apr 26. PMID: 33915155

[Framework for Real-Time Detection and Identification of possible patients of COVID-19 at public places.](#)

Peddinti B, Shaikh A, K R B, K C NK. Biomed Signal Process Control. 2021 Jul;68:102605. doi: 10.1016/j.bspc.2021.102605. Epub 2021 Apr 1. PMID: 33824682

[The interplay of SARS-CoV-2 evolution and constraints imposed by the structure and functionality of its proteins.](#)

Jaroszewski L, Iyer M, Alisoltani A, Sedova M, Godzik A. PLoS Comput Biol. 2021 Jul 8;17(7):e1009147. doi: 10.1371/journal.pcbi.1009147. Online ahead of print. PMID: 34237054

[Association of Rotavirus Vaccines With Reduction in Rotavirus Gastroenteritis in Children Younger Than 5 Years: A Systematic Review and Meta-analysis of Randomized Clinical Trials and Observational Studies.](#)

Sun ZW, Fu Y, Lu HL, Yang RX, Goyal H, Jiang Y, Xu HG. JAMA Pediatr. 2021 Jul 1;175(7):e210347. doi: 10.1001/jamapediatrics.2021.0347. Epub 2021 Jul 6. PMID: 33970192

[ACE2-lentiviral transduction enables mouse SARS-CoV-2 infection and mapping of receptor interactions.](#)

Rawle DJ, Le TT, Dumenil T, Yan K, Tang B, Nguyen W, Watterson D, Modhiran N, Hobson-Peters J, Bishop C, Suhrbier A. PLoS Pathog. 2021 Jul 2;17(7):e1009723. doi: 10.1371/journal.ppat.1009723. Online ahead of print. PMID: 34214142

[Allosteric Cross-Talk among Spike's Receptor-Binding Domain Mutations of the SARS-CoV-2 South African Variant Triggers an Effective Hijacking of Human Cell Receptor.](#)

Spinello A, Saltalamacchia A, Borišek J, Magistrato A. J Phys Chem Lett. 2021 Jul 1;12(25):5987-5993. doi: 10.1021/acs.jpcclett.1c01415. Epub 2021 Jun 23. PMID: 34161095

[Pig vaccination strategies based on enterotoxigenic Escherichia coli toxins.](#)

Dubreuil JD. Braz J Microbiol. 2021 Jul 10. doi: 10.1007/s42770-021-00567-3. Online ahead of print. PMID: 34244980

[Isolation and molecular detection of pigeon pox virus in Assiut and New Valley governorates.](#)

Abd El Hafez MS, Shosha EAE, Ibrahim SM. J Virol Methods. 2021 Jul;293:114142. doi: 10.1016/j.jviromet.2021.114142. Epub 2021 Mar 22. PMID: 33766658

[Potent and protective IGHV3-53/3-66 public antibodies and their shared escape mutant on the spike of SARS-CoV-2.](#)

Zhang Q, Ju B, Ge J, Chan JF, Cheng L, Wang R, Huang W, Fang M, Chen P, Zhou B, Song S, Shan S, Yan B, Zhang S, Ge X, Yu J, Zhao J, Wang H, Liu L, Lv Q, Fu L, Shi X, Yuen KY, Liu L, Wang Y, Chen Z, Zhang L, Wang X, Zhang Z. Nat Commun. 2021 Jul 9;12(1):4210. doi: 10.1038/s41467-021-24514-w. PMID: 34244522

[Operations management on the front line of COVID-19 vaccination: building capability at scale via technology-enhanced learning.](#)

Smith IM, Bayliss E, Salisbury H, Wheeler A. BMJ Open Qual. 2021 Jul;10(3):e001372. doi: 10.1136/bmjopen-2021-001372. PMID: 34244176

[Isolation and phylogenetic analysis of strains of feline calicivirus in Beijing, China.](#)

Wang Z, Xin T, Wei J, Jiang Y, Liu X, Song W, Guo X, Yuan W, Cui Y, Zhu H, Jia H. Arch Virol. 2021 Jul 9. doi: 10.1007/s00705-021-05163-2. Online ahead of print. PMID: 34240278

[Twelve-month specific IgG response to SARS-CoV-2 receptor-binding domain among COVID-19 convalescent plasma donors in Wuhan.](#)

Li C, Yu D, Wu X, Liang H, Zhou Z, Xie Y, Li T, Wu J, Lu F, Feng L, Mao M, Lin L, Guo H, Yue S, Wang F, Peng Y, Hu Y, Wang Z, Yu J, Zhang Y, Lu J, Ning H, Yang H, Fu D, He Y, Zhou D, Du T, Duan K, Dong D, Deng K, Zou X, Zhang Y, Zhou R, Gao Y, Zhang X, Yang X. Nat Commun. 2021 Jul 6;12(1):4144. doi: 10.1038/s41467-021-24230-5. PMID: 34230476

[SARS-CoV-2 neutralizing antibodies: Longevity, breadth, and evasion by emerging viral variants.](#)

Tea F, Ospina Stella A, Aggarwal A, Ross Darley D, Pilli D, Vitale D, Merheb V, Lee FXZ, Cunningham P, Walker GJ, Fichter C, Brown DA, Rawlinson WD, Isaacs SR, Mathivanan V, Hoffmann M, Pöhlman S, Mazigi O, Christ D, Rockett RJ, Sintchenko V, Hoad VC, Irving DO, Dore GJ, Gosbell IB, Kelleher AD, Matthews GV, Brilot F, Turville SG. PLoS Med. 2021 Jul 6;18(7):e1003656. doi: 10.1371/journal.pmed.1003656. Online ahead of print. PMID: 34228725

[Near Full-Length Genomic Characterization of 16 HIV-1 CRF01\\_AE Primary Isolates from Guangxi, China.](#)

Zhu G, Han J, Li H, Liu Y, Jia L, Li T, Wang X, Li J, Huang S, Li L. AIDS Res Hum Retroviruses. 2021 Jul;37(7):572-579. doi: 10.1089/AID.2020.0277. Epub 2021 Jan 25. PMID: 33287627

[Progress on the elimination of viral hepatitis in Zimbabwe: A review of the policies, strategies and challenges.](#)

Dzingirai B, Katsidzira L, Matyanga CMJ, Postma MJ, van Hulst M, Mafirakureva N. J Viral Hepat. 2021 Jul;28(7):994-1002. doi: 10.1111/jvh.13510. Epub 2021 Apr 9. PMID: 33797190

[Proteomic analysis of drug-susceptible and multidrug-resistant nonreplicating Beijing strains of \*Mycobacterium tuberculosis\* cultured \*in vitro\*.](#)

Saiboonjan B, Roytrakul S, Sangka A, Lulitanond V, Faksri K, Namwat W. Biochem Biophys Rep. 2021 Mar 9;26:100960. doi: 10.1016/j.bbrep.2021.100960. eCollection 2021 Jul. PMID: 33748436

[Do predictors of adherence to pandemic guidelines change over time? A panel study of 22,000 UK adults during the COVID-19 pandemic.](#)

Wright L, Fancourt D. Prev Med. 2021 Jul 6:106713. doi: 10.1016/j.ypmed.2021.106713. Online ahead of print. PMID: 34242662

[Positive flow cytometry crossmatch with discrepant antibody testing results following Covid-19 vaccination.](#)

Xu Q, Sood P, Helmick D, Lomago J, Tevar AD, Zeevi A. Am J Transplant. 2021 Jul 9. doi: 10.1111/ajt.16753. Online ahead of print. PMID: 34241963

[One-year persistence of neutralizing anti-SARS-CoV-2 antibodies in dialysis patients recovered from COVID-19.](#)

Alfano G, Fontana F, Morisi N, Giaroni F, Mori G, Guaraldi G, Magistroni R, Cappelli G; Modena Covid-19 Working Group (MoCo19). Hemodial Int. 2021 Jul 6. doi: 10.1111/hdi.12963. Online ahead of print. PMID: 34231319

[Qualification of ELISA and neutralization methodologies to measure SARS-CoV-2 humoral immunity using human clinical samples.](#)

Larsen SE, Berube BJ, Pecor T, Cross E, Brown BP, Williams B, Johnson E, Qu P, Carter L, Wrenn S, Kepl E, Sydeman C, King NP, Baldwin SL, Coler RN. bioRxiv. 2021 Jul 2:2021.07.02.450915. doi: 10.1101/2021.07.02.450915. Preprint. PMID: 34230930

[Bovine coronavirus infections in Turkey: molecular analysis of the full-length spike gene sequences of viruses from digestive and respiratory infections.](#)

Sevinc Temizkan S, Alkan F. Arch Virol. 2021 Jul 1:1-8. doi: 10.1007/s00705-021-05147-2. Online ahead of print. PMID: 34212242

[Counselling patients for return to work on immunosuppression: practices of Canadian specialists during the COVID-19 pandemic.](#)

Ladak K, Winthrop K, Marshall JK, Gelfand J, Pope J. Clin Exp Rheumatol. 2021 Jul-Aug;39(4):874-878. Epub 2021 Mar 30. PMID: 33822707

[Kawasaki disease and influenza-new lessons from old associations.](#)

Banday AZ, Arul A, Vignesh P, Singh MP, Goyal K, Singh S. Clin Rheumatol. 2021 Jul;40(7):2991-2999. doi: 10.1007/s10067-020-05534-1. Epub 2021 Jan 2. PMID: 33387094

[Reasons of the delayed vaccination, recommendations and safety of vaccination in children with congenital heart disease in Zhejiang, China.](#)

Li M, Ji C, Zeng Y, Yao D, Wang X, Shao J. Hum Vaccin Immunother. 2021 Jul 3;17(7):2065-2071. doi: 10.1080/21645515.2021.1872343. Epub 2021 Feb 12. PMID: 33577372

[Adenovirus Infection in Children with Down Syndrome.](#)

Dotan M, Zion E, Ben-Zvi H, Yarden-Bilavsky H, Bilavsky E. *Isr Med Assoc J.* 2021 Jul;23(7):416-419. PMID: 34251123

[The characterization of optimal selenized garlic polysaccharides and its immune and antioxidant activity in chickens.](#)

Bo R, Ji X, Yang H, Liu M, Li J. *Int J Biol Macromol.* 2021 Jul 1;182:136-143. doi: 10.1016/j.ijbiomac.2021.03.197. Epub 2021 Apr 5. PMID: 33831454

[Neurological Manifestation of SARS-CoV-2 Induced Inflammation and Possible Therapeutic Strategies Against COVID-19.](#)

Kumar D, Jahan S, Khan A, Siddiqui AJ, Redhu NS, Wahajuddin, Khan J, Banwas S, Alshehri B, Alaidarous M. *Mol Neurobiol.* 2021 Jul;58(7):3417-3434. doi: 10.1007/s12035-021-02318-9. Epub 2021 Mar 14. PMID: 33715108

[A rationally designed oral vaccine induces immunoglobulin A in the murine gut that directs the evolution of attenuated Salmonella variants.](#)

Diard M, Bakkeren E, Lentsch V, Rucker A, Bekele NA, Hoces D, Aslani S, Arnoldini M, Böhi F, Schumann-Moor K, Adamcik J, Piccoli L, Lanzavecchia A, Stadtmueller BM, Donohue N, van der Woude MW, Hockenberry A, Viollier PH, Falquet L, Wüthrich D, Bonfiglio F, Loverdo C, Egli A, Zandomeneghi G, Mezzenga R, Holst O, Meier BH, Hardt WD, Slack E. *Nat Microbiol.* 2021 Jul;6(7):830-841. doi: 10.1038/s41564-021-00911-1. Epub 2021 May 27. PMID: 34045711

[Induction of Immunogenic Response in BALB/c Mice by Live and Killed Form of Recombinant Lactococcus lactis Displaying EG95 of Echinococcus granulosus.](#)

Ebrahimzadeh F, Shirdast H, Taramchi A, Talebkhan Y, Haniloo A, Esmaeilzadeh A, Nedaei K, Mirabzadeh E. *Iran Biomed J.* 2021 Jul 1;25(4):284-96. doi: 10.52547/ibj.25.4.284. PMID: 34217159

[Genetic and evolutionary analysis of emerging HoBi-like pestivirus.](#)

Guo Z, Wang L, Niu L, Shangguan H, Huang C, Yi Y, Zhang Y, Gao M, Ge J. *Res Vet Sci.* 2021 Jul;137:217-225. doi: 10.1016/j.rvsc.2021.05.008. Epub 2021 May 15. PMID: 34023545

[American College of Rheumatology Guidance for COVID-19 Vaccination in Patients With Rheumatic and Musculoskeletal Diseases: Version 1.](#)

Curtis JR, Johnson SR, Anthony DD, Arasaratnam RJ, Baden LR, Bass AR, Calabrese C, Gravalles EM, Harpaz R, Sadun RE, Turner AS, Williams EA, Mikuls TR. *Arthritis Rheumatol.* 2021 Jul;73(7):1093-1107. doi: 10.1002/art.41734. Epub 2021 May 24. PMID: 33728796

[\[Epidemiologic and histopathologic characteristics of 1280 uterine cervical cancers in Kinshasa\].](#)

Katumbayi JK, Muyulu NP, Zakayi PK, Massamba BL, Sitwaminyo RK, Kabongo FB, Mikwo OK, Baleka AM, Mpolesha JK, Nicaise M, Bulakali RC. *Gynecol Obstet Fertil Senol.* 2021 Jul 6:S2468-7189(21)00186-0. doi: 10.1016/j.gofs.2021.07.001. Online ahead of print. PMID: 34242824

[Key issues affecting the current status of infectious diseases in Chinese cattle farms and their control through vaccination.](#)

Chen Y, Wang Y, Robertson ID, Hu C, Chen H, Guo A. *Vaccine.* 2021 Jul 5;39(30):4184-4189. doi: 10.1016/j.vaccine.2021.05.078. Epub 2021 Jun 11. PMID: 34127292



[New perspective towards therapeutic regimen against SARS-CoV-2 infection.](#)

Srivastava V, Ahmad A. J Infect Public Health. 2021 Jul;14(7):852-862. doi: 10.1016/j.jiph.2021.05.009. Epub 2021 May 26. PMID: 34118735

[Reduced sensitivity of SARS-CoV-2 variant Delta to antibody neutralization.](#)

Planas D, Veyer D, Baidaliuk A, Staropoli I, Guivel-Benhassine F, Rajah MM, Planchais C, Porrot F, Robillard N, Puech J, Prot M, Gallais F, Gantner P, Velay A, Le Guen J, Kassis-Chikhani N, Edriss D, Belec L, Seve A, Courtellemont L, Péré H, Hocqueloux L, Fafi-Kremer S, Prazuck T, Mouquet H, Bruel T, Simon-Lorière E, Rey FA, Schwartz O. Nature. 2021 Jul 8. doi: 10.1038/s41586-021-03777-9. Online ahead of print. PMID: 34237773

[Latent tuberculosis infection: Misperceptions among non-U.S.-born-populations from countries where tuberculosis is common.](#)

Parmer J, Macario E, Tatum K, Brackett A, Allen L, Picard R, DeLuca N, Dowling M. Glob Public Health. 2021 Jul 6:1-15. doi: 10.1080/17441692.2021.1947342. Online ahead of print. PMID: 34228584

[A SARS-CoV-2 targeted siRNA-nanoparticle therapy for COVID-19.](#)

Idris A, Davis A, Supramaniam A, Acharya D, Kelly G, Tayyar Y, West N, Zhang P, McMillan CLD, Soemardy C, Ray R, O'Meally D, Scott TA, McMillan NAJ, Morris KV. Mol Ther. 2021 Jul 7;29(7):2219-2226. doi: 10.1016/j.ymthe.2021.05.004. Epub 2021 May 14. PMID: 33992805

[Modification of Glial Cell Activation through Dendritic Cell Vaccination: Promises for Treatment of Neurodegenerative Diseases.](#)

Sabahi M, Joshaghanian A, Dolatshahi M, Jabbari P, Rahmani F, Rezaei N. J Mol Neurosci. 2021 Jul;71(7):1410-1424. doi: 10.1007/s12031-021-01818-6. Epub 2021 Mar 13. PMID: 33713321

[Modified SIRD Model for COVID-19 Spread Prediction for Northern and Southern States of India.](#)

Shringi S, Sharma H, Rathie PN, Bansal JC, Nagar A. Chaos Solitons Fractals. 2021 Jul;148:111039. doi: 10.1016/j.chaos.2021.111039. Epub 2021 May 14. PMID: 34007123

[A new application of mTOR inhibitor drugs as potential therapeutic agents for COVID-19.](#)

Mashayekhi-Sardoo H, Hosseinjani H. J Basic Clin Physiol Pharmacol. 2021 Jul 2. doi: 10.1515/jbcpp-2020-0495. Online ahead of print. PMID: 34218545

[Chikungunya-specific IgG and neutralizing antibody responses in natural infection of Chikungunya virus in children from India.](#)

Verma A, Nayak K, Chandele A, Singla M, Ratageri VH, Lodha R, Kabra SK, Murali-Krishna K, Ray P. Arch Virol. 2021 Jul;166(7):1913-1920. doi: 10.1007/s00705-021-05049-3. Epub 2021 Apr 27. PMID: 33907861

[Efficacy of hepatitis B vaccination in children with rheumatic diseases.](#)

Kohagura T, Kawabe S, Abe N, Nakaseko H, Iwata N. Pediatr Int. 2021 Jul;63(7):752-756. doi: 10.1111/ped.14533. Epub 2021 Jun 24. PMID: 33145843

[SARS-CoV-2 antibody kinetics eight months from COVID-19 onset: Persistence of spike antibodies but loss of neutralizing antibodies in 24% of convalescent plasma donors.](#)

Terpos E, Stellas D, Rosati M, Sergentanis TN, Hu X, Politou M, Pappa V, Ntanasis-Stathopoulos I, Karaliota S, Bear J, Donohue D, Pagoni M, Grouzi E, Korompoki E, Pavlakis GN, Felber BK, Dimopoulos MA. Eur J Intern Med. 2021 Jul;89:87-96. doi: 10.1016/j.ejim.2021.05.010. Epub 2021 May 18. PMID: 34053848

[Testing the plastic-wrapped composting system to dispose of swine mortalities during an animal disease outbreak.](#)

Costa T, Akdeniz N, Gates RS, Lowe J, Zhang Y. J Environ Qual. 2021 Jul;50(4):899-910. doi: 10.1002/jeq2.20235. Epub 2021 May 21. PMID: 33872403

[Characterization of a Nanovaccine Platform Based on an  \$\alpha\$ 1,2-Mannobiose Derivative Shows Species-non-specific Targeting to Human, Bovine, Mouse, and Teleost Fish Dendritic Cells.](#)

Pappalardo JS, Salmaso S, Levchenko TS, Mastrotto F, Bersani S, Langellotti CA, Vermeulen M, Ghersa F, Quattrocchi V, Zamorano PI, Hartner WC, Toniutti M, Musacchio T, Torchilin VP. Mol Pharm. 2021 Jul 5;18(7):2540-2555. doi: 10.1021/acs.molpharmaceut.1c00048. Epub 2021 Jun 9. PMID: 34106726

[Ebsulfur and Ebselen as highly potent scaffolds for the development of potential SARS-CoV-2 antivirals.](#)

Sun LY, Chen C, Su J, Li JQ, Jiang Z, Gao H, Chigan JZ, Ding HH, Zhai L, Yang KW. Bioorg Chem. 2021 Jul;112:104889. doi: 10.1016/j.bioorg.2021.104889. Epub 2021 Apr 8. PMID: 33915460

[Truncated human angiotensin converting enzyme 2; a potential inhibitor of SARS-CoV-2 spike glycoprotein and potent COVID-19 therapeutic agent.](#)

Basit A, Ali T, Rehman SU. J Biomol Struct Dyn. 2021 Jul;39(10):3605-3614. doi: 10.1080/07391102.2020.1768150. Epub 2020 May 20. PMID: 32396773

[SARS-CoV-2-specific immune response in COVID-19 convalescent individuals.](#)

Pan Y, Jiang X, Yang L, Chen L, Zeng X, Liu G, Tang Y, Qian C, Wang X, Cheng F, Lin J, Wang X, Li Y. Signal Transduct Target Ther. 2021 Jul 7;6(1):256. doi: 10.1038/s41392-021-00686-1. PMID: 34234102

[Human CD8 T-stem cell memory subsets phenotypic and functional characterization are defined by expression of CD122 or CXCR3.](#)

Zhao Y, Cai C, Samir J, Palgen JL, Keoshkerian E, Li H, Bull RA, Luciani F, An H, Lloyd AR. Eur J Immunol. 2021 Jul;51(7):1732-1747. doi: 10.1002/eji.202049057. Epub 2021 Apr 23. PMID: 33844287

[Trend in mandatory immunisation coverage: linear and joinpoint regression approach, Serbia, 2000 to 2017.](#)

Veljkovic M, Loncarevic G, Kanazir M, Kistic-Tepavcevic D, Gazibara T. Euro Surveill. 2021 Jul;26(26). doi: 10.2807/1560-7917.ES.2021.26.26.2000417. PMID: 34212841

[Antibodies against Receptor Binding Domain of SARS-CoV-2 spike protein induced by BNT162b2 vaccine: results from a pragmatic, real-life study.](#)

Mariani M, Aquila M, Tripodi G, Spiazzi R, Castagnola E. J Infect Public Health. 2021 Jul 5:S1876-0341(21)00186-6. doi: 10.1016/j.jiph.2021.06.020. Online ahead of print. PMID: 34247945

[A recombinant commensal bacteria elicits heterologous antigen-specific immune responses during pharyngeal carriage.](#)

Laver JR, Gbesemete D, Dale AP, Pounce ZC, Webb CN, Roche EF, Guy JM, Berreen G, Belogiannis K, Hill AR, Ibrahim MM, Ahmed M, Cleary DW, Pandey AK, Humphries HE, Allen L, de Graaf H, Maiden MC, Faust SN, Gorringer AR, Read RC. *Sci Transl Med.* 2021 Jul 7;13(601):eabe8573. doi: 10.1126/scitranslmed.abe8573. PMID: 34233953

[Genetic engineering of \*Treponema pallidum\* subsp. \*pallidum\*, the Syphilis Spirochete.](#)

Romeis E, Tantaló L, Lieberman N, Phung Q, Greninger A, Giacani L. *PLoS Pathog.* 2021 Jul 6;17(7):e1009612. doi: 10.1371/journal.ppat.1009612. Online ahead of print. PMID: 34228757

[\[Assessment of subjective risk of infection and willingness to vaccinate against SARS-CoV-2 among German ophthalmologists : Results of a survey by DOG and BVA\].](#)

Roth M, Holtmann C, Tillmann A, Bertram B, Geerling G. *Ophthalmologe.* 2021 Jul;118(7):675-683. doi: 10.1007/s00347-021-01425-1. Epub 2021 May 21. PMID: 34019126

[Community pharmacist perceptions of increased technician responsibility.](#)

Sparkmon W, Barnard M, Rosenthal M, Desselle S, Holmes E. *J Am Pharm Assoc (2003).* 2021 Jul-Aug;61(4):382-389.e4. doi: 10.1016/j.japh.2021.03.011. Epub 2021 Mar 26. PMID: 33853751

[An efficient molecular approach to distinguish chains of measles virus transmission in the elimination phase.](#)

Bodewes R, Reijnen L, Zwagemaker F, Kohl RHG, Kerkhof J, Veldhuijzen IK, van Binnendijk R. *Infect Genet Evol.* 2021 Jul;91:104794. doi: 10.1016/j.meegid.2021.104794. Epub 2021 Mar 2. PMID: 33662587

[Charting mandatory childhood vaccination policies worldwide.](#)

Vanderslott S, Marks T. *Vaccine.* 2021 Jul 5;39(30):4054-4062. doi: 10.1016/j.vaccine.2021.04.065. Epub 2021 Jun 10. PMID: 34119351

[In silico approach for identifying natural lead molecules against SARS-COV-2.](#)

Gupta SS, Kumar A, Shankar R, Sharma U. *J Mol Graph Model.* 2021 Jul;106:107916. doi: 10.1016/j.jmgm.2021.107916. Epub 2021 Apr 13. PMID: 33892297

[Repurposing approved drugs as inhibitors of SARS-CoV-2 S-protein from molecular modeling and virtual screening.](#)

de Oliveira OV, Rocha GB, Paluch AS, Costa LT. *J Biomol Struct Dyn.* 2021 Jul;39(11):3924-3933. doi: 10.1080/07391102.2020.1772885. Epub 2020 Jun 2. PMID: 32448085

[Nanopore metagenomic sequencing of influenza virus directly from respiratory samples: diagnosis, drug resistance and nosocomial transmission, United Kingdom, 2018/19 influenza season.](#)

Xu Y, Lewandowski K, Downs LO, Kavanagh J, Hender T, Lumley S, Jeffery K, Foster D, Sanderson ND, Vaughan A, Morgan M, Vipond R, Carroll M, Peto T, Crook D, Walker AS, Matthews PC, Pullan ST. *Euro Surveill.* 2021 Jul;26(27). doi: 10.2807/1560-7917.ES.2021.26.27.2000004. PMID: 34240696

[Hyperglycemia results in decreased immune cell infiltration and increased viral load in the lung in a mouse model of RSV infection.](#)

Khodakhah F, Tahamtan A, Marzban M, Shadab A, Tavakoli-Yaraki M, Hashemi SM, Mokhatri-Azad T, Nakstad B, Salimi V. *Cytokine.* 2021 Jul;143:155539. doi: 10.1016/j.cyto.2021.155539. Epub 2021 Apr 21. PMID: 33893002

[An evaluation of patients with a previous endemic coronavirus infection during the COVID-19 pandemic.](#)

Otlu B, Yakupogullari Y, Tanriverdi ES, Bayindir Y. J Med Virol. 2021 Jul;93(7):4544-4548. doi: 10.1002/jmv.26942. Epub 2021 Mar 25. PMID: 33724483

[Direct contact between Plasmodium falciparum and human B-cells in a novel co-culture increases parasite growth and affects B-cell growth.](#)

Reddy SB, Nagy N, Rönnberg C, Chiodi F, Lugaajju A, Heuts F, Szekely L, Wahlgren M, Persson KEM. Malar J. 2021 Jul 5;20(1):303. doi: 10.1186/s12936-021-03831-x. PMID: 34225761

[Immunization of chicken with flagellin adjuvanted Salmonella enteritidis bacterial ghosts confers complete protection against chicken salmonellosis.](#)

Senevirathne A, Hewawaduge C, Lee JH. Poult Sci. 2021 Jul;100(7):101205. doi: 10.1016/j.psj.2021.101205. Epub 2021 Apr 21. PMID: 34116354

[Predicted occurrence, ecotoxicological risk and environmentally acquired resistance of antiviral drugs associated with COVID-19 in environmental waters.](#)

Kuroda K, Li C, Dhangar K, Kumar M. Sci Total Environ. 2021 Jul 1;776:145740. doi: 10.1016/j.scitotenv.2021.145740. Epub 2021 Feb 15. PMID: 33647647

[Otolaryngology-Specific Symptoms May Be Highly Observed in Patients With a History of Covid-19 Infection After Inactivated Coronavirus Vaccination.](#)

Avcı H, Karabulut B, Eken HD, Faraşoğlu A, Çakıl T, Çoruk S, Özel H, Kaya NK, Özbalta SÖ. Ear Nose Throat J. 2021 Jul 8:1455613211028493. doi: 10.1177/01455613211028493. Online ahead of print. PMID: 34233498

[Structural Basis for a Neutralizing Antibody Response Elicited by a Recombinant Hantaan Virus G<sub>n</sub> Immunogen.](#)

Rissanen I, Krumm SA, Stass R, Whitaker A, Voss JE, Bruce EA, Rothenberger S, Kunz S, Burton DR, Huiskonen JT, Botten JW, Bowden TA, Doores KJ. mBio. 2021 Jul 6:e0253120. doi: 10.1128/mBio.02531-20. Online ahead of print. PMID: 34225492

[A Review on the Effectivity of the Current COVID-19 Drugs and Vaccines: Are They Really Working Against the Severe Acute Respiratory Syndrome Coronavirus 2 \(SARS-CoV-2\) Variants?](#)

Noor R. Curr Clin Microbiol Rep. 2021 Jul 3:1-8. doi: 10.1007/s40588-021-00172-w. Online ahead of print. PMID: 34249605

[COVID-19 pandemics Stage II - Energy and environmental impacts of vaccination.](#)

Klemeš JJ, Jiang P, Fan YV, Bokhari A, Wang XC. Renew Sustain Energy Rev. 2021 Oct;150:111400. doi: 10.1016/j.rser.2021.111400. Epub 2021 Jul 6. PMID: 34248390

[COVID-19 Pandemic and the Convalescent Plasma Therapy: Possible Benefits and Risks.](#)

Noor R, Tasnim N, Saha C. Curr Clin Microbiol Rep. 2021 Jul 3:1-5. doi: 10.1007/s40588-021-00174-8. Online ahead of print. PMID: 34249604

[Severe bacterial infection in young infants with pyrexia admitted to the emergency department.](#)

Chen YT, Chang YJ, Liu BY, Lee EP, Wu HP. *Medicine (Baltimore)*. 2021 Jul 9;100(27):e26596. doi: 10.1097/MD.00000000000026596. PMID: 34232210

[Immunization with recombinant protein Ag43::UpaH with alum and 1,25\(OH\)2D3 adjuvants significantly protects Balb/C mice against urinary tract infection caused by uropathogenic Escherichia coli.](#)

Habibi M, Azimi S, Khoobbakht D, Roghanian P, Asadi Karam MR. *Int Immunopharmacol*. 2021 Jul;96:107638. doi: 10.1016/j.intimp.2021.107638. Epub 2021 Apr 10. PMID: 33848909

[What the dental practitioner needs to know about pharmaco-therapeutic modalities of COVID-19 treatment: A review.](#)

Dar-Odeh N, Elsayed S, Babkair H, Abu-Hammad S, Althagafi N, Bahabri R, Eldeen YS, Aljohani W, Abu-Hammad O. *J Dent Sci*. 2021 Jul;16(3):806-816. doi: 10.1016/j.jds.2020.11.007. Epub 2020 Nov 19. PMID: 33230404

[Identification of HLA-A2 restricted CD8+ T cell epitopes in SARS-CoV-2 structural proteins.](#)

Deng J, Pan J, Qiu M, Mao L, Wang Z, Zhu G, Gao L, Su J, Hu Y, Luo OJ, Chen G, Wang P. *J Leukoc Biol*. 2021 Jul 7. doi: 10.1002/JLB.4MA0621-020R. Online ahead of print. PMID: 34231935

[A randomized phase 1 study of the safety and immunogenicity of 2 novel pneumococcal conjugate vaccines in healthy Japanese adults in the United States.](#)

Fitz-Patrick D, Young M Jr, Scott DA, Scully IL, Baugher G, Peng Y, Jansen KU, Gruber W, Watson W. *Hum Vaccin Immunother*. 2021 Jul 3;17(7):2249-2256. doi: 10.1080/21645515.2020.1863177. Epub 2021 Feb 5. PMID: 33545022

[Optimized supply chain model reduces health system costs in DRC.](#)

Thomas D, Motomoke E, Crawford J, Defawe O, Makaya A, Ngwato JW, Bompongo J, Monzembela J, Ailstock G, Bancroft E, Magadzire B, Baabo D, Watson N. *Vaccine*. 2021 Jul 5;39(30):4166-4172. doi: 10.1016/j.vaccine.2021.05.083. Epub 2021 Jun 12. PMID: 34127290

[Surveillance and molecular characterization of human sapovirus in patients with acute gastroenteritis in Brazil, 2010 to 2017.](#)

Cilli A, Luchs A, Morillo SG, Carmona RCC, Dos Santos FCP, Maeda AY, Primo D, Pacheco GT, Souza EV, Medeiros RS, Timenetsky MDCST. *J Clin Virol*. 2021 Jul;140:104844. doi: 10.1016/j.jcv.2021.104844. Epub 2021 Apr 26. PMID: 33971579

[Multifaceted strategies for the control of COVID-19 outbreaks in long-term care facilities in Ontario, Canada.](#)

Vilches TN, Nourbakhsh S, Zhang K, Juden-Kelly L, Cipriano LE, Langley JM, Sah P, Galvani AP, Moghadas SM. *Prev Med*. 2021 Jul;148:106564. doi: 10.1016/j.ypmed.2021.106564. Epub 2021 Apr 18. PMID: 33878351

[Screening for latent tuberculosis before starting TNF-alpha inhibitors in a population with high BCG vaccination rates.](#)

Hacioglu A, Borekci S, Melikoglu M, Ozguler Y, Esatoglu SN, Ugurlu S, Seyahi E, Fresko I, Hamuryudan V, Ozdogan H, Yurdakul S, Hatemi I, Celik AF, Ongen HG, Hatemi G. *Rheumatol Int*. 2021 Jul 6. doi: 10.1007/s00296-021-04926-z. Online ahead of print. PMID: 34228162



[Assessing the burden of congenital rubella syndrome in China and evaluating mitigation strategies: a metapopulation modelling study.](#)

Su Q, Feng Z, Hao L, Ma C, Hagan JE, Grant GB, Wen N, Fan C, Yang H, Rodewald LE, Wang H, Glasser JW. *Lancet Infect Dis.* 2021 Jul;21(7):1004-1013. doi: 10.1016/S1473-3099(20)30475-8. Epub 2021 Jan 27. PMID: 33515508

[Analytical evaluation and critical appraisal of early commercial SARS-CoV-2 immunoassays for routine use in a diagnostic laboratory.](#)

Cramer A, Goodman N, Cross T, Gant V, Dziadzio M. *Br J Biomed Sci.* 2021 Jul;78(3):141-146. doi: 10.1080/09674845.2020.1864108. Epub 2021 Feb 10. PMID: 33308026

[COVID-19 and the impact on rural and black church Congregants: Results of the C-M-C project.](#)

Williams LB, Fernander AF, Azam T, Gomez ML, Kang J, Moody CL, Bowman H, E Schoenberg N. *Res Nurs Health.* 2021 Jul 5. doi: 10.1002/nur.22167. Online ahead of print. PMID: 34227136

[Nanocochleates containing N-Octylglycoside extracted Vibrio cholerae antigens elicited high vibriocidal antibodies titers after intragastric immunization in a mice model.](#)

Tamargo SB, Bui Thanh T, Pérez M, Otero O, Oliva HR, Falero G, Pérez JL, Cedré MB, Okuskhanova E, Thiruvengadam M, Shariati MA, Sierra GVG. *Microb Pathog.* 2021 Jul;156:104902. doi: 10.1016/j.micpath.2021.104902. Epub 2021 Apr 27. PMID: 33930421

[The impact of influenza vaccination in patients with cardiovascular disease: An overview of systematic reviews.](#)

Rodrigues BS, Alves M, Duarte GS, Costa J, Pinto FJ, Caldeira D. *Trends Cardiovasc Med.* 2021 Jul;31(5):315-320. doi: 10.1016/j.tcm.2020.06.003. Epub 2020 Jun 12. PMID: 32535214

[Serological patterns of hepatitis B virus infection among people living with HIV in Ibadan, Nigeria.](#)

Akinniyi OG, Adetunji SO, Alawode-Obabiyi LA, Japhet MO, Donbraye E. *J Immunoassay Immunochem.* 2021 Jul 4;42(4):444-452. doi: 10.1080/15321819.2021.1895218. Epub 2021 Mar 22. PMID: 33750262

[Burden of Norovirus in the United States, as Estimated Based on Administrative Data: Updates for Medically Attended Illness and Mortality, 2001-2015.](#)

Burke RM, Mattison CP, Pindyck T, Dahl RM, Rudd J, Bi D, Curns AT, Parashar U, Hall AJ. *Clin Infect Dis.* 2021 Jul 1;73(1):e1-e8. doi: 10.1093/cid/ciaa438. PMID: 32291450

[Serum IgG Profiling of Toddlers Reveals a Subgroup with Elevated Seropositive Antibodies to Viruses Correlating with Increased Vaccine and Autoantigen Responses.](#)

Pichilingue-Reto P, Raj P, Li QZ, Dozmorov I, Karp DR, Wakeland EK, Nelson M, Gruchalla RS, de la Morena MT, van Oers NSC. *J Clin Immunol.* 2021 Jul;41(5):1031-1047. doi: 10.1007/s10875-021-00993-w. Epub 2021 Mar 3. PMID: 33656624

[Impact of health system protocol on patient qualification for influenza point-of-care testing.](#)

Wells T, Wright A, Hudson E, Gay T, McLeod H, Ghassemi E. *J Am Pharm Assoc (2003).* 2021 Jul-Aug;61(4S):S118-S122. doi: 10.1016/j.japh.2020.09.011. Epub 2020 Oct 11. PMID: 33054986

[Genomic Characterization of SARS-CoV-2 Isolates from Patients in Turkey Reveals the Presence of Novel Mutations in Spike and nsp12 Proteins.](#)

Sahin E, Bozdayi G, Yigit S, Muftah H, Dizbay M, Tunccan OG, Fidan I, Caglar K. J Med Virol. 2021 Jul 9. doi: 10.1002/jmv.27188. Online ahead of print. PMID: 34241906

[Effect of Influenza Vaccination in Preventing Laboratory-Confirmed Influenza Hospitalization in Patients With Diabetes Mellitus.](#)

Martínez-Baz I, Navascués A, Portillo ME, Casado I, Fresán U, Ezpeleta C, Castilla J. Clin Infect Dis. 2021 Jul 1;73(1):107-114. doi: 10.1093/cid/ciaa564. PMID: 32412600

[Primary Immunization Series Coverage of Children With Sickle Cell Disease.](#)

Peng HK, Dombkowski KJ, Freed GL, Creary SE, Smith D, Reeves SL. Am J Prev Med. 2021 Jul;61(1):124-127. doi: 10.1016/j.amepre.2021.01.015. Epub 2021 Mar 11. PMID: 33715942

[Real-World Effectiveness of Human Papillomavirus Vaccination Against Vulvovaginal High-Grade Precancerous Lesions and Cancers.](#)

Dehlendorff C, Baandrup L, Kjaer SK. J Natl Cancer Inst. 2021 Jul 1;113(7):869-874. doi: 10.1093/jnci/djaa209. PMID: 33377930

[Automatic Detection of Coronavirus Disease \(COVID-19\) in X-ray and CT Images: A Machine Learning Based Approach.](#)

Kassania SH, Kassanib PH, Wesolowskic MJ, Schneidera KA, Detersa R. Biocybern Biomed Eng. 2021 Jul-Sep;41(3):867-879. doi: 10.1016/j.bbe.2021.05.013. Epub 2021 Jun 5. PMID: 34108787

[Comparative analysis of SARS-CoV-2 envelope viroporin mutations from COVID-19 deceased and surviving patients revealed implications on its ion-channel activities and correlation with patient mortality.](#)

Rizwan T, Kothidar A, Meghwani H, Sharma V, Shobhawat R, Saini R, Vaishnav HK, Singh V, Pratap M, Sihag H, Kumar S, Dey JK, Dey SK. J Biomol Struct Dyn. 2021 Jul 6:1-16. doi: 10.1080/07391102.2021.1944319. Online ahead of print. PMID: 34229570

[Global estimates of expected and preventable cervical cancers among girls born between 2005 and 2014: a birth cohort analysis.](#)

Bonjour M, Charvat H, Franco EL, Piñeros M, Clifford GM, Bray F, Baussano I. Lancet Public Health. 2021 Jul;6(7):e510-e521. doi: 10.1016/S2468-2667(21)00046-3. Epub 2021 Apr 15. PMID: 33864738

[SARS-CoV-2 infection, COVID-19 and timing of elective surgery: A multidisciplinary consensus statement on behalf of the Association of Anaesthetists, the Centre for Peri-operative Care, the Federation of Surgical Specialty Associations, the Royal College of Anaesthetists and the Royal College of Surgeons of England.](#)

El-Boghdadly K, Cook TM, Goodacre T, Kua J, Blake L, Denmark S, McNally S, Mercer N, Moonesinghe SR, Summerton DJ. Anaesthesia. 2021 Jul;76(7):940-946. doi: 10.1111/anae.15464. Epub 2021 Mar 18. PMID: 33735942

[Administration of a recombinant ALDH7A1 \(rA7\) indicates potential regulation of the metabolite and immunology pathways in Atlantic salmon infected with Aeromonas salmonicida.](#)

Li X, Fan K, Liu Y, Liu Y, Liu PF. J Fish Dis. 2021 Jul;44(7):961-977. doi: 10.1111/jfd.13355. Epub 2021 Mar 1. PMID: 33645734

[Convalescent plasma therapy as a conventional trick for treating COVID-19: a systematic review and meta-analysis study.](#)

Keikha M, Karbalaeei M. *New Microbes New Infect.* 2021 Jul;42:100901. doi: 10.1016/j.nmni.2021.100901. Epub 2021 May 18. PMID: 34026229

[Association between the HLA genotype and the severity of COVID-19 infection among South Asians.](#)

Naemi FMA, Al-Adwani S, Al-Khatibi H, Al-Nazawi A. *J Med Virol.* 2021 Jul;93(7):4430-4437. doi: 10.1002/jmv.27003. Epub 2021 Apr 23. PMID: 33830530

[B16 melanoma control by anti-PD-L1 requires CD8+ T cells and NK cells: application of anti-PD-L1 Abs and Trp2 peptide vaccines.](#)

Ji S, Lee J, Lee ES, Kim DH, Sin JI. *Hum Vaccin Immunother.* 2021 Jul 3;17(7):1910-1922. doi: 10.1080/21645515.2020.1866951. Epub 2021 Jan 31. PMID: 33522416

[COVID-19 in Asia: Transmission factors, re-opening policies, and vaccination simulation.](#)

Baniasad M, Mofrad MG, Bahmanabadi B, Jamshidi S. *Environ Res.* 2021 Jul 8:111657. doi: 10.1016/j.envres.2021.111657. Online ahead of print. PMID: 34246638

[Single-Cell RNA Sequencing Reveals Cellular Heterogeneity and Stage Transition under Temperature Stress in Synchronized Plasmodium falciparum Cells.](#)

Rawat M, Srivastava A, Johri S, Gupta I, Karmodiya K. *Microbiol Spectr.* 2021 Jul 7:e0000821. doi: 10.1128/Spectrum.00008-21. Online ahead of print. PMID: 34232098

[Public health impact and cost-effectiveness of catch-up 9-valent HPV vaccination of individuals through age 45 years in the United States.](#)

Daniels V, Prabhu VS, Palmer C, Samant S, Kothari S, Roberts C, Elbasha E. *Hum Vaccin Immunother.* 2021 Jul 3;17(7):1943-1951. doi: 10.1080/21645515.2020.1852870. Epub 2021 Jan 10. PMID: 33427033

[Comparison of Diagnostic Criteria for Common Variable Immunodeficiency Disorders \(CVID\) in the New Zealand CVID Cohort Study.](#)

Ameratunga R, Longhurst H, Steele R, Woon ST. *Clin Rev Allergy Immunol.* 2021 Jul 8. doi: 10.1007/s12016-021-08860-7. Online ahead of print. PMID: 34236581

[High-sensitivity SARS-CoV-2 group testing by digital PCR among symptomatic patients in hospital settings.](#)

Martin A, Storto A, Le Hingrat Q, Collin G, André B, Mallory A, Dangla R, Descamps D, Visseaux B, Gossner O. *J Clin Virol.* 2021 Jul 3;141:104895. doi: 10.1016/j.jcv.2021.104895. Online ahead of print. PMID: 34246075

[Promoting, seeking, and reaching vaccination services: A systematic review of costs to immunization programs, beneficiaries, and caregivers.](#)

Yemeke TT, Mitgang E, Wedlock PT, Higgins C, Chen HH, Pallas SW, Abimbola T, Wallace A, Bartsch SM, Lee BY, Ozawa S. *Vaccine.* 2021 Jul 1:S0264-410X(21)00670-8. doi: 10.1016/j.vaccine.2021.05.075. Online ahead of print. PMID: 34218959

[Systematic review of the costs for vaccinators to reach vaccination sites: Incremental costs of reaching hard-to-reach populations.](#)

Ozawa S, Yemeke TT, Mitgang E, Wedlock PT, Higgins C, Chen HH, Pallas SW, Abimbola T, Wallace A, Bartsch SM, Lee BY. Vaccine. 2021 Jul 5:S0264-410X(21)00581-8. doi: 10.1016/j.vaccine.2021.05.019. Online ahead of print. PMID: 34238610

[B cell depletion impairs vaccination-induced CD8<sup>+</sup> T cell responses in a type I interferon-dependent manner.](#)

Graalman T, Borst K, Manchanda H, Vaas L, Bruhn M, Graalman L, Koster M, Verboom M, Hallensleben M, Guzmán CA, Sutter G, Schmidt RE, Witte T, Kalinke U. Ann Rheum Dis. 2021 Jul 5:annrheumdis-2021-220435. doi: 10.1136/annrheumdis-2021-220435. Online ahead of print. PMID: 34226189

[Early whole blood transcriptional responses to radiation-attenuated Plasmodium falciparum sporozoite vaccination in malaria naïve and malaria pre-exposed adult volunteers.](#)

Duffy FJ, Du Y, Carnes J, Epstein JE, Hoffman SL, Abdulla S, Jongo S, Mpina M, Daubenberger C, Aitchison JD, Stuart K. Malar J. 2021 Jul 9;20(1):308. doi: 10.1186/s12936-021-03839-3. PMID: 34243763

[Has the human papillomavirus \(HPV\) immunization programme improved obstetric outcomes in spontaneous delivery? An ecological study.](#)

Xu X, Woolner A, Bhattacharya S, Cotton S, Zhao F, Cruickshank M. Eur J Obstet Gynecol Reprod Biol. 2021 Jul;262:221-227. doi: 10.1016/j.ejogrb.2021.05.037. Epub 2021 May 24. PMID: 34082145

[Retrospective analysis of neonatal deaths secondary to infections in England and Wales, 2013-2015.](#)

Oligbu G, Ahmed L, Ferraras-Antolin L, Ladhani S. Arch Dis Child Fetal Neonatal Ed. 2021 Jul;106(4):363-369. doi: 10.1136/archdischild-2020-319093. Epub 2020 Nov 25. PMID: 33239280

[Spontaneous and targeted mutations in the decapping enzyme enhance replication of modified vaccinia virus Ankara \(MVA\) in monkey cells.](#)

Erez N, Wyatt LS, Americo JL, Xiao W, Moss B. J Virol. 2021 Jul 7:JV10110421. doi: 10.1128/JVI.01104-21. Online ahead of print. PMID: 34232734

[Autoantibodies to heat shock protein 60, 70, and 90 are not altered in the anti-SARS-CoV-2 IgG-seropositive humans without or with mild symptoms.](#)

Mantej J, Bednarek M, Sitko K, Świętoń M, Tukaj S. Cell Stress Chaperones. 2021 Jul;26(4):735-740. doi: 10.1007/s12192-021-01215-3. Epub 2021 Jun 2. PMID: 34080135

[A Retrospective observational cohort study of the effect of antenatal influenza vaccination on birth outcomes in Cape Town, South Africa, 2015-2016.](#)

McMorrow ML, Rossi L, Meiring S, Bishop K, Itzikowitz R, Isaacs W, Stellenboom F, Walaza S, Hellferscee O, Treurnicht FK, Zar HJ, Tempia S, Cohen C. Influenza Other Respir Viruses. 2021 Jul;15(4):446-456. doi: 10.1111/irv.12836. Epub 2021 Jan 16. PMID: 33452708

[Descriptive epidemiology of measles cases in Bauchi State, 2013-2018.](#)

Ori PU, Adebawale A, Umeokonkwo CD, Osigwe U, Balogun MS. BMC Public Health. 2021 Jul 5;21(1):1311. doi: 10.1186/s12889-021-11063-6. PMID: 34225675

[Significant decline of HPV 6 infection and genital warts despite low HPV vaccination coverage in young women in Germany: a long-term prospective, cohort data analysis.](#)

Denecke A, Iftner T, Iftner A, Riedle S, Ocak M, Luyten A, Üye I, Tunc K, Petry KU. BMC Infect Dis. 2021 Jul 2;21(1):634. doi: 10.1186/s12879-021-06139-y. PMID: 34215215

[Implications of household tobacco and alcohol use on child health and women's welfare in six low and middle-income countries: An analysis from a gender perspective.](#)

Wu DC, Shannon G, Reynales-Shigematsu LM, Saenz de Miera B, Llorente B, Jha P. Soc Sci Med. 2021 Jul;281:114102. doi: 10.1016/j.socscimed.2021.114102. Epub 2021 Jun 5. PMID: 34118685

[QT effects of bedaquiline, delamanid, or both in patients with rifampicin-resistant tuberculosis: a phase 2, open-label, randomised, controlled trial.](#)

Dooley KE, Rosenkranz SL, Conradie F, Moran L, Hafner R, von Groote-Bidlingmaier F, Lama JR, Shenje J, De Los Rios J, Comins K, Morganroth J, Diacon AH, Cramer YS, Donahue K, Maartens G; AIDS Clinical Trials Group (ACTG) A5343 DELIBERATE Study Team. Lancet Infect Dis. 2021 Jul;21(7):975-983. doi: 10.1016/S1473-3099(20)30770-2. Epub 2021 Feb 12. PMID: 33587897

[Application Of A Non-Linear Multi-Model Ayurveda Intervention In Elderly COVID-19 Patients- A Retrospective Case Series.](#)

Dinesh KS, Nazeema PK, Archana M, Jayakrishnan K, Santhi Krishna AS, Swapna CS, Sujitha VK, Anju S, Girish BM, Geethu B, Krishnendu C. J Ayurveda Integr Med. 2021 Jul 2. doi: 10.1016/j.jaim.2021.06.016. Online ahead of print. PMID: 34230788

[Hepatitis B virus infection among men who have sex with men and transgender women living with or at risk for HIV: a cross sectional study in Abuja and Lagos, Nigeria.](#)

Adeyemi OA, Mitchell A, Shutt A, Crowell TA, Ndembu N, Kokogho A, Ramadhani HO, Robb ML, Baral SD, Ake JA, Charurat ME, Peel S, Nowak RG; TRUST/RV368 study group. BMC Infect Dis. 2021 Jul 6;21(1):654. doi: 10.1186/s12879-021-06368-1. PMID: 34229613

[Prevalence of group B streptococcal colonization in the healthy non-pregnant population: a systematic review and meta-analysis.](#)

van Kassel MN, Janssen SWCM, Kofman S, Brouwer MC, van de Beek D, Bijlsma MW. Clin Microbiol Infect. 2021 Jul;27(7):968-980. doi: 10.1016/j.cmi.2021.03.024. Epub 2021 Apr 2. PMID: 33813109

[COVID-19 pandemic in BRICS countries and its association with socio-economic and demographic characteristics, health vulnerability, resources, and policy response.](#)

Zhu J, Yan W, Zhu L, Liu J. Infect Dis Poverty. 2021 Jul 8;10(1):97. doi: 10.1186/s40249-021-00881-w. PMID: 34238368

[Disparities in Learning Mode Access Among K-12 Students During the COVID-19 Pandemic, by Race/Ethnicity, Geography, and Grade Level - United States, September 2020-April 2021.](#)

Oster E, Jack R, Halloran C, Schoof J, McLeod D, Yang H, Roche J, Roche D. MMWR Morb Mortal Wkly Rep. 2021 Jul 2;70(26):953-958. doi: 10.15585/mmwr.mm7026e2. PMID: 34197363

[Multicenter, Open-Label, Phase I Study of DSP-7888 Dosing Emulsion in Patients with Advanced Malignancies.](#)

Spira A, Hansen AR, Harb WA, Curtis KK, Koga-Yamakawa E, Origuchi M, Li Z, Ertik B, Shaib WL. Target Oncol. 2021 Jul;16(4):461-469. doi: 10.1007/s11523-021-00813-6. Epub 2021 May 3. PMID: 33939067



[Neonatal Bacille Calmette-Guérin vaccination and tuberculin skin test reactions at 2- and 6-months: Effects on mortality up to 1 year of age.](#)

Schaltz-Buchholzer F, Roth A, de Bree LCJ, Biering-Sørensen S, Timmermann CAG, Monteiro I, Aaby P, Benn CS. *Vaccine*. 2021 Jul 2:S0264-410X(21)00839-2. doi: 10.1016/j.vaccine.2021.06.077. Online ahead of print. PMID: 34226104

[Estimated SARS-CoV-2 Seroprevalence in US Patients Receiving Dialysis 1 Year After the Beginning of the COVID-19 Pandemic.](#)

Anand S, Montez-Rath M, Han J, Cadden L, Hunsader P, Kerschmann R, Beyer P, Boyd SD, Garcia P, Dittrich M, Block GA, Parsonnet J, Chertow GM. *JAMA Netw Open*. 2021 Jul 1;4(7):e2116572. doi: 10.1001/jamanetworkopen.2021.16572. PMID: 34251441

[Higher severe acute respiratory syndrome coronavirus 2 infection rate in pregnant patients.](#)

Lokken EM, Taylor GG, Huebner EM, Vanderhoeven J, Hendrickson S, Coler B, Sheng JS, Walker CL, McCartney SA, Kretzer NM, Resnick R, Kachikis A, Barnhart N, Schulte V, Bergam B, Ma KK, Albright C, Larios V, Kelley L, Larios V, Emhoff S, Rah J, Retzlaff K, Thomas C, Paek BW, Hsu RJ, Erickson A, Chang A, Mitchell T, Hwang JK, Gourley R, Erickson S, Delaney S, Kline CR, Archabald K, Blain M, LaCourse SM, Adams Waldorf KM; Washington COVID-19 in Pregnancy Collaborative. *Am J Obstet Gynecol*. 2021 Jul;225(1):75.e1-75.e16. doi: 10.1016/j.ajog.2021.02.011. Epub 2021 Feb 16. PMID: 33607103

[Rotavirus research: 2014-2020.](#)

Caddy S, Papa G, Borodavka A, Desselberger U. *Virus Res*. 2021 Jul 2:198499. doi: 10.1016/j.virusres.2021.198499. Online ahead of print. PMID: 34224769

[Return-to-work, disabilities and occupational health in the age of COVID-19.](#)

Godeau D, Petit A, Richard I, Roquelaure Y, Descatha A. *Scand J Work Environ Health*. 2021 Jul 1;47(5):408-409. doi: 10.5271/sjweh.3960. Epub 2021 May 18. PMID: 34003294

## Patentes registradas en Patentscope

Estrategia de búsqueda: *Vaccine in the title or abstract AND 20210701:20210710 as the publication date 49 records.*

### 1. [20210205445](#) Vaccine Adjuvant

US - 08.07.2021

Clasificación Internacional [A61K 39/39](#) N° de solicitud 17186366 Solicitante Wisconsin Alumni Research Foundation Inventor/a Bruce Steven Klein

A Dectin-2 ligand vaccine adjuvant and a method of making and using the Dectin-2 ligand vaccine adjuvant in a vaccine to immunize a patient are disclosed. Also discloses is a vaccine composition comprising a BI-Eng2 antigen and methods of using the vaccine composition to immunize a subject against a fungal infection.

### 2. [20210196808](#) CANCER VACCINE

US - 01.07.2021

Clasificación Internacional [A61K 39/00](#) N° de solicitud 17055293 Solicitante UNIVERSITY COLLEGE CARDIFF CONSULTANTS LTD Inventor/a Andrew GODKIN

The present disclosure relates to an immunogenic agent comprising Dna J heat shock protein family (Hsp40) member B7 or an immunogenic fragment thereof; a DNA vaccine comprising a nucleic acid encoding said protein or at least one immunogenic fragment thereof; a pharmaceutical composition or vector or DNA vaccine for use in the treatment of cancer; and a method of treating cancer comprising the use of said immunogenic agent or pharmaceutical composition or vector or DNA vaccine.

3. [20210205446](#) CONJUGATE VACCINE TARGETING A DISEASE-CAUSING BIOLOGICAL PROTEIN  
US - 08.07.2021

Clasificación Internacional [A61K 39/39](#) N° de solicitud 17200552 Solicitante OSAKA UNIVERSITY  
Inventor/a Hironori NAKAGAMI

The present invention provides a vaccine containing a complex of a peptide consisting of the amino acid sequence of SEQ ID NO: 1 and an epitope of a disease-causing biological protein such as DPP4, IL-17A, IgE, S100A9 or PCSK9, which vaccine uses a less antigenic carrier protein and is capable of inducing antibody production to serve as an effective vaccine.

4. [202148029274](#) NOVEL PEPTIDES, COMBINATION OF PEPTIDES AND SCAFFOLDS FOR USE IN IMMUNOTHERAPEUTIC TREATMENT OF VARIOUS CANCERS  
IN - 02.07.2021

Clasificación Internacional [A61K /](#) N° de solicitud 202148029274 Solicitante IMMATICS  
BIOTECHNOLOGIES GMBH Inventor/a MAHR, Andrea

We claim: 1. A synthetic peptide comprising an amino acid sequence selected from the group consisting of SEQ ID No. 193, SEQ ID No. 1 to SEQ ID No. 192, SEQ ID No. 194 to SEQ ID No. 388, and variant sequences thereof that are at least 88% homologous to SEQ ID No. 193, SEQ ID No. 1 to SEQ ID No. 192, SEQ ID No. 194 to SEQ ID No. 388, and wherein said variant binds to molecule(s) of the major histocompatibility complex (MHC) and/or induces T cells cross-reacting with said variant peptide; and a pharmaceutical acceptable salt thereof, wherein said peptide is not a full-length polypeptide. 2. The peptide as claimed in claim 1, wherein said peptide has the ability to bind to an MHC class-I or -II molecule, and wherein said peptide, when bound to said MHC, is capable of being recognized by CD4 and/or CD8 T cells. 3. The peptide or variant thereof as claimed in claim 1 or 2, wherein the amino acid sequence thereof comprises a continuous stretch of amino acids according to any one of SEQ ID No. 193, SEQ ID No. 1 to SEQ ID No. 192, SEQ ID No. 194 to SEQ ID No. 388. 4. The peptide or variant as claimed in any of claims 1 to 3, wherein said peptide or variant thereof has an overall length of from 8 to 100, preferably from 8 to 30, and more preferred from 8 to 16 amino acids, and most preferred wherein the peptide consists or consists essentially of an amino acid sequence selected from a group consisting of SEQ ID No. 193, SEQ ID No. 1 to SEQ ID No. 192, SEQ ID No. 194 to SEQ ID No. 388. 5. The peptide or variant as claimed in any of Claims 1 to 4, wherein said peptide is modified and/or includes non-peptide bonds. 6. The peptide or variant thereof as claimed in any of Claims 1 to 5, wherein said peptide is part of a fusion protein, in particular comprising N-terminal amino acids of the HLA-DR antigen-associated invariant chain (Ii). 7. A nucleic acid, encoding a peptide or variant thereof as claimed in any one of claims 1 to 6, optionally linked to a heterologous promoter sequence. 8. An expression vector capable of expressing the nucleic acid as claimed in claim 7. 9. A recombinant host cell comprising the peptide as claimed in any one of claim 1 to 6, the nucleic acid as claimed in claim 7 or the expression vector as claimed in claim 8, wherein said host cell preferably is an antigen presenting cell, such as a dendritic cell. 10. The peptide or variant thereof as claimed in any one of claims 1 to 6, the nucleic acid as claimed in claim 7, the expression vector as claimed in claim 8, or the host cell as claimed in claim 9 for preparation of a medicine. 11. A method for producing the peptide or variant thereof as claimed in any one of claims 1 to 6, the method comprising culturing the host cell as claimed in claim 9 that presents the peptide as claimed in claim 1 to 6, or expresses the nucleic acid as claimed in claim 7 or expresses the expression

vector as claimed in claim 8, and isolating the peptide or variant thereof from the host cell or its culture medium. 12. An in vitro method for producing activated T lymphocytes, the method comprising contacting in vitro T cells with antigen loaded human class I or II MHC molecules expressed on the surface of a suitable antigen-presenting cell or an artificial construct mimicking an antigen-presenting cell for a period of time sufficient to activate said T cells in an antigen specific manner, wherein said antigen is a peptide as claimed in any one of claims 1 to 4. 13. An activated T lymphocyte, produced by the method as claimed in claim 12, that selectively recognizes a cell which presents a polypeptide comprising an amino acid sequence as claimed in one of claims 1 to 4. 14. A method for killing target cells in a patient which target cells present a polypeptide comprising an amino acid sequence as claimed in any one of claims 1 to 4, the method comprising administering to the patient an effective number of activated T cells as claimed in claim 13. 15. An antibody, in particular a soluble or membrane-bound antibody, that specifically recognizes the peptide or variant thereof as claimed in any of claims 1 to 5, preferably the peptide or variant thereof as claimed in any of claims 1 to 5 when bound to an MHC molecule. 16. A medicament for the diagnosis and/or treatment of cancer comprising of a peptide as claimed in any one of claims 1 to 6, the nucleic acid as claimed in claim 7, the expression vector as claimed in claim 8, the cell as claimed in claim 9, the activated T lymphocyte as claimed in claim 13 or the antibody as claimed in claim 15. 17. The medicament as claimed in Claim 16, wherein the said medicament is for the diagnosis/ treatment of cancer selected from the group of glioblastoma, breast cancer, colorectal cancer, renal cell carcinoma, chronic lymphocytic leukemia, hepatocellular carcinoma, non-small cell and small cell lung cancer, Non-Hodgkin lymphoma, acute myeloid leukemia, ovarian cancer, pancreatic cancer, prostate cancer, esophageal cancer including cancer of the gastric-esophageal junction, gallbladder cancer and cholangiocarcinoma, melanoma, gastric cancer, testis cancer, urinary bladder cancer, or uterine cancer, and other tumors that show an overexpression of a protein from which at least one peptide selected from SEQ ID No. 193, SEQ ID No. 1 to SEQ ID No. 192, SEQ ID No. 194 to SEQ ID No. 388 is derived from. 18. A kit comprising: (a) a container comprising a pharmaceutical composition containing the peptide(s) or the variant as claimed in any one of claims 1 to 6, the nucleic acid(s) as claimed in claim 7, the expression vector(s) as claimed in claim 8, the recombinant cell(s) as claimed in claim 10, the activated T lymphocyte(s) as claimed in claim 13 or the antibody as claimed in claim 15, in solution or in lyophilized form; (b) optionally, a second container containing a diluent or reconstituting solution for the lyophilized formulation; (c) optionally, at least one more peptide selected from the group consisting of SEQ ID No. 1 to SEQ ID No. 417, and (d) optionally, instructions for (i) use of the solution or (ii) reconstitution and/or use of the lyophilized formulation. 19. The kit as claimed in claim 18, further comprising one or more of (iii) a buffer, (iv) a diluent, (v) a filter, (vi) a needle, or (v) a syringe. 20. The kit as claimed in claim 18 or 19, wherein said peptide is selected from the group consisting of SEQ ID No. 193, SEQ ID No. 1 to SEQ ID No. 192, SEQ ID No. 194 to SEQ ID No. 388. 21. A method for producing a personalized anti-cancer vaccine or a compound-based and/or cellular therapy for an individual patient, said method comprising: a) identifying tumour-associated peptides (TUMAPs) presented by a tumour sample from said individual patient; b) comparing the peptides as identified in a) with a warehouse of peptides that have been pre-screened for immunogenicity and/or over-presentation in tumours as compared to normal tissues c) selecting at least one peptide from the warehouse that matches a TUMAP identified in the patient; and d) formulating the personalized vaccine or compound-based or cellular therapy based on step c) wherein said warehouse peptide comprises an amino acid sequence selected from the group consisting of SEQ ID No. 193, SEQ ID No. 1 to SEQ ID No. 192, SEQ ID No. 194 to SEQ ID No. 388. 22. The method as claimed in claim 21, wherein said TUMAPs are identified by: a1) comparing expression data from the tumour sample to expression data from a sample of normal tissue corresponding to the tissue type of the tumour sample to identify proteins that are over-expressed or aberrantly expressed in the tumour sample; and a2) correlating the expression data with sequences of MHC ligands bound to MHC class I and/or

class II molecules in the tumour sample to identify MHC ligands derived from proteins over-expressed or aberrantly expressed by the tumour. 23. The method as claimed in claim 21 or 22, wherein the sequences of MHC ligands are identified by eluting bound peptides from MHC molecules isolated from the tumour sample, and sequencing the eluted ligands. 24. The method as claimed in any of claims 21 to 23, wherein the normal tissue corresponding to the tissue type of the tumour sample is obtained from the same patient. 25. The method as claimed in any one of claims 21 to 24, wherein the peptides included in the warehouse are identified based on the following steps: aa. Performing genome-wide messenger ribonucleic acid (mRNA) expression analysis by highly parallel methods, such as microarrays or sequencing-based expression profiling, comprising identify genes that over-expressed in a malignant tissue, compared with a normal tissue or tissues; ab. Selecting peptides encoded by selectively expressed or over-expressed genes as detected in step aa, and ac. Determining an induction of in vivo T-cell responses by the peptides as selected comprising in vitro immunogenicity assays using human T cells from healthy donors or said patient; or ba. Identifying HLA ligands from said tumour sample using mass spectrometry; bb. Performing genome-wide messenger ribonucleic acid (mRNA) expression analysis by highly parallel methods, such as microarrays or sequencing-based expression profiling, comprising identify genes that over-expressed in a malignant tissue, compared with a normal tissue or tissues; be. Comparing the identified HLA ligands to said gene expression data; bd. Selecting peptides encoded by selectively expressed or over-expressed genes as detected in step be; be. Re-detecting of selected TUMAPs from step bd on tumour tissue and lack of or infrequent detection on healthy tissues and confirming the relevance of over-expression at the mRNA level; and bf. Determining an induction of in vivo T-cell responses by the peptides as selected comprising in vitro immunogenicity assays using human T cells from healthy donors or said patient. 26. The method as claimed in any of claims 21 to 25, wherein the immunogenicity of the peptides included in the warehouse is determined by a method comprising in vitro immunogenicity assays, patient immunomonitoring for individual HLA binding, MHC multimer staining, ELISPOT assays and/or intracellular cytokine staining. 27. The method as claimed in any of claims 21 to 26, further comprising identifying at least one mutation that is unique to the tumour sample relative to normal corresponding tissue from the individual patient, and selecting a peptide that correlates with the mutation for inclusion in the vaccine or for the generation of cellular therapies. 28. The method as claimed in claim 27, wherein said at least one mutation is identified by whole genome sequencing. 29. A T-cell receptor, preferably soluble or membrane-bound, that is reactive with an HLA ligand, wherein said ligand has at least 75% identity to an amino acid sequence selected from the group consisting of SEQ ID No. 193, SEQ ID No. 1 to SEQ ID No. 192, SEQ ID No. 194 to SEQ ID No. 388. 30. The T-cell receptor as claimed in claim 29, wherein said amino acid sequence is at least 88% identical to SEQ ID No. 193, SEQ ID No. 1 to SEQ ID No. 192, SEQ ID No. 194 to SEQ ID No. 388. 31. The T-cell receptor as claimed in claim 29 or 30, wherein said amino acid sequence consists any of SEQ ID No. 193, SEQ ID No. 1 to SEQ ID No. 192, SEQ ID No. 194 to SEQ ID No. 388. 32. The T-cell receptor as claimed in any of claims 29 to 31, wherein said T-cell receptor is provided as a soluble molecule and optionally carries a further effector function, such as an immune stimulating domain or toxin. 33. A nucleic acid, encoding for a TCR as claimed in any one of claims 29 to 32, optionally linked to a heterologous promoter sequence. 34. An expression vector capable of expressing the nucleic acid as claimed in claim 33. 35. A host cell comprising the nucleic acid as claimed in claim 33 or the nucleic acid encoding an antibody as claimed in claim 15 or the expression vector as claimed in claim 34, wherein said host cell preferably is a T cell or NK cell. 36. A method for producing the T cell receptor as claimed in any one of claims 29 to 32, said method comprising culturing a host cell as claimed in Claim 35, and isolating said T cell receptor from said host cell and/or its culture medium. 37. A pharmaceutical composition comprising at least one active ingredient selected from the group consisting of a) the peptide selected from the group consisting of SEQ ID No. 193, SEQ ID No. 1 to SEQ ID No. 192, SEQ ID No. 194 to SEQ ID No. 388b) a



T-cell receptor reactive with a peptide and/or the peptide-MHC complex according to a); c) a fusion protein comprising a peptide according to a), and the N- terminal amino acids 1 to 80 of the HLA-DR antigen-associated invariant chain (Ii); d) a nucleic acid encoding for any of a) to c) or an expression vector comprising said nucleic acid, e) a host cell comprising the expression vector of d, f) an activated T-lymphocyte, obtained by a method comprising contacting in vitro T cells with a peptide according to a) expressed on the surface of a suitable antigen presenting cell for a period of time sufficient to activate said T cell in an antigen specific manner, as well as a method to transfer these activated T cells into the autologous or other patients; g) an antibody, or soluble T-cell receptor, reactive to a peptide and/or the peptide - MHC complex according to a) and/or a cell presenting a peptide according to a), and potentially modified by fusion with for example immune- activating domains or toxins, h) an aptamer recognizing a peptide selected from the group consisting of SEQ ID No. 193, SEQ ID No. 1 to SEQ ID No. 192, SEQ ID No. 194 to SEQ ID No. 388 and/or a complex of a peptide selected from the group consisting of SEQ ID No. 193, SEQ ID No. 1 to SEQ ID No. 192, SEQ ID No. 194 to SEQ ID No. 388 with a MHC molecule, i) a conjugated or labelled peptide or scaffold according to any of a) to h) and a pharmaceutically acceptable carrier, and optionally, pharmaceutically acceptable excipients and/or stabilizers.38. An aptamer that specifically recognizes the peptide or variant thereof as claimed in any of claims 1 to 5, preferably the peptide or variant thereof as claimed in any of claims 1 to 5 that is bound to an MHC molecule.

#### 5. [20210196812](#) INORGANIC POLYATOMIC OXYANIONS FOR PROTECTING AGAINST ANTIGENIC DAMAGE DURING PATHOGEN INACTIVATION FOR VACCINE PRODUCTION

US - 01.07.2021

Clasificación Internacional [A61K 39/145](#) N° de solicitud 16994500 Solicitante Najit Technologies, Inc. Inventor/a Ian J. Amanna

Provided are methods for rapidly inactivating a pathogen, or for producing a vaccine composition containing an inactivated noninfectious pathogen having retained antigenicity and/or immunogenicity, comprising exposing the pathogen to a chemical inactivating agent (e.g., one or more chemical oxidizing, alkylating or crosslinking agents) in the presence of inorganic polyatomic oxyanions in an amount and for a time sufficient to render the pathogen noninfectious while enhancing retention of pathogen antigenicity and/or immunogenicity relative to that retained by contacting the pathogen with the chemical inactivating agent alone. The methods are broadly applicable to pathogens having RNA or DNA genomes (e.g., including viruses, bacteria, fungi, and parasites). Also provided are vaccine compositions (medicaments) containing a pathogen inactivated by exposure to an inactivating agent in the presence of elevated concentrations of inorganic polyatomic oxyanions, and methods for eliciting an immune response in a subject by administering the vaccine compositions.

#### 6. [20210196807](#) CANCER-SPECIFIC T-CELL RECEPTORS

US - 01.07.2021

Clasificación Internacional [A61K 39/00](#) N° de solicitud 17119899 Solicitante UNIVERSITY COLLEGE CARDIFF CONSULTANTS LTD. Inventor/a Andrew SEWELL

The present disclosure relates to a new anti-cancer peptide; a vector encoding same; a pharmaceutical composition or immunogenic agent or bispecific or vaccine comprising said anti-cancer peptide; use of said anti-cancer peptide, vector, pharmaceutical composition, immunogenic agent, bispecific or vaccine to treat cancer; a method of treating cancer using said anti-cancer peptide, vector, pharmaceutical composition, immunogenic agent, bispecific or vaccine; and a combination therapeutic for the treatment of cancer comprising said anti-cancer peptide, vector, pharmaceutical composition, immunogenic agent, bispecific or vaccine.

#### 7. [3843780](#) KOMBINATIONSIMPFSTOFF



EP - 07.07.2021

Clasificación Internacional [A61K 39/108](#) N° de solicitud 19756193 Solicitante INTERVET INT BV  
Inventor/a JACOBS ANTONIUS ARNOLDUS CHRISTIAAN

The present invention pertains to a vaccine comprising (a) an immunologically effective amount of a *Streptococcus suis* IgM protease antigen, (b) an immunologically effective amount of an *Escherichia coli* fibrial antigen, and (c) an immunologically effective amount of a *Clostridium* toxoid, and also pertains to use of the vaccine in a method for protecting pigs against a pathogenic infection with *Streptococcus suis*, *Escherichia coli* and *Clostridium*.

8.[WO/2021/130210](#)PROCESS FOR DESIGNING A RECOMBINANT POXVIRUS FOR A THERAPEUTIC VACCINE

WO - 01.07.2021

Clasificación Internacional [A61K 39/00](#) N° de solicitud PCT/EP2020/087597 Solicitante TRANSGENE  
Inventor/a GRELLIER, Benoît

The present invention generally relates to a process for designing a recombinant poxvirus for a therapeutic vaccine, i.e. personalized cancer vaccine, said recombinant poxvirus comprising one or more expression cassettes, each for expression of a fusion of a plurality of peptides, i.e. neopeptides, characterized in that it comprises performing by processing means (11) of a server (1) the steps of : (a) selecting a first subset of candidate peptides, wherein said peptides present transmembrane scores below a TMS threshold; (b) determining an optimal distribution of the candidate peptides from said first subset to the expression cassette(s) among a plurality of possible distributions, wherein said optimal distribution presents, if there are at least two expression cassettes, the lowest range between the hydropathy scores of at least two expression cassettes; (c) for each expression cassette, determining an optimal slot allocation of the candidate peptides as function of cassette slot occupancy rule so as to select the peptide fusion with the lowest TM score; (d) determining a DNA transfer sequence comprising the nucleotide sequence of the one or more expression cassette(s) for generation of said recombinant poxvirus.

9.[202141026824](#)SENSOR BASED INTELLIGENT ROBOTIC ARM TO VACCINATE PEOPLE AGAINST COVID-19

IN - 02.07.2021

Clasificación Internacional [A61K /](#) N° de solicitud 202141026824 Solicitante Mustafa Musa Jaber  
Inventor/a Mustafa Musa Jaber

The Sensor Based Intelligent Robotic Arm to Vaccinate People against COVID-19 (SIRA) helps the government/hospital to make use of the SIRA to vaccinate the patient in a contactless manner by automatically checking the health conditions of the patient using temperature, humidity, and face recognition sensors. The COVID-19 vaccine syringe helps to inject the vaccine to the patient by a robot. The robot arm handles the syringe in a contactless manner to avoid the spread of the viruses to the doctors/nurses. The revolvable arm helps to move/fold the robot arm in all the angles. The calibration unit measures the various values. The conveyor belt is assisting the robot by rolling out the syringe continuously one by one. The battery supports the continuous function of the robot every time. The temperature, humidity, and face recognition sensors are measuring the patient health values and decide whether the patient is fit to take the vaccine or not. If the patient is fit then the robot vaccinates the patient else recommends for future dates. The SIRA control unit helps to monitoring and managing the successful functioning of the whole SIRA system. By using this SIRA, the government/hospitals to make use of the SIRA to vaccinate the patient in a contactless manner by automatically checking the health conditions of the patient using temperature, humidity, and face recognition sensors.

10.[20210205433](#)Vaccines against Chlamydia sp.

US - 08.07.2021

Clasificación Internacional [A61K 39/118](#) N° de solicitud 17155264 Solicitante Statens Serum Institut  
Inventor/a Frank Follmann

The present invention describes an efficient vaccine against a *Chlamydia trachomatis* (Ct). The vaccine is based on recombinant fusion molecules that are capable of generating a high titered neutralizing antibody response that is protective against various Ct serovars. Our invention furthermore describe the combination of these antibody promoting fragments with Ct antigens that are targets for T cells with the aim to provide a vaccine that activate both arms of the immune system.

11. [20210202058](#)METHOD, MOBILE DEVICE AND STORAGE MEDIUM FOR VACCINE  
ADMINISTRATION REMINDING

US - 01.07.2021

Clasificación Internacional [G16H 20/17](#) N° de solicitud 17012083 Solicitante COMPAL ELECTRONICS,  
INC. Inventor/a HAO-CHEN WENG

A vaccine administration reminding method includes the steps of providing a vaccination reminder message to a user of a mobile device according to a vaccine administration receiver's birth date, displaying a list of potential hospitals according to a user behavior of the user on the mobile device, and recording a vaccination hospital selected by the user from the list. The user behavior may include browsing a web page of the vaccination hospital on the mobile device or dialing a telephone number of the vaccination hospital on the mobile device.

12. [3843782](#)EBOLAIMPFSTOFFZUSAMMENSETZUNGEN UND VERFAHREN ZU IHRER  
VERWENDUNG

EP - 07.07.2021

Clasificación Internacional [A61K 39/12](#) N° de solicitud 19787066 Solicitante CENTRE HOSPITALIER  
UNIV VAUDOIS CHUV Inventor/a KISELJAK DIVOR

Materials and methods for the prevention of Ebola virus are provided. This disclosure is related to vaccine compositions comprising one or more Ebola virus (EBOV) glycoproteins as well as methods of preventing an EBOV infection comprising administering such compositions. In particular, modified EBOV glycoproteins are provided that form trimers and induce an immune response.

13. [20210205428](#)TUMOR CELL VACCINES

US - 08.07.2021

Clasificación Internacional [A61K 39/00](#) N° de solicitud 17109757 Solicitante NEUVOGEN, INC. Inventor/a  
Bernadette Ferraro

The present disclosure provides an allogeneic whole cell cancer vaccine platform that includes compositions and methods for treating and preventing cancer. Provided herein are compositions containing a therapeutically effective amount of cells from one or more cancer cell lines, some or all of which are modified to (i) inhibit or reduce expression of one or more immunosuppressive factors by the cells, and/or (ii) express or increase expression of one or more immunostimulatory factors by the cells, and/or (iii) express or increase expression of one or more tumor-associated antigens (TAAs), including TAAs that have been mutated, and which comprise cancer cell lines that natively express a heterogeneity of tumor associated antigens and/or neoantigens. Also provided herein are methods of making the vaccine compositions, methods of preparing, and methods of use thereof.

14. [20210205439](#)Recombinant Modified Vaccinia Virus Ankara (MVA) Equine Encephalitis Virus Vaccine

US - 08.07.2021

Clasificación Internacional [A61K 39/15](#) N° de solicitud 17140357 Solicitante Bavarian Nordic A/S  
Inventor/a Robin Steigerwald

The present invention relates to recombinant modified vaccinia virus Ankara (MVA) and to methods of using the same. In particular, the invention relates to recombinant MVA comprising a nucleotide sequence encoding for a structural protein of an equine encephalitis virus (EEV) excluding encoding for a capsid protein of the EEV, a composition in particular a pharmaceutical composition, a vaccine or kit comprising the recombinant MVA, uses and methods thereof e.g., suitable for treating and/or preventing a western, Venezuelan, and/or eastern equine encephalitis virus caused disease.

15. [20210205434](#)ZIKA VIRUS VACCINE

US - 08.07.2021

Clasificación Internacional [A61K 39/12](#) N° de solicitud 15999469 Solicitante CureVac AG Inventor/a Benjamin PETSCH

The present invention is directed to an artificial nucleic acid and to polypeptides suitable for use in treatment or prophylaxis of an infection with Zika virus or a disorder related to such an infection. In particular, the present invention concerns a Zika virus vaccine. The present invention is directed to an artificial nucleic acid, polypeptides, compositions and vaccines comprising the artificial nucleic acid or the polypeptides. The invention further concerns a method of treating or preventing a disorder or a disease, first and second medical uses of the artificial nucleic acid, polypeptides, compositions and vaccines. Further, the invention is directed to a kit, particularly to a kit of parts, comprising the artificial nucleic acid, polypeptides, compositions and vaccines.

16. [3844178](#)IMPfstoff zur Verwendung bei der Prophylaxe und/oder Behandlung einer Erkrankung

EP - 07.07.2021

Clasificación Internacional [C07K 14/005](#) N° de solicitud 19765206 Solicitante INPROTHER APS Inventor/a HOLST PETER

The present invention relates to an adenoviral vector capable of encoding a virus-like particle (VLP), said VLP displaying an inactive immune-suppressive domain (ISD). The vaccine of the invention shows an improved immune response from either of both of the response pathways initiated by CD4 T cells or CD8 T cells.

17. [20210205438](#)PREPARATION OF INFLUENZA VIRUS VACCINE ANTIGENS

US - 08.07.2021

Clasificación Internacional [A61K 39/145](#) N° de solicitud 17151840 Solicitante Seqirus UK Limited Inventor/a Christoph HAUSSMANN

A number of improvements for preparing vaccine antigens from disintegrated influenza viruses are disclosed. A splitting step can be followed by detergent exchange. Splitting can take place in the presence of a buffer with a higher ionic strength and/or in the presence of phosphate buffer.

18. [20210205430](#)VIRB10 FOR VACCINATION AGAINST GRAM NEGATIVE BACTERIA

US - 08.07.2021

Clasificación Internacional [A61K 39/02](#) N° de solicitud 17142792 Solicitante UNIVERSITY OF FLORIDA RESEARCH FOUNDATION, INCORPORATED Inventor/a Anthony F. BARBET

The invention pertains to the use of VirB10 to immunize a host against an infection by a bacterium having T4SS. The invention provides a vaccine comprising VirB10, a fragment of VirB10, a polynucleotide encoding VirB10 or a polynucleotide encoding a fragment of VirB10 and a pharmaceutically acceptable carrier and/or adjuvant. The invention also provides a method of immunizing a host against an infection caused by a bacterium having T4SS, the method comprising administering to the host a vaccine of the invention. The vaccines and the methods of the invention can be used to immunize against infections caused by bacteria having T4SS in dogs, rabbits, cats, pigs, cattle, sheep, goats, deer, horses, rodents and humans.

19. [20210196818](#)VACCINES WITH INTERLEUKIN-33 AS AN ADJUVANT

US - 01.07.2021

Clasificación Internacional [A61K 39/39](#) N° de solicitud 17188648 Solicitante The Trustees of the University of Pennsylvania Inventor/a David Weiner

Disclosed herein is a vaccine comprising an antigen and IL-33. Also disclosed herein is a method for increasing an immune response in a subject in need thereof. Further disclosed herein is a method for treating cancer in a subject in need thereof. The methods may comprise administering the vaccine to the subject.

20. [20210196813](#)Utilizing Vaccines to Treat Cancer and Enhance the Success Rate of Cancer Immunotherapy

US - 01.07.2021

Clasificación Internacional [A61K 39/145](#) N° de solicitud 17134663 Solicitante Rush University Medical Center Inventor/a Andrew ZLOZA

Methods treating cancer are provided. The methods include intratumorally administering a therapeutically effective dose of a vaccine to a subject in need thereof.

21. [3325015](#)Liposomale adjuvanssammensætninger

DK - 05.07.2021

Clasificación Internacional [A61K 47/18](#) N° de solicitud 16745318 Solicitante Zoetis Services LLC Inventor/a DOMINOWSKI, Paul, Joseph

The invention provides a liposomal adjuvant composition comprising an external membrane and an internal compartment, the external membrane comprising: a quaternary ammonium compound; a sterol; a phospholipid; and a glycolipid, Vaccine compositions comprising the liposomal adjuvant of the instant invention are also provided.

22. [20210205444](#)MICROMOLDED OR 3-D PRINTED PULSATILE RELEASE VACCINE FORMULATIONS

US - 08.07.2021

Clasificación Internacional [A61K 39/39](#) N° de solicitud 17143871 Solicitante Massachusetts Institute of Technology Inventor/a Ana Jaklenec

Emulsion-based and micromolded ("MM") or three dimensional printed ("3DP") polymeric formulations for single injection of antigen, preferably releasing at two or more time periods, have been developed. Formulations are preferably formed of biocompatible, biodegradable polymers. Discrete regions encapsulating antigen, alone or in combination with other antigens, adjuvants, stabilizers, and release modifiers, are present in the formulations. Antigen is preferably present in excipient at the time of administration, or on the surface of the formulation, for immediate release, and incorporated within the formulation for release at ten to 45 days after initial release of antigen, optionally at ten to 90 day intervals for release of antigen in one or more additional time periods. Antigen may be stabilized through the use of stabilizing agents such as trehalose glass. In a preferred embodiment for immunization against polio, antigen is released at the time of administration, and two, four and six months thereafter.

23. [WO/2021/127797](#)NUEVO USO DE FORMULACIÓN INMUNOGÉNICA BCG QUE EXPRESA UNA PROTEÍNA DE VIRUS RESPIRATORIO SINCICIAL CONTRA hMPV

WO - 01.07.2021

Clasificación Internacional [A61K 39/04](#) N° de solicitud PCT/CL2020/050193 Solicitante PONTIFICIA UNIVERSIDAD CATOLICA DE CHILE Inventor/a KALERGIS, Alexis

La invención se refiere al nuevo uso de una formulación inmunogénica que contiene la cepa Bacilo de Calmette y Guerin (BCG) en una concentración entre 10<sup>4</sup>-10<sup>9</sup> bacterias, que expresa al menos una proteína o fragmento inmunogénico del virus respiratorio sincicial (VRS, Human orthopneumovirus), en

una solución tampón salina farmacéuticamente aceptable porque sirve para preparar una vacuna útil para prevenir, tratar, o atenuar infecciones de metapneumovirus humano (hMPV).

24. [202148029271](#) NOVEL PEPTIDES, COMBINATION OF PEPTIDES AND SCAFFOLDS FOR USE IN IMMUNOTHERAPEUTIC TREATMENT OF VARIOUS CANCERS  
IN - 02.07.2021

Clasificación Internacional [A61K](#) / N° de solicitud 202148029271 Solicitante IMMATICS BIOTECHNOLOGIES GMBH Inventor/a SINGH, Harpreet  
NOVEL PEPTIDES, COMBINATION OF PEPTIDES AND SCAFFOLDS FOR USE IN IMMUNOTHERAPEUTIC TREATMENT OF VARIOUS CANCERS The present invention relates to peptides, proteins, nucleic acids and cells for use in immunotherapeutic methods. In particular, the present invention relates to the immunotherapy of cancer. The present invention furthermore relates to tumor-associated T-cell peptide epitopes, alone or in combination with other tumor-associated peptides that can for example serve as active pharmaceutical ingredients of vaccine compositions that stimulate anti-tumor immune responses, or to stimulate T cells ex vivo and transfer into patients. Peptides bound to molecules of the major histocompatibility complex (MHC), or peptides as such, can also be targets of antibodies, soluble T-cell receptors, and other binding molecules.

25. [202148029272](#) NOVEL PEPTIDES, COMBINATION OF PEPTIDES AND SCAFFOLDS FOR USE IN IMMUNOTHERAPEUTIC TREATMENT OF VARIOUS CANCERS  
IN - 02.07.2021

Clasificación Internacional [A61K](#) / N° de solicitud 202148029272 Solicitante IMMATICS BIOTECHNOLOGIES GMBH Inventor/a MAHR, Andrea  
NOVEL PEPTIDES, COMBINATION OF PEPTIDES AND SCAFFOLDS FOR USE IN IMMUNOTHERAPEUTIC TREATMENT OF VARIOUS CANCERS The present invention relates to peptides, proteins, nucleic acids and cells for use in immunotherapeutic methods. In particular, the present invention relates to the immunotherapy of cancer. The present invention furthermore relates to tumor-associated T-cell peptide epitopes, alone or in combination with other tumor-associated peptides that can for example serve as active pharmaceutical ingredients of vaccine compositions that stimulate anti-tumor immune responses, or to stimulate T cells ex vivo and transfer into patients. Peptides bound to molecules of the major histocompatibility complex (MHC), or peptides as such, can also be targets of antibodies, soluble T-cell receptors, and other binding molecules.

26. [202148029275](#) NOVEL PEPTIDES, COMBINATION OF PEPTIDES AND SCAFFOLDS FOR USE IN IMMUNOTHERAPEUTIC TREATMENT OF VARIOUS CANCERS  
IN - 02.07.2021

Clasificación Internacional [A61K](#) / N° de solicitud 202148029275 Solicitante IMMATICS BIOTECHNOLOGIES GMBH Inventor/a MAHR, Andrea  
NOVEL PEPTIDES, COMBINATION OF PEPTIDES AND SCAFFOLDS FOR USE IN IMMUNOTHERAPEUTIC TREATMENT OF VARIOUS CANCERS The present invention relates to peptides, proteins, nucleic acids and cells for use in immunotherapeutic methods. In particular, the present invention relates to the immunotherapy of cancer. The present invention furthermore relates to tumor-associated T-cell peptide epitopes, alone or in combination with other tumor-associated peptides that can for example serve as active pharmaceutical ingredients of vaccine compositions that stimulate anti-tumor immune responses, or to stimulate T cells ex vivo and transfer into patients. Peptides bound to molecules of the major histocompatibility complex (MHC), or peptides as such, can also be targets of antibodies, soluble T-cell receptors, and other binding molecules.

27. [20210205233](#) INJECTABLE CRYOGEL VACCINE DEVICES AND METHODS OF USE THEREOF  
US - 08.07.2021



Clasificación Internacional [A61K 9/70](#) N° de solicitud 17083720 Solicitante President and Fellows of Harvard College Inventor/a Sidi A. Bencherif

The invention provides polymer compositions for cell and drug delivery.

28. [3845242](#) IMMUNTOLERANZINDUZIERENDES MITTEL UND THERAPEUTIKUM ODER PROPHYLAKTIKUM FÜR ALLERGISCHE ERKRANKUNGEN

EP - 07.07.2021

Clasificación Internacional [A61K 39/39](#) N° de solicitud 19854211 Solicitante UNIV TOKUSHIMA Inventor/a KIDO HIROSHI

An object of the present invention is to provide an allergen vaccine for treatment or prevention of an allergic disease, while reducing the risk of developing an immediate type allergy including anaphylaxis. The present inventors have found that (1) oral inoculation of a composition comprising a particular antigen (allergen) and SF10 into subjects having allergic diseases can suppress the development of an immediate type allergy caused by sensitization with the antigen, and (2) oral inoculation of a composition comprising a particular antigen (allergen) and SF10 into subjects not having allergic diseases can inhibit establishment of sensitization to the antigen, and have completed the present invention.

29. [3845656](#) VERBESSERTE LENTIVIRALER VEKTOR

EP - 07.07.2021

Clasificación Internacional [C12N 15/867](#) N° de solicitud 19855599 Solicitante PHAROS VACCINE INC Inventor/a LEE HYUNSOO

The invention belongs to the field of biomedicine. Specifically, the present invention relates to improved lentiviral vector, and preparation method and uses thereof. Specifically, the present invention relates to a lentiviral vector especially suitable for preparing a therapeutic T cell.

30. [20210196815](#) MEANS AND METHODS FOR TREATING HERPESVIRUS INFECTION

US - 01.07.2021

Clasificación Internacional [A61K 39/245](#) N° de solicitud 16080292 Solicitante HELMHOLTZ ZENTRUM MÜNCHEN - DEUTSCHES FORSCHUNGSZENTRUM FÜR GESUNDHEIT UND UMWELT (GMBH) Inventor/a Wolfgang HAMMERSCHMIDT

The present invention provides herpesviruses, such as EBV, which lack at least one viral miRNA. Such herpesviruses lacking at least one viral miRNA are advantageously not capable of packaging their genome into the capsid, thereby producing HVLPs, which are substantially free of their herpesvirus genome or the nucleic acid molecule encoding the proteinaceous part of the HVLP and viral miRNA. Such HVLPs may be used as vaccine.

31. [20210198304](#) VACCINE AGAINST KLEBSIELLA PNEUMONIAE

US - 01.07.2021

Clasificación Internacional [C07H 15/26](#) N° de solicitud 16768301 Solicitante Idorsia Pharmaceuticals Ltd Inventor/a Sharavathi Guddehalli Parameswarappa

The present invention relates to a synthetic saccharide of general formula (I) that is related to *Klebsiella pneumoniae* serotype O1, O2, O2ac, and O8 O-polysaccharide and carbapenem-resistant *Klebsiella pneumoniae* ST258 O-polysaccharide and conjugate thereof. Said synthetic saccharide, said conjugate and pharmaceutical composition containing said synthetic saccharide or said conjugate are useful for prevention and/or treatment of diseases associated with *Klebsiella pneumoniae*. Furthermore, the synthetic saccharide of general formula (I) is useful as marker in immunological assays for detection of antibodies against *Klebsiella pneumoniae* bacteria.

32. [WO/2021/138582](#) FUSION PROTEINS AND METHODS OF USE THEREOF

WO - 08.07.2021

Clasificación Internacional [A61K 39/00](#) N° de solicitud PCT/US2020/067698 Solicitante THE JOHNS HOPKINS UNIVERSITY Inventor/a YARCHOAN, Mark

The invention features compositions and methods for treating and preventing cancer. In one aspect, isolated fusion proteins are provided that comprise a DNAJB1 portion and a PRKACA portion. In a further aspect, compositions are provided, including immunogenic compositions that comprise an isolated fusion protein comprising a DNAJB1 portion and a PRKACA portion. In a yet further aspect, a cancer vaccine is provided that comprises an isolated fusion protein comprising a DNAJB1 portion and a PRKACA portion.

33. [3845639](#) VERFAHREN ZUR BEWERTUNG VON ANTIINFEKTIVA, IMPFSTOFFEN ETC. UNTER VERWENDUNG VON IMMORTALISIERTEN MONOZYTISCHEN ZELLEN UND INDUZIERTEN ZELLEN EP - 07.07.2021

Clasificación Internacional [C12N 5/10](#) N° de solicitud 19856074 Solicitante MICAN TECH INC Inventor/a MIYAZAKI KAZUO

The present invention has been made in view of a problem regarding stability, reproducibility, economy, and easiness of operation in studies for a monocyte- or dendritic cell-mediated infectious microorganism, and is directed to provide a method for maintenance culturing a monocyte- or dendritic cell-mediated infectious microorganism utilizing a monocyte having a proliferative capacity. The present invention is based on the finding that a dengue virus efficiently infects a proliferable human monocytic cell obtained by introducing a gene into a CD14-positive cell and a cell having a phagocytic capacity obtained by inducing the monocytic cell to differentiate (e.g., dendritic cell) and proliferates therein. Thus, provided is a novel method for evaluating a pharmaceutical such as a compound or a vaccine for treating an infection with a monocyte- or dendritic cell-mediated infectious microorganism.

34. [20210205425](#) TREATMENT OF URTICARIA US - 08.07.2021

Clasificación Internacional [A61K 39/00](#) N° de solicitud 17057438 Solicitante EVAX AG Inventor/a Antonia GABRIEL

The present invention relates to compositions, immunogenic or vaccine compositions and pharmaceutical compositions for the prevention or treatment of urticaria of equine mammals, preferably of horses. Furthermore, the invention provides methods for preventing or treating urticaria of equine mammals, preferably of horses.

35. [20210196816](#) ALGAE COMPRISING THERAPEUTIC AND/OR NUTRITIONAL AGENTS US - 01.07.2021

Clasificación Internacional [A61K 39/385](#) N° de solicitud 16335114 Solicitante TomAlgae CVBA Inventor/a Viktor Chepurnov

An alga, particularly a diatom, comprising one or more selected from the group consisting of: a therapeutic agent (such as an immunogenic agent; antibody; anti-microbial agent; anti-parasitic agent and appetite promoter); an exogenous nutritional agent; and an enhanced level of an endogenous nutritional agent, used as a diet enhancer, a drug delivery device, a vaccine delivery device and/or an animal feed, or for use for use in therapy, a method of preparing an alga comprising: providing a dehydrated alga; and rehydrating the alga in the presence of a therapeutic agent or nutritional agent, and related kits.

36. [20210198670](#) METHOD FOR KNOCKING OUT N-MYRISTOYLTRANSFERASE (NMT) GENE FROM EIMERIA TENELLA US - 01.07.2021

Clasificación Internacional [C12N 15/113](#) N° de solicitud 17133300 Solicitante LANZHOU VETERINARY RESEARCH INST., CHINESE ACADEMY OF AGRICULTURAL SCIENCES Inventor/a Jianping CAI  
The present disclosure provides a method for knocking out an N-myristoyltransferase (NMT) gene from *Eimeria tenella*, and belongs to the technical field of microorganisms. The method includes: mixing

sporozoites of *Eimeria tenella* with a pCRISPR::EtNMT plasmid and a pEtNMT::DHFR plasmid, and subjecting a resulting mixture to electrotransformation to obtain NMT gene-knockout *Eimeria tenella*. The method provided by the present disclosure can successfully knock out the NMT gene from *Eimeria tenella*, which lays a foundation for studying the function of the *Eimeria tenella* gene and developing a vaccine therefor.

37. [20210198322](#) Mutant of L1 Protein of Human Papillomavirus Type 39

US - 01.07.2021

Clasificación Internacional [C07K 14/025](#) N° de solicitud 15734715 Solicitante Xiamen University  
Inventor/a Shaowei LI

The invention relates to a mutated HPV39 L1 protein (or a variant thereof), a sequence encoding the same, a method for preparing the same, and a virus-like particle comprising the same, wherein the protein (or a variant thereof) and the virus-like particle can induce the generation of neutralizing antibodies against at least two HPV types (e.g. HPV39 and HPV68, or HPV39, HPV68 and HPV70), and therefore can be used to prevent infection by said at least two HPV types, and a disease caused by said infection, such as cervical cancer and condyloma acuminatum. The invention further relates to the use of the protein and the virus-like particle in the manufacture of a pharmaceutical composition or a vaccine for preventing infection by said at least two HPV types, and a disease caused by said infection, such as cervical cancer and condyloma acuminatum.

38. [20210205436](#) RECOMBINANT MOPEIA VIRUS AND VACCINE PLATFORM

US - 08.07.2021

Clasificación Internacional [A61K 39/12](#) N° de solicitud 17106928 Solicitante INSTITUT PASTEUR  
Inventor/a Sylvain BAIZE

A recombinant attenuated Mopeia virus (MOPV) comprising a recombinant genomic S segment that encodes a nucleoprotein having attenuated exonuclease activity, and optionally further encodes a non-MOPV arenavirus glycoprotein. Use of the recombinant attenuated MOPV to induce an immune response in a subject.

39. [20210196809](#) CANCER VACCINE

US - 01.07.2021

Clasificación Internacional [A61K 39/00](#) N° de solicitud 16492534 Solicitante President and Fellows of Harvard College  
Inventor/a Juan Pablo Maianti

Provided herein are systems, compositions, and methods for generating immunogenic peptides or epitopes from tumor associated antigens (e.g., in vivo or ex vivo). Polynucleotides (e.g., genes) encoding the tumor associated antigens may be edited at selected target sites by nucleobase editors comprising a catalytically-inactive Cas9 and a cytosine deaminase, leading to the expression of heteroclitic or cryptic peptides that are more immunogenic than the native peptide derived from the tumor associated antigens. The heteroclitic or cryptic peptide elicit strong tumor-specific immune response (e.g., T-cell response or B-cell response), which inhibits tumor growth and metastasis.

40. [20210196811](#) Recombinant Herpesvirus of Turkey Vectors Expressing Antigens of Avian Pathogens and Uses Thereof

US - 01.07.2021

Clasificación Internacional [A61K 39/12](#) N° de solicitud 17017342 Solicitante Zoetis Services LLC  
Inventor/a Sing RONG

The invention relates to recombinant viral vectors for the insertion and expression of foreign genes for use in safe immunizations to protect against a variety of pathogens. The invention also relates to multivalent compositions or vaccine comprising one or more recombinant viral vectors for protection against a variety

of pathogens. The present invention relates to methods of making an using said recombinant viral vectors.

41. [WO/2021/129247](#) MONOCLONAL ANTIBODY OF COXSACKIEVIRUS A6 TRUE VIRUS AND USE THEREOF

WO - 01.07.2021

Clasificación Internacional [C07K 16/10](#) N° de solicitud PCT/CN2020/129945 Solicitante SINOVAC BIOTECH CO., LTD. Inventor/a WU, Ruixia

Disclosed are a monoclonal antibody capable of reacting with a Coxsackievirus A6 true virus, a kit containing the monoclonal antibody and the use thereof. The monoclonal antibody is prepared by immunizing a mouse with a purified CA6 virus solution. The monoclonal antibody is used for detecting the CA6 virus or diagnosing hand-foot-and-mouth disease. The monoclonal antibody has a wide range of applications in the preparation of a rapid detection kit and the development and research of a vaccine.

42. [20210196814](#) Recombinant Modified Vaccinia Virus Ankara (MVA) Respiratory Syncytial Virus (RSV) Vaccine

US - 01.07.2021

Clasificación Internacional [A61K 39/155](#) N° de solicitud 17202230 Solicitante Bavarian Nordic A/S Inventor/a Cedric Cheminay

Provided herein are recombinant modified vaccinia virus Ankara (MVA) strains as improved vaccines against infection with Respiratory Syncytial Virus (RSV virus) and to related products, methods and uses. Specifically, provided herein are genetically engineered recombinant MVA vectors comprising at least one nucleotide sequence encoding an antigenic determinant of an RSV membrane glycoprotein and at least one nucleotide sequence encoding an antigenic determinant of an RSV nucleocapsid protein. Also provided herein are products, methods and uses thereof, e.g., suitable to affect an immune response in a subject, or suitable to diagnose an RSV infection, as well as to determine whether a subject is at risk of recurrent RSV infection

43. [3843781](#) VERFAHREN UND ZUSAMMENSETZUNGEN ZUR HERSTELLUNG EINES VIRUS

EP - 07.07.2021

Clasificación Internacional [A61K 39/12](#) N° de solicitud 19768730 Solicitante UNIV OXFORD INNOVATION LTD Inventor/a GILBERT SARAH

The invention relates to methods for generating a recombinant adenovirus comprising a nucleotide sequence encoding a heterologous gene of interest for use as a vaccine comprising the steps of inserting the heterologous gene of interest into the adenovirus genome by recombining terminal protein complexed adenovirus genomic DNA (TPC-Ad gDNA) with a polynucleotide comprising a nucleotide sequence encoding the gene of interest and having 5' and 3' ends that are homologous to the insertion site sequence of the adenovirus genomic DNA in an in vitro recombination reaction, transfecting cells growing in individual vessels with a dilution of the in vitro recombination reaction mixture from (i) such that a number of such individual vessels contain a single cell that is infected by a recombinant adenovirus comprising the nucleotide sequence encoding the heterologous gene of interest, and identifying those individual vessels in which a single cell has been infected by the recombinant adenovirus comprising the nucleotide sequence encoding the heterologous gene of interest. Suitably said TPC-Ad gDNA comprises serotype-matched terminal protein and adenovirus genome, and said gene of interest codes for a single epitope, a string of epitopes, a segment of an antigen or a complete antigen protein. The invention also relates to recombinant adenoviruses and compositions made using these methods.

44. [WO/2021/129898](#) POLIPÉPTIDOS QUE COMPRENDEN MUTANTES DEL VEGF-A HUMANO CON RE-ARREGLOS DE PUENTES DISULFURO Y COMPOSICIONES QUE LOS CONTIENEN

WO - 01.07.2021



Clasificación Internacional N° de solicitud PCT/CU2020/050011 Solicitante CENTRO DE INGENIERIA GENETICA Y BIOTECNOLOGIA Inventor/a BEQUET ROMERO, Mónica

Polipéptidos que comprenden mutantes funcionales de una isoforma del factor de crecimiento del endotelio vascular A (VEGF-A) humano, que se pliegan en un re-arreglo no natural de puentes disulfuro, donde la segunda y la cuarta cisteína de la cadena polipeptídica de los mutantes solo se encuentran formando puentes intramoleculares, y la séptima y la octava cisteína de los mutantes solo se encuentran formando puentes intermoleculares. La invención también comprende preparaciones antigénicas que contienen al menos uno de estos polipéptidos, así como las composiciones farmacéuticas que comprenden dichas preparaciones antigénicas y adyuvantes vacunales. Las preparaciones antigénicas de la invención se emplean en la manufactura de un medicamento para el tratamiento de enfermedades cuyo avance se relaciona con el incremento de la angiogénesis, la inflamación y la inmunosupresión, así como para la restauración del sistema inmune.

45. [20210205441](#) MODIFIED HSV GD PROTEIN AND VACCINE CONTAINING SAME  
US - 08.07.2021

Clasificación Internacional [A61K 39/245](#) N° de solicitud 16641420 Solicitante KM Biologics Co., Ltd. Inventor/a Hiroaki MORI

The modified HSV gD protein of the present invention is a modified protein of a herpes simplex virus (HSV) envelope glycoprotein D (gD), wherein the modified HSV gD protein is derived from a wild-type HSV gD by modification of at least one of B cell epitopes having low or no neutralizing antibody-inducing activity compared to a B cell epitope present in a receptor-binding domain (RBD) (decoy epitopes) in the ectodomain of the wild-type HSV gD, so that the modified epitope does not function as an epitope.

46. [202147027015](#) STABLE VACCINE AGAINST CLOSTRIDIUM DIFFICILE  
IN - 02.07.2021

Clasificación Internacional [C07H /](#) N° de solicitud 202147027015 Solicitante IDORSIA PHARMACEUTICALS LTD Inventor/a EMMADI, Madhu

The present invention relates to a synthetic saccharide of general formula (I) that is related to Clostridium difficile PS-II cell-surface polysaccharide and conjugate thereof. Said synthetic saccharide, said conjugate and pharmaceutical composition containing said synthetic saccharide or said conjugate are useful for prevention and/or treatment of diseases associated with Clostridium difficile. Furthermore, the synthetic saccharide of general formula (I) is useful as marker in immunological assays for detection of antibodies against Clostridium difficile bacteria.

47. [2021203796](#) Use of amino acid sequences from Mycobacterium tuberculosis or corresponding nucleic acids thereof for diagnosis and prevention of tubercular infection, diagnostic kit and vaccine therefrom  
AU - 01.07.2021

Clasificación Internacional [C07K 14/35](#) N° de solicitud 2021203796 Solicitante QIAGEN Australia Holding Pty. Ltd. Inventor/a

The present invention refers to the use of gene sequences or portions thereof characterized in that the same belong to the classes of in vitro and ex vivo induced, repressed or conserved genes in Mycobacterium tuberculosis currently infected human macrophages and to corresponding peptides or consensus peptides or proteins for the preparation of specific bio-markers for the diagnosis and prevention of active or latent disease.

48. [3845564](#) VERBESSEERTE THERAPEUTISCHE T-ZELLE  
EP - 07.07.2021

Clasificación Internacional [C07K 16/30](#) N° de solicitud 19854222 Solicitante IMMUNOTECH BIOPHARM CO LTD Inventor/a WANG YU



The invention belongs to the field of biomedicine. Specifically, the present invention relates to improved therapeutic T cells and methods for their preparation. Specifically, the present invention relates to preparing improved therapeutic T cells by co-expression of an exogenous antigen-specific receptor protein and a dominant negative TGF- $\beta$  type II receptor in T cells through lentiviral vector transduction.

49. [3844274](#) NEOANTIGEN-ENGINEERING UNTER VERWENDUNG VON SPLEISSMODULIERENDEN VERBINDUNGEN

EP - 07.07.2021

Clasificación Internacional [C12N 15/113](#) N° de solicitud 19758737 Solicitante ROCHE INNOVATION CT COPENHAGEN AS Inventor/a ERICHSEN KAMILLE DUMONG

The invention relates to the field of immunotherapy and vaccine treatment of diseased cells via enhancing the immune response to the diseased cells. In the context of the present invention this is done by engineering neo-antigens in cells via oligonucleotide mediated production of aberrant RNA transcripts which, when transcribed in the cell, result in the generation or increased expression of aberrant polypeptides. Extracellular display of these polypeptides, of peptide fragments derived provides antigen epitopes (neoantigen) for detection by the immune system.

## Patentes registradas en la United States Patent and Trademark Office (USPTO)

*Results Search in US Patent Collection db for: (ABST/vaccine AND ISD/20210710->20210701), 6 records.*

PAT. NO.	Title
1 <a href="#">11,053,509</a>	<a href="#">Plant-produced chimaeric Orbivirus VLPs</a>
2 <a href="#">11,053,296</a>	<a href="#">Peptides and combination of peptides for use in immunotherapy against ovarian cancer and other cancers</a>
3 <a href="#">11,053,285</a>	<a href="#">Nucleic acids encoding human immunodeficiency virus type 1 (HIV-1) N-terminal deleted gp120 immunogens and methods of use</a>
4 <a href="#">11,052,143</a>	<a href="#">Vaccine for protection against ETEC-induced diarrhea comprising dmLT</a>
5 <a href="#">11,052,114</a>	<a href="#">Peptides and combination of peptides of non-canonical origin for use in immunotherapy against different types of cancers</a>
6 <a href="#">11,052,113</a>	<a href="#">Peptides and combination of peptides of non-canonical origin for use in immunotherapy against different types of cancers</a>

**NOTA ACLARATORIA:** Las noticias y otras informaciones que aparecen en este boletín provienen de sitios públicos, debidamente referenciados mediante vínculos a Internet que permiten a los lectores acceder a las versiones electrónicas de sus fuentes originales. Hacemos el mayor esfuerzo por verificar de buena fe la objetividad, precisión y certeza de las opiniones, apreciaciones, proyecciones y comentarios que aparecen en sus contenidos, pero este boletín no puede garantizarlos de forma absoluta, ni se hace responsable de los errores u omisiones que pudieran contener. En este sentido, sugerimos a los lectores cautela y los alertamos de que asumen la total responsabilidad en el manejo de dichas informaciones; así como de cualquier daño o perjuicio en que incurran como resultado del uso de estas, tales como la toma de decisiones científicas, comerciales, financieras o de otro tipo.

Edición: Annia Ramos Rodríguez [aramos@finlay.edu.cu](mailto:aramos@finlay.edu.cu)  
Ma. Victoria Guzmán Sánchez [mguzman@finlay.edu.cu](mailto:mguzman@finlay.edu.cu)  
Randelys Molina Castro [rmolina@finlay.edu.cu](mailto:rmolina@finlay.edu.cu)  
Irina Crespo Molina [icrespo@finlay.edu.cu](mailto:icrespo@finlay.edu.cu)  
Yamira Puig Fernández [yamipuig@finlay.edu.cu](mailto:yamipuig@finlay.edu.cu)  
Rolando Ochoa Azze [ochoa@finlay.edu.cu](mailto:ochoa@finlay.edu.cu)



**FINLAY EDICIONES**

